

WEST Search History

DATE: Friday, May 13, 2005

<u>Hide?</u>	<u>Set Name</u>	<u>Query</u>	<u>Hit Count</u>
	<i>DB=PGPB,USPT,USOC,EPAB,JPAB,DWPI; PLUR=YES; OP=ADJ</i>		
<input type="checkbox"/>	L11	= 1994	81
<input type="checkbox"/>	L10	= 1994	23
<input type="checkbox"/>	L9	L8 AND monoclonal antibody	1477
<input type="checkbox"/>	L8	(beta-amyloid OR a-beta OR Abeta)	3589
<input type="checkbox"/>	L7	= 1994	21
<input type="checkbox"/>	L6	= 1994	8
<input type="checkbox"/>	L5	L4 AND amyloid	237
<input type="checkbox"/>	L4	530/387.1,387.3,388.1,388.15.CCLS.	4979
<input type="checkbox"/>	L3	Solomon.IN.	6005
<input type="checkbox"/>	L2	Solomon-B.IN.	20
<input type="checkbox"/>	L1	(Solomon-Beka.IN.)	19

END OF SEARCH HISTORY

Art Unit: 1647

5220013

5221607

5221607

5223482

5231000

5231170

5242932

5270165

5427931

5441870

5538845

5688651

5733734

5750349

5811310

5981208

WO199012871A

Hit List

Clear	Generate Collection	Print	Fwd Refs	Bkwd Refs
Generate OACS				

Search Results - Record(s) 1 through 19 of 19 returned.

1. Document ID: US 20050089510 A1

L1: Entry 1 of 19

File: PGPB

Apr 28, 2005

PGPUB-DOCUMENT-NUMBER: 20050089510
 PGPUB-FILING-TYPE: new
 DOCUMENT-IDENTIFIER: US 20050089510 A1

TITLE: Agents and compositions and methods utilizing same useful in diagnosing and/or treating or preventing plaque forming diseases

PUBLICATION-DATE: April 28, 2005

INVENTOR-INFORMATION:

NAME	CITY	STATE	COUNTRY	RULE-47
Solomon, Beka	Herzlia Pituach		IL	
Hanan, Eilat	Tel Aviv		IL	
Frenkel, Dan	Rehovot		IL	

US-CL-CURRENT: 424/93.2

ABSTRACT:

A method of immunizing against plaque forming diseases using display technology is provided. The method utilize novel agents, or pharmaceutical compositions for vaccination against plaque forming diseases which rely upon presentation of an antigen or epitope on a display vehicle. The method further includes agents, or pharmaceutical compositions for vaccination against plaque forming diseases, which rely upon presentation of an antibody, or an active portion thereof, on a display vehicle. Whether antigens or antibodies are employed, disaggregation of plaques results from the immunization.

Full	Title	Citation	Front	Review	Classification	Date	Reference	Sequences	Attachments	Claims	R0M0C	Draw De
------	-------	----------	-------	--------	----------------	------	-----------	-----------	-------------	--------	-------	---------

2. Document ID: US 20050053575 A1

L1: Entry 2 of 19

File: PGPB

Mar 10, 2005

PGPUB-DOCUMENT-NUMBER: 20050053575
 PGPUB-FILING-TYPE: new
 DOCUMENT-IDENTIFIER: US 20050053575 A1

TITLE: Antigenic product displaying multiple copies of an epitope of a deposit-

forming polypeptide involved in plaque-forming diseases and methods of using same

PUBLICATION-DATE: March 10, 2005

INVENTOR-INFORMATION:

NAME	CITY	STATE	COUNTRY	RULE-47
<u>Solomon, Beka</u>	Pituach		IL	

US-CL-CURRENT: 424/78.27; 424/185.1, 525/54.1

ABSTRACT:

The present invention relates to an antigenic product for inducing an immune response to a deposit-forming polypeptide, such as amyloid ss, which antigenic product is a multiple antigenic peptide (MAP) that contains multiple copies of an epitope of a deposit-forming polypeptide involved in a plaque-forming disease. This antigenic product can be formulated into an immunizing composition and used to elicit an immune response against a deposit-forming polypeptide involved in a plaque-forming disease or disorder.

Full	Title	Citation	Front	Review	Classification	Date	Reference	Sequences	Attachments	Claims	IMC	Draw De
------	-------	----------	-------	--------	----------------	------	-----------	-----------	-------------	--------	-----	---------

3. Document ID: US 20040052766 A1

L1: Entry 3 of 19

File: PGPB

Mar 18, 2004

PGPUB-DOCUMENT-NUMBER: 20040052766

PGPUB-FILING-TYPE: new

DOCUMENT-IDENTIFIER: US 20040052766 A1

TITLE: Immunization against amyloid plaques using display technology

PUBLICATION-DATE: March 18, 2004

INVENTOR-INFORMATION:

NAME	CITY	STATE	COUNTRY	RULE-47
<u>Solomon, Beka</u>	Herzlia Pituach		IL	
Frenkel, Dan	Rehovot		IL	

US-CL-CURRENT: 424/93.2

ABSTRACT:

A strategy for immunizing against amyloid plaques using display technology. The strategy includes methods, agents, and pharmaceutical compositions for vaccination against plaque forming diseases (e.g., Alzheimer's disease) that rely upon presentation of an antigen or epitope on a display vehicle. The strategy further includes methods, agents, and pharmaceutical compositions for vaccination against plaque forming diseases (e.g., Alzheimer's disease) that rely upon presentation of an antibody, or an active portion thereof, on a display vehicle. Whether antigens or antibodies are employed, desegregation of plaques results from the immunization.

Full	Title	Citation	Front	Review	Classification	Date	Reference	Sequences	Attachments	Claims	KWIC	Drawn Da
------	-------	----------	-------	--------	----------------	------	-----------	-----------	-------------	--------	------	----------

 4. Document ID: US 20040013647 A1

L1: Entry 4 of 19

File: PGPB

Jan 22, 2004

PGPUB-DOCUMENT-NUMBER: 20040013647
 PGPUB-FILING-TYPE: new
 DOCUMENT-IDENTIFIER: US 20040013647 A1

TITLE: Methods and compositions for treating a plaque-forming disease

PUBLICATION-DATE: January 22, 2004

INVENTOR-INFORMATION:

NAME	CITY	STATE	COUNTRY	RULE-47
<u>Solomon, Beka</u>	Herzlia Pitauch		IL	
Frenkel, Dan	Rehovot		IL	

US-CL-CURRENT: 424/93.2; 514/44

ABSTRACT:

A method of immunizing against plaque forming diseases using display technology is provided. The method utilize novel agents, or pharmaceutical compositions for vaccination against plaque forming diseases which rely upon presentation of an antigen or epitope on a display vehicle. The method further includes agents, or pharmaceutical compositions for vaccination against plaque forming diseases, which rely upon presentation of an antibody, or an active portion thereof, on a display vehicle. Whether antigens or antibodies are employed, disaggregation of plaques results from the immunization. The methods of the present invention also generally relates to treating and/or diagnosing neurological diseases and disorders of the central nervous, regardless of whether the disease or disorder is plaque-forming or non-plaque forming.

Full	Title	Citation	Front	Review	Classification	Date	Reference	Sequences	Attachments	Claims	KWIC	Drawn Da
------	-------	----------	-------	--------	----------------	------	-----------	-----------	-------------	--------	------	----------

 5. Document ID: US 20030077252 A1

L1: Entry 5 of 19

File: PGPB

Apr 24, 2003

PGPUB-DOCUMENT-NUMBER: 20030077252
 PGPUB-FILING-TYPE: new
 DOCUMENT-IDENTIFIER: US 20030077252 A1

TITLE: Agents and compositions and methods utilizing same useful in diagnosing and/or treating or preventing plaque forming

PUBLICATION-DATE: April 24, 2003

INVENTOR-INFORMATION:

NAME	CITY	STATE	COUNTRY	RULE-47
<u>Solomon, Beka</u>	Herzlia Pituach		IL	
Hanan, Eilat	Tel Aviv		IL	
Frenkel, Dan	Rehovot		IL	

US-CL-CURRENT: 424/93.2; 435/235.1, 435/456, 514/44

ABSTRACT:

A method of immunizing against plaque forming diseases using display technology is provided. The method utilize novel agents, or pharmaceutical compositions for vaccination against plaque forming diseases which rely upon presentation of an antigen or epitope on a display vehicle. The method further includes agents, or pharmaceutical compositions for vaccination against plaque forming diseases, which rely upon presentation of an antibody, or an active portion thereof, on a display vehicle. Whether antigens or antibodies are employed, disaggregation of plaques results from the immunization.

Full	Title	Citation	Front	Review	Classification	Date	Reference	Sequences	Attachments	Claims	KWIC	Draw De
------	-------	----------	-------	--------	----------------	------	-----------	-----------	-------------	--------	------	---------

 6. Document ID: US 20030022244 A1

L1: Entry 6 of 19

File: PGPB

Jan 30, 2003

PGPUB-DOCUMENT-NUMBER: 20030022244

PGPUB-FILING-TYPE: new

DOCUMENT-IDENTIFIER: US 20030022244 A1

TITLE: Single chain antibody against mutant P53

PUBLICATION-DATE: January 30, 2003

INVENTOR-INFORMATION:

NAME	CITY	STATE	COUNTRY	RULE-47
<u>Solomon, Beka</u>	Herzlia Pituach		IL	
Cohen, Gerald	Raanana		IL	
Govorko, Dimitri	Herzlia		IL	

US-CL-CURRENT: 435/7.1; 435/320.1, 435/326, 435/69.1, 530/388.1, 536/23.53

ABSTRACT:

More than 90% of mutations found in the p53 protein produce a conformational change in p53 which results in the exposure of an epitope, which is otherwise hidden in the hydrophobic core of the molecule. A single chain antibody (scFv) which specifically recognizes this common mutant epitope in mutant p53 but not in wild type p53 is disclosed. Also described are a DNA molecule encoding the scFv, pharmaceutical compositions comprising the antibody and methods of treatment using the pharmaceutical compositions.

Full	Title	Citation	Front	Review	Classification	Date	Reference	Sequences	Attachments	Claims	KWIC	Draw. De
------	-------	----------	-------	--------	----------------	------	-----------	-----------	-------------	--------	------	----------

 7. Document ID: US 20020052311 A1

L1: Entry 7 of 19

File: PGPB

May 2, 2002

PGPUB-DOCUMENT-NUMBER: 20020052311
 PGPUB-FILING-TYPE: new
 DOCUMENT-IDENTIFIER: US 20020052311 A1

TITLE: Methods and compositions for the treatment and/or diagnosis of neurological diseases and disorders

PUBLICATION-DATE: May 2, 2002

INVENTOR-INFORMATION:

NAME	CITY	STATE	COUNTRY	RULE-47
<u>Solomon, Beka</u>	Herzlia Pituach		IL	
Frenkel, Dan	Rehovot		IL	

US-CL-CURRENT: 514/2; 424/93.21

ABSTRACT:

A method of immunizing against plaque forming diseases using display technology is provided. The method utilize novel agents, or pharmaceutical compositions for vaccination against plaque forming diseases which rely upon presentation of an antigen or epitope on a display vehicle. The method further includes agents, or pharmaceutical compositions for vaccination against plaque forming diseases, which rely upon presentation of an antibody, or an active portion thereof, on a display vehicle. Whether antigens or antibodies are employed, disaggregation of plaques results from the immunization. The methods of the present invention also generally relates to treating and/or diagnosing neurological diseases and disorders of the central nervous, regardless of whether the disease or disorder is plaque-forming or non-plaque forming.

Full	Title	Citation	Front	Review	Classification	Date	Reference	Sequences	Attachments	Claims	KWIC	Draw. De
------	-------	----------	-------	--------	----------------	------	-----------	-----------	-------------	--------	------	----------

 8. Document ID: US 6703015 B1

L1: Entry 8 of 19

File: USPT

Mar 9, 2004

US-PAT-NO: 6703015
 DOCUMENT-IDENTIFIER: US 6703015 B1

TITLE: Filamentous bacteriophage displaying an .beta.-amyloid epitope

DATE-ISSUED: March 9, 2004

INVENTOR-INFORMATION:

NAME	CITY	STATE	ZIP CODE	COUNTRY

<u>Solomon; Beka</u>	Herzlia Pituach	IL
Frenkel; Dan	Rehovot	IL

US-CL-CURRENT: 424/93.2; 435/320.1

ABSTRACT:

A strategy for immunizing against amyloid plaques using display technology. The strategy includes methods, agents, and pharmaceutical compositions for vaccination against plaque forming diseases (e.g. Alzheimer's disease) which rely upon presentation of an antigen or epitope on a display vehicle. The strategy further includes methods, agents, and pharmaceutical compositions for vaccination against plaque forming diseases (e.g. Alzheimer's disease) which rely upon presentation of an antibody, or an active portion thereof, on a display vehicle. Whether antigens or antibodies are employed, desegregation of plaques results from the immunization.

11 Claims, 27 Drawing figures
 Exemplary Claim Number: 1
 Number of Drawing Sheets: 21

Full	Title	Citation	Front	Review	Classification	Date	Reference	Sequences	Attachments	Claims	KWIC	Draw De
------	-------	----------	-------	--------	----------------	------	-----------	-----------	-------------	--------	------	---------

 9. Document ID: US 6630584 B1

L1: Entry 9 of 19

File: USPT

Oct 7, 2003

US-PAT-NO: 6630584

DOCUMENT-IDENTIFIER: US 6630584 B1

TITLE: Single chain antibody against mutant p53

DATE-ISSUED: October 7, 2003

INVENTOR-INFORMATION:

NAME	CITY	STATE	ZIP CODE	COUNTRY
<u>Solomon; Beka</u>	Herzlia Pituach			IL
Cohen; Gerald	Raanana			IL
Govorko; Dimitri	Herzlia			IL

US-CL-CURRENT: 536/24.5; 424/130.1, 424/133.1, 424/135.1, 424/138.1, 424/139.1,
424/141.1, 424/152.1, 424/155.1, 424/156.1, 424/172.1, 424/174.1, 530/387.1,
530/387.3, 530/387.7, 530/387.9, 530/388.8, 530/388.85

ABSTRACT:

More than 90% of mutations found in the p53 protein produce a conformational change in p53 which results in the exposure of an epitope, which is otherwise hidden in the hydrophobic core of the molecule. A single chain antibody (scFv) which specifically recognizes this common mutant epitope in mutant p53 but not in wild type p53 is disclosed. Also described are a DNA molecule encoding the scFv, pharmaceutical compositions comprising the antibody and methods of treatment using the pharmaceutical compositions.

6 Claims, 7 Drawing figures
 Exemplary Claim Number: 1,4
 Number of Drawing Sheets: 7

Full	Title	Citation	Front	Review	Classification	Date	Reference	Sequences	Attachments	Claims	KWIC	Draw. De
------	-------	----------	-------	--------	----------------	------	-----------	-----------	-------------	--------	------	----------

10. Document ID: US 5688651 A

L1: Entry 10 of 19

File: USPT

Nov 18, 1997

US-PAT-NO: 5688651
 DOCUMENT-IDENTIFIER: US 5688651 A

TITLE: Prevention of protein aggregation

DATE-ISSUED: November 18, 1997

INVENTOR-INFORMATION:

NAME	CITY	STATE	ZIP CODE	COUNTRY
<u>Solomon; Beka</u>	Herzlya			IL

US-CL-CURRENT: 435/7.1; 424/130.1, 436/63, 530/388.1

ABSTRACT:

A method of selecting anti-aggregation molecules with chaperone-like activity that have characteristics including binding to a native target molecule epitope with a high binding constant and are non-inhibitory to the biological activity of the target molecule. The method molecules denaturing a target molecule in the presence of presumptive antiaggregation molecules to prevent the target molecules from self-or induced-aggregation. The nonaggregated target molecule coupled to the anti-aggregation molecule is then tested for bioactivity.

4 Claims, 9 Drawing figures
 Exemplary Claim Number: 1
 Number of Drawing Sheets: 3

Full	Title	Citation	Front	Review	Classification	Date	Reference	Sequences	Attachments	Claims	KWIC	Draw. De
------	-------	----------	-------	--------	----------------	------	-----------	-----------	-------------	--------	------	----------

11. Document ID: US 4948836 A

L1: Entry 11 of 19

File: USPT

Aug 14, 1990

US-PAT-NO: 4948836
 DOCUMENT-IDENTIFIER: US 4948836 A

TITLE: Immobilized antibodies

DATE-ISSUED: August 14, 1990

INVENTOR-INFORMATION:

NAME	CITY	STATE	ZIP CODE	COUNTRY
<u>Solomon; Beka</u>	Herzelya Pituach			IL
Hadas; Eran	Rishon Lezion			IL
Fleminger; Gideon	Rehovot			IL

US-CL-CURRENT: 525/54.1; 436/531, 436/532, 530/815, 530/816

ABSTRACT:

Antibodies which are immobilized and covalently bound to a matrix polymer by means of a modification in a carbohydrate region of the antibodies; wherein the binding of the antibodies is effected by condensing at least one aldehyde group in an oxidized carbohydrate region and at least one epoxide function of an epoxy-group-containing matrix polymer, said condensation being conducted in the presence of a bifunctional reagent which has, on one end position of a spacer unit having at least three members, an amino group capable of condensing with the aldehyde group, and which has on the other end position a group which reacts covalently with the epoxide function.

16 Claims, 0 Drawing figures
Exemplary Claim Number: 1

Full	Title	Citation	Front	Review	Classification	Date	Reference	Sequence	Attachments	Claims	KWIC	Draw D
------	-------	----------	-------	--------	----------------	------	-----------	----------	-------------	--------	------	--------

 12. Document ID: US 3873426 A

L1: Entry 12 of 19

File: USPT

Mar 25, 1975

US-PAT-NO: 3873426

DOCUMENT-IDENTIFIER: US 3873426 A

TITLE: INSOLUBLE ENZYMES

DATE-ISSUED: March 25, 1975

INVENTOR-INFORMATION:

NAME	CITY	STATE	ZIP CODE	COUNTRY
Katchalski; Ephraim	Rehovot			IL
Levin; Yehuda	Tel-Aviv			IL
<u>Solomon; Beka</u>	Rehovot			IL

US-CL-CURRENT: 435/176

ABSTRACT:

Water-insoluble enzymes wherein the enzyme is stably retained on an alumina carrier are prepared by adsorbing the enzyme and a dye on an activated alumina carrier at a pH below about 7.

7 Claims, 0 Drawing figures
Exemplary Claim Number: 1

Full	Title	Citation	Front	Review	Classification	Date	Reference	Sequences	Attachments	Claims	KWIC	Draw De
------	-------	----------	-------	--------	----------------	------	-----------	-----------	-------------	--------	------	---------

 13. Document ID: JP 01165600 A

L1: Entry 13 of 19

File: JPAB

Jun 29, 1989

PUB-NO: JP401165600A
DOCUMENT-IDENTIFIER: JP 01165600 A
TITLE: IMMOBILIZED ANTIBODY AND ITS PRODUCTION

PUBN-DATE: June 29, 1989

INVENTOR-INFORMATION:

NAME	COUNTRY
SOLOMON, BEKA	
HADAS, ERAN	
FLEMINGER, GIDEON	

US-CL-CURRENT: 530/391.1; 530/815

INT-CL (IPC): C07K 17/08; C07K 17/06; G01N 33/547; A61K 39/44; C12P 21/00

ABSTRACT:

PURPOSE: To obtain the antibody which maintains original effects as an antibody and high bond-ability to a carrier and are stable by binding the antibody in which the carbohydrate region is oxidized, with a matrix polymer containing epoxy functional groups in a specific manner.

CONSTITUTION: First, the hemiacetal group of carbohydrates in the antibody is converted to a aldehyde group by oxidation with periodate. The aldehyde group of the oxidized carbohydrate region of the antibody and the epoxy group of the matrix polymer containing an epoxide group are bound in the presence of a bifunctional reagent which has, on one end of a spacer unit having at least three members, an amino group capable of condensing with the aldehyde group and, on the other end, a group of formula I which reacts covalently with the epoxy group, (wherein, A is a spacer unit; n is 0 or 1; X is formula II, III or the like; Q is X-NH

COPYRIGHT: (C)1989, JPO

Full	Title	Citation	Front	Review	Classification	Date	Reference	Sequences	Attachments	Claims	KWIC	Draw De
------	-------	----------	-------	--------	----------------	------	-----------	-----------	-------------	--------	------	---------

 14. Document ID: WO 3104441 A2

L1: Entry 14 of 19

File: EPAB

Dec 18, 2003

PUB-NO: WO003104441A2
DOCUMENT-IDENTIFIER: WO 3104441 A2
TITLE: NOVEL BACTERIAL STRAIN, COMPOSITIONS DERIVED THEREFROM AND METHODS OF USING SAME FOR TREATING BETA-AP-ASSOCIATED DESEASES

PUBN-DATE: December 18, 2003

INVENTOR-INFORMATION:

NAME	COUNTRY
SOLOMON, BEKA	IL
ROSENBERG, EUGENE	IL

INT-CL (IPC): C12 N 1/00

EUR-CL (EPC): A61K035/74; C07K014/195

ABSTRACT:

CHG DATE=20040413 STATUS=O>An isolated bacterial strain is provided. The isolated bacterial strain has a genome comprising a 16S nucleic acid sequence region being at least 97 % identical to SEQ ID NO: 1. Also provided are compositions derived from the isolated bacterial strains and methods of using same for treating betaAP-associated diseases.

Full	Title	Citation	Front	Review	Classification	Date	Reference	Sequences	Attachments	Claims	KWIC	Draw. De
------	-------	----------	-------	--------	----------------	------	-----------	-----------	-------------	--------	------	----------

 15. Document ID: WO 3086310 A2

L1: Entry 15 of 19

File: EPAB

Oct 23, 2003

PUB-NO: W0003086310A2

DOCUMENT-IDENTIFIER: WO 3086310 A2

TITLE: PREVENTION OF BRAIN INFLAMMATION AS A RESULT OF INDUCED AUTOIMMUNE RESPONSE

PUBN-DATE: October 23, 2003

INVENTOR-INFORMATION:

NAME	COUNTRY
SOLOMON, BEKA	IL

INT-CL (IPC): A61 K 0/

ABSTRACT:

CHG DATE=20040306 STATUS=O>A disease characterized by amyloid aggregation in a patient may be prevented or treated by causing antibodies against a peptide component of the amyloid deposit to come into contact with the aggregated or soluble amyloid. In order to decrease the risk of inflammation in such a method, the Fc receptors of the patient are blocked, preferably by administration of an effective amount of IVIg, prior to the procedure of causing the antibodies to come into contact with the amyloid.

Full	Title	Citation	Front	Review	Classification	Date	Reference	Sequences	Attachments	Claims	KWIC	Draw. De
------	-------	----------	-------	--------	----------------	------	-----------	-----------	-------------	--------	------	----------

16. Document ID: WO 3076455 A2

L1: Entry 16 of 19

File: EPAB

Sep 18, 2003

PUB-NO: WO003076455A2

DOCUMENT-IDENTIFIER: WO 3076455 A2

TITLE: IMMUNIZING COMPOSITION AND METHOD FOR INDUCING AN IMMUNE RESPONSE AGAINST THE SS-SECRETASE CLEAVAGE SITE OF AMYLOID PRECURSOR PROTEIN

PUBN-DATE: September 18, 2003

INVENTOR-INFORMATION:

NAME	COUNTRY
SOLOMON, BEKA	IL

INT-CL (IPC): C07 K 0/

EUR-CL (EPC): A61K039/385; C07K016/18

ABSTRACT:

Full	Title	Citation	Front	Review	Classification	Date	Reference	Categories	Attachments	Claims	KWIC	Drawings
------	-------	----------	-------	--------	----------------	------	-----------	------------	-------------	--------	------	----------

 17. Document ID: WO 3000719 A2

L1: Entry 17 of 19

File: EPAB

Jan 3, 2003

PUB-NO: WO003000719A2

DOCUMENT-IDENTIFIER: WO 3000719 A2

TITLE: ANTIGENIC PRODUCT DISPLAYING MULTIPLE COPIES OF AN EPITOPE OF A DEPOSIT-FORMING POLYPEPTIDE INVOLVED IN PLAQUE-FORMING DISEASES AND METHODS OF USING SAME

PUBN-DATE: January 3, 2003

INVENTOR-INFORMATION:

NAME	COUNTRY
SOLOMON, BEKA	IL

INT-CL (IPC): C07 K 14/00

EUR-CL (EPC): C07K014/36; C07K014/465, C07K014/47 , C07K014/47 , C12N015/62

ABSTRACT:

CHG DATE=20040306 STATUS=O>The present invention relates to an antigenic product for inducing an immune response to a deposit-forming polypeptide, such as amyloid ss, which antigenic product is a multiple antigenic peptide (MAP) that contains multiple copies of an epitope of a deposit-forming polypeptide involved in a plaque-forming disease. This antigenic product can be formulated into an immunizing composition and used to elicit an immune response against a deposit-forming polypeptide involved in a plaque-forming disease or disorder.

Full	Title	Citation	Front	Review	Classification	Date	Reference	Sequences	Attachments	Claims	KWIC	Draw. De
------	-------	----------	-------	--------	----------------	------	-----------	-----------	-------------	--------	------	----------

 18. Document ID: WO 2074243 A2

L1: Entry 18 of 19

File: EPAB

Sep 26, 2002

PUB-NO: WO002074243A2

DOCUMENT-IDENTIFIER: WO 2074243 A2

TITLE: METHODS AND COMPOSITIONS FOR THE TREATMENT AND/OR DIAGNOSIS OF NEUROLOGICAL DISEASES AND DISORDERS

PUBN-DATE: September 26, 2002

INVENTOR-INFORMATION:

NAME	COUNTRY
SOLOMON, BEKA	IL
FRENKEL, DAN	IL

INT-CL (IPC): A61 K 0/EUR-CL (EPC): A61K049/00; C07K016/18

ABSTRACT:

CHG DATE=20031112 STATUS=O>A method of immunizing against plaque forming diseases using display technology is provided. The method utilize novel agents, or pharmaceutical compositions for vaccination against plaque forming diseases which rely upon presentation of an antigen or epitope on a display vehicle. The method further includes agents, or pharmaceutical compositions for vaccination against plaque forming diseases, which rely upon presentation of an antibody, or an active portion thereof, on a display vehicle. Whether antigens or antibodies are employed, disaggregation of plaques results from the immunization. The methods of the present invention also generally relates to treating and/or diagnosing neurological diseases and disorders of the central nervous, regardless of whether the disease or disorder is plaque-forming or non-plaque forming.

Full	Title	Citation	Front	Review	Classification	Date	Reference	Sequences	Attachments	Claims	KWIC	Draw. De
------	-------	----------	-------	--------	----------------	------	-----------	-----------	-------------	--------	------	----------

 19. Document ID: WO 9618900 A1

L1: Entry 19 of 19

File: EPAB

Jun 20, 1996

PUB-NO: WO009618900A1

DOCUMENT-IDENTIFIER: WO 9618900 A1

TITLE: PREVENTION OF PROTEIN AGGREGATION

PUBN-DATE: June 20, 1996

INVENTOR-INFORMATION:

NAME	COUNTRY
SOLOMON, BEKA	IL

INT-CL (IPC): G01 N 33/53; A61 K 38/00; A61 K 31/66; C12 N 15/00; C12 P 21/06

ABSTRACT:

A method of selecting anti-aggregation molecules with chaperone-like activity that have characteristics including binding to a native target molecule epitope with a high binding constant and which are non-inhibitory to the biological activity of the target molecule when bound. The method includes the steps of mixing a denatured target molecule with a presumptive anti-aggregation molecule and then determining if the target molecules are prevented from self- or induced-aggregation. The nonaggregated target molecule coupled to the anti-aggregation molecule is then tested for bioactivity.

Full	Title	Citation	Front	Review	Classification	Date	Reference	Sequences	Attachments	Claims	KWIC	Draw. De
------	-------	----------	-------	--------	----------------	------	-----------	-----------	-------------	--------	------	----------

Clear	Generate Collection	Print	Fwd Refs	Bkwd Refs	Generate OACS
-------	---------------------	-------	----------	-----------	---------------

Terms	Documents
(Solomon-Beka.IN.)	19

Display Format:

[Previous Page](#) [Next Page](#) [Go to Doc#](#)

Hit List

[Clear](#)
[Generate Collection](#)
[Print](#)
[Fwd Refs](#)
[Blkwd Refs](#)
[Generate OACS](#)

Search Results - Record(s) 1 through 20 of 20 returned.

1. Document ID: WO 7901121 A1

L2: Entry 1 of 20

File: EPAB

Dec 27, 1979

PUB-NO: WO007901121A1

DOCUMENT-IDENTIFIER: WO 7901121 A1

TITLE: PROCESS FOR SEPARATING BLOOD CELL-CONTAINING LIQUID SUSPENSIONS BY FILTRATION

PUBN-DATE: December 27, 1979

INVENTOR-INFORMATION:

NAME	COUNTRY
FRIEDMAN, L	US
LYSAGHT, M	US
CASTINO, F	US
SOLOMON, B	US

US-CL-CURRENT: 210/195.2; 604/FOR.102

INT-CL (IPC): B01D 13/00; A61M 5/00

EUR-CL (EPC): A61M001/34

ABSTRACT:

CHG DATE=19990617 STATUS=O>A blood cell-containing liquid suspension is separated into a cell-containing fraction and a cell-free fraction by filtration. The suspension, under pressure, is conducted in laminar flow across the surface of a microporous membrane (18, 118) along a flow path (12, 112) which is substantially parallel to the upstream side of the membrane (18, 118), the cell-containing fraction being recovered from the outlet end (16, 116) of the flow path (12, 112) and the cell-free fraction being recovered as filtrate (24, 124). The process is carried out under conditions providing a high filtration rate per area of membrane (18, 118) without causing damage to the blood cells. This is done by controlling the membrane wall shear rate of the suspension along the flow path (12, 112) so that such shear rate is sufficiently high to induce axial cell migration and inhibit interactions of the cells with the membrane surface (18, 118) at the requisite pressure conditions. Such shear rate is also maintained sufficiently low so as not to itself induce damage of the cells. Useful applications of the process include the separation of plasma from whole blood in a continuous flow plasma-pheresis procedure, and the removal of cryoprotective agents from previously frozen, thawed preparations of red blood cells, white blood cells, or platelets.

Full	Title	Citation	Front	Review	Classification	Date	Reference	Sequences	Attachments	Claims	KWIC	Draw Ds
------	-------	----------	-------	--------	----------------	------	-----------	-----------	-------------	--------	------	---------

2. Document ID: US 20040214564 A1

L2: Entry 2 of 20

File: DWPI

Oct 28, 2004

DERWENT-ACC-NO: 2004-820263
DERWENT-WEEK: 200481
COPYRIGHT 2005 DERWENT INFORMATION LTD

TITLE: Wide area network access point evaluating method for use by e.g. development engineer, involves transmitting performance evaluation data from virtual station to access point under test and recovering performance data from point

INVENTOR: ROSEN, D; SOLOMON, B

PRIORITY-DATA: 2003US-0424161 (April 25, 2003)

PATENT-FAMILY:

PUB-NO	PUB-DATE	LANGUAGE	PAGES	MAIN-IPC
<u>US 20040214564 A1</u>	October 28, 2004		006	H04Q007/20

INT-CL (IPC): H04 Q 7/20

ABSTRACTED-PUB-NO: US20040214564A

BASIC-ABSTRACT:

NOVELTY - The method involves creating a virtual station for a wide area network access point under test (28). Performance evaluation data is transmitted from the virtual station to the access point. The performance data is recovered from the access point and stored in a log and statistics file (30). A virtual station creating mechanism is employed to create a differential virtual station for association with the access point.

DETAILED DESCRIPTION - An INDEPENDENT CLAIM is also included for a test environment for evaluating a local area network.

USE - Used for evaluating a wireless local area network access point by a development engineer, network administrator and network testing organization.

ADVANTAGE - The method efficiently provides variable and realistic network load conditions, and allows the network builders to quickly determine the efficiency and capacity of the access point under test. The method makes the network configuration adjustments to optimize overall performance of the network.

DESCRIPTION OF DRAWING(S) - The drawing shows a block diagram illustrating internal functional units of a load emulator and connections of the load emulator to a command and report computer and to an access point under test.

Command report computer 22

Load emulator 24

Access point under test 28

Input/output controller 32

Log and statistics file 36

Full	Title	Citation	Front	Review	Classification	Date	Reference	Sequences	Attachments	Claims	KWIC	Draw. De
------	-------	----------	-------	--------	----------------	------	-----------	-----------	-------------	--------	------	----------

3. Document ID: AU 2003288508 A1, US 20040120570 A1, WO 2004059567 A2

L2: Entry 3 of 20

File: DWPI

Jul 22, 2004

DERWENT-ACC-NO: 2004-524681
 DERWENT-WEEK: 200476
 COPYRIGHT 2005 DERWENT INFORMATION LTD

TITLE: Automatic optical inspection system for article e.g. printed circuit board, has integrated automatic apparatus and controller that transfers article to be inspected between inspection, verification and correction locations

INVENTOR: ASPIR, D; BERNARD, S ; FRIDMAN, E ; LEVI, M ; SOLOMON, B

PRIORITY-DATA: 2002US-0327115 (December 24, 2002)

PATENT-FAMILY:

PUB-NO	PUB-DATE	LANGUAGE	PAGES	MAIN-IPC
<u>AU 2003288508 A1</u>	July 22, 2004		000	G06K009/00
<u>US 20040120570 A1</u>	June 24, 2004		012	G06K009/00
<u>WO 2004059567 A2</u>	July 15, 2004	E	000	G06K009/00

INT-CL (IPC): G01 N 21/00; G06 K 9/00

ABSTRACTED-PUB-NO: US20040120570A

BASIC-ABSTRACT:

NOVELTY - The system has an integrated automatic apparatus with an automatic optical inspection (AOI) device (20), verification device (22) and defect corrector (24) for inspecting, evaluating and correcting possible defects in an article (10) e.g. printed circuit board (PCB), respectively. A controller (280) on operation transfers the article to be inspected between an AOI location and a verification and correction location.

DETAILED DESCRIPTION - An INDEPENDENT CLAIM is also included for a method for manufacture of printed circuit board.

USE - Used for inspecting article e.g. printed circuit board (PCB), flat panel display (FPD), chip interconnect packaging (ICP).

ADVANTAGE - The integrated apparatus provides the possibility of inspection, verification and correction of the article e.g. printed circuit board (PCB) in a single integrated station, thereby improving the throughput of AOI systems and hence increases the flexibility in the manufacturing process by diminishing or eliminating bottlenecks in the manufacturing flow.

DESCRIPTION OF DRAWING(S) - The drawing shows a simplified pictorial illustration of a system for automatic optical inspection, verification and correction of articles.

Article 10

Chassis 14

Automatic optical inspection (AOI) device 20

Verification device 22

Defect corrector 24

Full	Title	Citation	Front	Review	Classification	Date	Reference	Sequences	Attachments	Claims	Keyword	Drawings
------	-------	----------	-------	--------	----------------	------	-----------	-----------	-------------	--------	---------	----------

 4. Document ID: US 20040013647 A1

L2: Entry 4 of 20

File: DWPI

Jan 22, 2004

DERWENT-ACC-NO: 2004-108188

DERWENT-WEEK: 200411

COPYRIGHT 2005 DERWENT INFORMATION LTD

TITLE: Treating neurological disease CNS e.g., Alzheimer's disease, by displaying therapeutic molecule capable of treating the disease on viral display vehicle which is then administered to subject through olfactory system

INVENTOR: FRENKEL, D; SOLOMON, B

PRIORITY-DATA: 2003US-0384788 (March 11, 2003), 1999US-152417P (September 3, 1999), 1999US-0473653 (December 29, 1999), 2000US-0629971 (July 31, 2000), 2000WO-IL00518 (August 31, 2000), 2001US-0808037 (March 15, 2001), 2001US-0830954 (August 7, 2001), 2002US-371735P (April 12, 2002), 2002US-0162889 (June 6, 2002)

PATENT-FAMILY:

PUB-NO	PUB-DATE	LANGUAGE	PAGES	MAIN-IPC
<u>US 20040013647 A1</u>	January 22, 2004		068	A61K048/00

INT-CL (IPC): A61 K 48/00

ABSTRACTED-PUB-NO: US20040013647A

BASIC-ABSTRACT:

NOVELTY - Treating (M1) a neurological disease or disorder of the central nervous system (CNS), involves displaying a therapeutic molecule capable of treating the neurological disease or disorder of the CNS on a viral display vehicle (I); and introducing (I) into a subject by applying (I) displaying the therapeutic molecule to an olfactory system of the subject.

DETAILED DESCRIPTION - INDEPENDENT CLAIMS are also included for the following:

(1) a pharmaceutical composition (II) for treating a neurological disease or disorder of CNS comprising a carrier and (I) displaying a therapeutic molecule and being capable of treating a neurological disease or disorder of the CNS;

(2) diagnosing (M2) the presence or extent of a neurological disease or disorder of CNS by in vivo imaging, involves displaying on (I) a diagnostic agent capable of being detected by in vivo imaging, introducing (I) into a subject by applying (I) displaying the diagnostic agent to an olfactory system of the subject, and detecting the displayed diagnostic agent in the subject by in vivo imaging to disease the presence or extent of the neurological disease or disorder;

(3) a pharmaceutical composition for diagnosing the presence or extent of a neurological disease or disorder of CNS comprising a carrier and (I) which displays a diagnostic agent capable of being detected by in vivo imaging;

(4) delivering (M3) a molecule to CNS, involves displaying the molecule on (I), and introducing (I) into a subject by applying (I) displaying the molecule to an olfactory system of the subject;

(5) preparing a papillomavirus-like particle display vehicle for treating a plaque-forming disease, involves inserting into the nucleic acid encoding papillomavirus major capsid protein L1 a polynucleotide sequence encoding a polypeptide representing at least one epitope of an aggregating protein associated with plaque forming in the plaque-forming disease, where the at least one peptide is displayed by the papillomavirus-like particle display vehicle and is capable of eliciting antibodies capable of disaggregating the aggregating protein and/or inhibiting aggregation of the aggregating protein; and

(6) an immunizing composition, comprising a carrier, diluent, excipient or auxiliary agent and papillomavirus-like particle display vehicle displaying a polypeptide representing at least one epitope of an aggregating protein associated with plaque formation in a plaque-forming disease, where at least one epitope is capable of eliciting antibodies capable of disaggregating the aggregating protein and/or inhibiting aggregation of the aggregating protein.

ACTIVITY - Nootropic; Neuroprotective; Antimicrobial; Cytostatic; Anticonvulsant; Virucide.

MECHANISM OF ACTION - Vaccine; Inhibitor of aggregation of aggregating protein.

The anti-aggregating epitope within beta -amyloid peptide (AP) (Glu-Phe-Arg-His) map to positions 3-6 of the amino acid sequence of beta AP. In order to generate specific immune response against beta AP, mice were immunized with genetically engineered fd phage carrying the peptide Tyr-Tyr-Glu-Phe-Arg-His fused to its minor coat gpIII. Doses of 10¹⁰ phage particles per injection were used to immunize, at 14-day intervals, through intraperitoneal injection. Following 7 days of each injection, mice were bled and their sera tested by enzyme linked immunosorbent assay (ELISA) for IgG antibody reactivity against wild-type phage (not bearing the peptide Tyr-Tyr-Glu-Phe-Arg-His (on its surface) and against beta AP. This route of administration had a very high response against beta AP (1:750) following the third injection. Furthermore, it was found that injection through phage carrying epitope is long lasting, it is non-toxic and may be given without adjuvant. The phage vector was found to be an immunogenic tool to raise a high affinity immune response within 14 days from the first injection.

USE - (M1) is useful for treating a neurological disease or disorder of CNS such as a plaque-forming disease such as Alzheimer's disease, late onset Alzheimer's disease, presymptomatic Alzheimer's disease, SAA amyloidosis, hereditary Icelandic syndrome, senility, multiple myeloma, scrapie, bovine spongiform encephalopathy (BSE), kuru, Creutzfeldt-Jakob disease (CJD), Gerstmann-Streussler-Sheinker disease (GSS) or fatal familial insomnia (FFI). (M1) is also useful for treating a non-plaque-forming disease or disorder chosen from Huntington's chorea, viral infections of the brain, brain tumors, lysosomal storage diseases which cause neurodegeneration and are manifested by enzyme deficiencies, and multiple sclerosis. The non-plaque-forming disease or disorder is associated with the formation of Lewy bodies. (M2) is useful for diagnosing the presence or extent of a neurological disease or disorder of CNS e.g., plaque-forming disease or disorder such as Alzheimer's disease, by in vivo imaging such as magnetic resonance imaging (MRI). The plaque-forming disease or disorder is associated with the presence of a scrapie isoform (PrP^{Sc}) of prion protein in plaques and the targeting agent is a

polypeptide comprising an immunological portion of an antibody that binds at least one epitope of prion protein (all claimed).

DESCRIPTION OF DRAWING(S) - The figure shows the serum IgG titer of different bleeds from mice immunized with f3 filamentous phage displaying Glu-Phe-Arg-His epitope of beta -amyloid peptide as a fusion of phage glycoprotein III.

Full	Title	Citation	Front	Review	Classification	Date	Reference	Sequences	Attachments	Claims	KWIC	Draw De
------	-------	----------	-------	--------	----------------	------	-----------	-----------	-------------	--------	------	---------

5. Document ID: AU 2003233175 A1, WO 2003104441 A2

L2: Entry 5 of 20

File: DWPI

Dec 22, 2003

DERWENT-ACC-NO: 2004-062356

DERWENT-WEEK: 200445

COPYRIGHT 2005 DERWENT INFORMATION LTD

TITLE: New bacterial strain having a genome comprising a 16S nucleic acid sequence region and having all identifying characteristics of the AZ4 strain, useful for preparing a composition for treating a beta-amyloid associated disease

INVENTOR: ROSENBERG, E; SOLOMON, B

PRIORITY-DATA: 2002US-386712P (June 10, 2002)

PATENT-FAMILY:

PUB-NO	PUB-DATE	LANGUAGE	PAGES	MAIN-IPC
<u>AU 2003233175 A1</u>	December 22, 2003		000	C12N001/00
<u>WO 2003104441 A2</u>	December 18, 2003	E	055	C12N001/00

INT-CL (IPC): C12 N 1/00

ABSTRACTED-PUB-NO: WO2003104441A

BASIC-ABSTRACT:

NOVELTY - An isolated bacterial strain comprising a genome comprising a 16S nucleic acid sequence region being at least 97 % identical to a 1473-base pair (bp) sequence, is new.

DETAILED DESCRIPTION - INDEPENDENT CLAIMS are also included for:

(1) a bacterial strain having a genome including a 16S nucleic acid sequence region being at least 97 % identical to 1473-bp sequence;

(2) an isolated nucleic acid being at least 97 % identical to the 1473-bp sequence;

(3) an oligonucleotide that is specifically hybridizable with the isolated nucleic acid;

(4) a composition of matter comprising an intracellular or secreted fraction of a bacterial strain having a genome including a 16S nucleic acid sequence region being at least 97 % identical to the 1473-bp sequence;

(5) obtaining a composition capable of preventing beta-amyloid peptide self-

assembly and/or of disassembling pre-assembled beta-amyloid peptide aggregates;

(6) purifying agents capable of preventing beta-amyloid self-assembly and/or of disassembling pre-assembled beta-amyloid aggregates;

(7) treating a beta-amyloid associated disease in a subject; and

(8) a pharmaceutical composition for preventing beta-amyloid peptide self-assembly and/or disassembling pre-assembled beta-amyloid peptide comprising the intracellular or secreted fraction of a bacterial strain having a genome including the 16S nucleic acid sequence region or the anthranilic acid and/or cyclic tyrosyl-proline and a carrier or diluent.

ACTIVITY - Nootropic; Neuroprotective. No biological data given.

MECHANISM OF ACTION - Gene Therapy. No biological data given.

USE - The bacterial strain having a genome comprising a 16S nucleic acid sequence region is useful for preparing a composition for treating a beta -amyloid associated disease (claimed).

Full	Title	Citation	Front	Review	Classification	Date	Reference	Sequences	Attachments	Claims	KWOC	Draw. De
------	-------	----------	-------	--------	----------------	------	-----------	-----------	-------------	--------	------	----------

6. Document ID: AU 2003226356 A1, WO 2003086310 A2

L2: Entry 6 of 20

File: DWPI

Oct 27, 2003

DERWENT-ACC-NO: 2003-865302

DERWENT-WEEK: 200436

COPYRIGHT 2005 DERWENT INFORMATION LTD

TITLE: Preventing and treating a disease e.g. Alzheimer's disease associated with amyloid aggregation comprises contacting the antibodies against a peptide component with aggregated or soluble amyloid

INVENTOR: SOLOMON, B

PRIORITY-DATA: 2002US-371719P (April 12, 2002)

PATENT-FAMILY:

PUB-NO	PUB-DATE	LANGUAGE	PAGES	MAIN-IPC
<u>AU 2003226356 A1</u>	October 27, 2003		000	A61K000/00
<u>WO 2003086310 A2</u>	October 23, 2003	E	007	A61K000/00

INT-CL (IPC): A61 K 0/00

ABSTRACTED-PUB-NO: WO2003086310A

BASIC-ABSTRACT:

NOVELTY - Preventing and treating a disease associated with amyloid aggregation comprising contacting antibodies against a peptide component of an amyloid deposit with aggregated or soluble amyloid, where the antibody diminishes the improvement of inflammation by blocking Fc receptor prior to the contacting with amyloid, is new.

ACTIVITY - Nootropic; Neuroprotective; CNS-Gen.; Antiparkinsonian; Anti-HIV. No biological data given.

MECHANISM OF ACTION - Fc receptor blocker. No biological data given.

USE - The method is used for the prevention and treatment of central nervous system disorders and Alzheimer's disease characterized by amyloid aggregation in a patient (claimed). The method is also useful for treating neurodegenerative disease, e.g. Parkinson's disease, multiple sclerosis, AIDS dementia complex and amyotrophic lateral sclerosis.

ADVANTAGE - The antibody diminishes the improvement of inflammation by blocking Fc receptor prior to the contacting with amyloid.

Full	Title	Citation	Front	Review	Classification	Date	Reference	Sequences	Attachments	Claims	KWIC	Draw De
------	-------	----------	-------	--------	----------------	------	-----------	-----------	-------------	--------	------	---------

7. Document ID: EP 1480666 A2, WO 2003076455 A2, AU 2003225636 A1

L2: Entry 7 of 20

File: DWPI

Dec 1, 2004

DERWENT-ACC-NO: 2003-865017

DERWENT-WEEK: 200478

COPYRIGHT 2005 DERWENT INFORMATION LTD

TITLE: Immunizing composition, useful for treating Alzheimer's disease by inhibiting processing of amyloid precursor protein, also antibodies for passive immunization

INVENTOR: SOLOMON, B

PRIORITY-DATA: 2002US-361344P (March 5, 2002)

PATENT-FAMILY:

PUB-NO	PUB-DATE	LANGUAGE	PAGES	MAIN-IPC
<u>EP 1480666 A2</u>	December 1, 2004	E	000	A61K038/00
<u>WO 2003076455 A2</u>	September 18, 2003	E	076	C07K000/00
<u>AU 2003225636 A1</u>	September 22, 2003		000	C07K000/00

INT-CL (IPC): A61 K 38/00; A61 K 38/04; A61 K 39/395; A61 K 39/40; A61 K 39/42; C07 K 0/00; C07 K 16/00

ABSTRACTED-PUB-NO: WO2003076455A

BASIC-ABSTRACT:

NOVELTY - Immunizing composition (A) comprising:

(i) an antigenic product (I) which induces an immune response against the beta - secretase cleavage site of amyloid precursor protein (APP); and

(ii) a carrier, diluent, excipient, adjuvant or auxiliary, is new.

DETAILED DESCRIPTION - INDEPENDENT CLAIMS are also included for:

(1) molecule (II) comprising the antigen-binding part of an antibody (Ab) directed against the beta -secretase cleavage site of APP;

(2) filamentous bacteriophage (FB) that displays (II), where this is a single-chain Ab, on its surface; and

(3) composition containing FB.

ACTIVITY - Nootropic; Neuroprotective.

Amyloid precursor protein (APP)-transgenic mice were immunized with an 8-branched dendritic polymer linked to the APP epitope (iii), in presence of Freund's adjuvant (dose not specified), once every 2 weeks. After 5 months of this treatment, brain slices were analyzed by the ThS plaque staining protocol. Plaque numbers were about 50 for immunized mice and over 150 for non-immunized controls.

Ile-Ser-Glu-Val-Lys-Leu-Asp-Ala (iii).

MECHANISM OF ACTION - Vaccine or passive immunization; inhibiting cleavage of amyloid precursor protein, thus preventing formation of beta -amyloid.

USE - (A) is used to induce an immune response against the beta -secretase cleavage site of amyloid precursor protein, specifically for treatment and prevention of Alzheimer's disease (AD). A molecule (II) that contains the antigen-binding part of an antibody (Ab) directed against the cleavage site, or a filamentous phage that displays such an Ab (as a single-chain molecule) can be used similarly, for passive immunization. Also, detecting an immune response to the specified cleavage site can be used to monitor treatment of AD.

Full	Title	Citation	Front	Review	Classification	Date	Reference	Sequences	Attachments	Claims	KWIC	Draw D
------	-------	----------	-------	--------	----------------	------	-----------	-----------	-------------	--------	------	--------

8. Document ID: US 20030061469 A1

L2: Entry 8 of 20

File: DWPI

Mar 27, 2003

DERWENT-ACC-NO: 2003-503727

DERWENT-WEEK: 200347

COPYRIGHT 2005 DERWENT INFORMATION LTD

TITLE: Front-end unit for processor, has instruction cache system whose output is coupled to segment builder that is selectively disabled by access filter coupled to input of cache system

INVENTOR: RONEN, R; SOLOMON, B

PRIORITY-DATA: 2001US-0961202 (September 24, 2001)

PATENT-FAMILY:

PUB-NO	PUB-DATE	LANGUAGE	PAGES	MAIN-IPC
<u>US 20030061469 A1</u>	March 27, 2003		010	G06F009/30

INT-CL (IPC): G06 F 9/30

ABSTRACTED-PUB-NO: US20030061469A

BASIC-ABSTRACT:

NOVELTY - An instruction cache system has an input for new addresses and an output for decoded instructions. A segment builder having an input coupled to the cache

system's output, is disabled selectively by an access filter coupled to the cache system's input. A segment cache is coupled to the segment builder.

DETAILED DESCRIPTION - INDEPENDENT CLAIMS are also included for the following:

- (1) cache hit control method;
- (2) cache; and
- (3) access filter.

USE - Front-end unit for processor.

ADVANTAGE - The access filter selectively enables or disables segment builders within the front-end, to ensure that only instruction segments that are likely to be reused by program flow is stored in the segment cache, thereby achieving power conservation.

DESCRIPTION OF DRAWING(S) - The figure shows the processor conservation method.

Full	Title	Citation	Front	Review	Classification	Date	Reference	Sequences	Attachments	Claims	KWIC	Draw. De
------	-------	----------	-------	--------	----------------	------	-----------	-----------	-------------	--------	------	----------

9. Document ID: US 20030009620 A1

L2: Entry 9 of 20

File: DWPI

Jan 9, 2003

DERWENT-ACC-NO: 2003-267135

DERWENT-WEEK: 200326

COPYRIGHT 2005 DERWENT INFORMATION LTD

TITLE: Front end processing system for mobile computing application, has instruction processing system whose enable control input is coupled to hit/miss output of UOP cache connected to instruction cache

INVENTOR: ORENSTIEN, D; RONEN, R ; SOLOMON, B

PRIORITY-DATA: 2001US-0892566 (June 28, 2001)

PATENT-FAMILY:

PUB-NO	PUB-DATE	LANGUAGE	PAGES	MAIN-IPC
<u>US 20030009620 A1</u>	January 9, 2003		011	G06F012/00

INT-CL (IPC): G06 F 12/00

ABSTRACTED-PUB-NO: US20030009620A

BASIC-ABSTRACT:

NOVELTY - The system has a UOP cache (240) and an instruction cache (210) inputs which are coupled to a common addressing input. An instruction processing system comprising instruction synchronizer (220) and an instruction decoder(230), is in communication with the instruction cache, and has an enabling control input coupled to the hit/miss output of the UOP cache

DETAILED DESCRIPTION - An INDEPENDENT CLAIM is included for cache.

USE - For execution of program in processors used in mobile computing applications.

ADVANTAGE - The instruction processing system enables and disables internal circuits of processor based on output received from UOP cache, thereby the power consumed by front end unit of processor is reduced.

DESCRIPTION OF DRAWING(S) - The figure shows the block diagram of front end unit of processor.

Instruction cache 210

instruction synchronizer 220

instruction decoder 230

UOP cache 240

Full	Title	Citation	Front	Review	Classification	Date	Reference	Sequences	Attachments	Claims	MOOC	Draw De
------	-------	----------	-------	--------	----------------	------	-----------	-----------	-------------	--------	------	---------

10. Document ID: US 20050053575 A1, WO 2003000719 A2, EP 1397380 A2, AU 2002310474 A1

L2: Entry 10 of 20

File: DWPI

Mar 10, 2005

DERWENT-ACC-NO: 2003-239139

DERWENT-WEEK: 200519

COPYRIGHT 2005 DERWENT INFORMATION LTD

TITLE: Antigenic product has dendritic polymer built on core molecule having terminal functional groups to which antigenic peptide that has epitope of deposit-forming polypeptide involved in plaque-forming disease is joined

INVENTOR: MCINNIS, P; SOLOMON, B

PRIORITY-DATA: 2002US-371717P (April 12, 2002), 2001US-299201P (June 20, 2001), 2004US-0481642 (August 13, 2004)

PATENT-FAMILY:

PUB-NO	PUB-DATE	LANGUAGE	PAGES	MAIN-IPC
<u>US 20050053575 A1</u>	March 10, 2005		000	A61K039/00
<u>WO 2003000719 A2</u>	January 3, 2003	E	070	C07K014/00
<u>EP 1397380 A2</u>	March 17, 2004	E	000	C07K014/00
<u>AU 2002310474 A1</u>	January 8, 2003		000	C07K014/00

INT-CL (IPC): A61 K 39/00; C07 K 14/00; C08 G 63/48; C08 G 63/91

ABSTRACTED-PUB-NO: WO2003000719A

BASIC-ABSTRACT:

NOVELTY - An antigenic product (A) comprising a dendritic polymer built on a core molecule which is at least difunctional to provide branching and containing up to 16 terminal functional groups to which an antigenic peptide that comprises an epitope of a deposit-forming polypeptide involved in plaque-forming disease or disorder is joined by covalent bonds, is new.

DETAILED DESCRIPTION - An INDEPENDENT CLAIM is also included for an immunizing composition comprising (I) and a carrier, excipient, adjuvant, or auxiliary agent.

ACTIVITY - Nootropic; Neuroprotective; Antiinflammatory.

MECHANISM OF ACTION - Vaccine; Modulator of A beta metabolism.

Multiple antigenic peptide (MAP)-Tyr-Tyr-Glu-Phe-Arg-His-Asp-Ser was biotinylated, and the biotinylated antigen was added to streptavidin in four portions in tubes during each 30 minutes. The tubes were incubated at room temperature with gentle shaking. The streptavidin, MAP-Tyr-Tyr-Glu-Phe-Arg-His-Asp-Ser molar ratio was 1:4. After incubation, the mix was dialyzed against phosphate buffer saline (PBS) or H₂O. Two female mice 8 weeks old (named G and H) were immunized at approximately two week intervals with the streptavidin and biotinylated MAP-Tyr-Tyr-Glu-Phe-Arg-His-Asp-Ser complex (100 micro g of MAP-Tyr-Tyr-Glu-Phe-Arg-His-Asp-Ser per mouse) by intraperitoneal injection without adjuvant. The complex was injected on day 0, 15, 34, 48 and 62. Enzyme linked immunosorbent assay (ELISA) was carried out against the EFRH-epitope at various dilutions. Immunization with the complex of streptavidin and biotinylated MAP-Tyr-Tyr-Glu-Phe-Arg-His-Asp-Ser, produced a good immune response.

USE - (A) Is useful for eliciting an immune response against a deposit-forming polypeptide involved in a plaque-forming disease or disorder, by administering (A) to a subject in need of it. The occurrence, symptoms or progression of the plaque-forming disease is treated or inhibited by (A). The plaque-forming disease is Alzheimer's disease, early onset Alzheimer's disease, late onset Alzheimer's disease, presymptomatic Alzheimer's disease, SAA amyloidosis, hereditary Icelandic syndrome, senility, multiple myeloma, Creutzfeldt-Jakob disease, Kuru, Gerstmann-Straussler-Scheinker disease, fatal familial insomnia, scrapie or bovine spongiform encephalitis (claimed.) (A) Is useful for the prevention, inhibition of formation, and/or reabsorption of deposits of a plaque-forming disease such as against A beta in Alzheimer's disease. (A) Is useful in various diagnostic tests, including radioimmunoassay, precipitation, complement fixation, direct and indirect immunofluorescence, agglutination or enzyme linked immunoassay. (A) Is useful for treating patient susceptible to, or at risk of plaque-forming disease such as Alzheimer's disease, to eliminate or reduce the risk, lessen the severity, or delay the onset of the disease, including biochemical, histologic and/or behavioral symptoms of the disease, its complications and intermediate pathological phenotypes presented during development of the disease. (A) Is also useful for reducing or eliminating myocognitive impairment in patients who have not yet developed characteristic Alzheimer's pathology.

ADVANTAGE - (A) Has superior immunological response compared with that obtained by immunization with either the full length amyloid beta peptide (A beta P) or the EFRG epitope displayed on the surface of a filamentous bacteriophage in the range of hundreds to thousands of copies per phage. Dendritic polymer serve as a carrier for two or more different antigens.

DESCRIPTION OF DRAWING(S) - The drawing shows a schematic representation of multiple antigenic peptide (MAP) on octa-branched homo Wang resin.

Full	Title	Citation	Front	Review	Classification	Date	Reference	Abstracts	Assignments	Claims	RWMC	Drawings
------	-------	----------	-------	--------	----------------	------	-----------	-----------	-------------	--------	------	----------

11. Document ID: US 6854033 B2, US 20030005230 A1

L2: Entry 11 of 20

File: DWPI

Feb 8, 2005

DERWENT-ACC-NO: 2003-352963

DERWENT-WEEK: 200511
 COPYRIGHT 2005 DERWENT INFORMATION LTD

TITLE: Data caching method in computer system, involves storing pair of pointers pointing different data lines, in tag cache and block data array respectively

INVENTOR: MENDELSON, A; SOLOMON, B

PRIORITY-DATA: 2001US-0895693 (June 29, 2001)

PATENT-FAMILY:

PUB-NO	PUB-DATE	LANGUAGE	PAGES	MAIN-IPC
US 6854033 B2	February 8, 2005		000	G06F012/08
<u>US 20030005230 A1</u>	January 2, 2003		014	G06F012/00

INT-CL (IPC): G06 F 12/00; G06 F 12/08

ABSTRACTED-PUB-NO: US20030005230A

BASIC-ABSTRACT:

NOVELTY - A tag which identifies block of data, is stored in a cache (230). A pointer pointing a data line in a block data array, is stored in the tag cache and another pointer pointing different data line is stored in block data array.

DETAILED DESCRIPTION - INDEPENDENT CLAIMS are included for the following:

- (1) data caching system; and
- (2) computer readable medium storing data caching program.

USE - For caching data in computer system.

ADVANTAGE - Provides an enhanced method which organizes tags and data blocks of variable length in cache resulting in more efficient use of hardware space and higher cache hit ratio.

DESCRIPTION OF DRAWING(S) - The figure shows a block diagram of the computer system.

cache 230

Full	Title	Citation	Front	Review	Classification	Date	Reference	Searches	Attachments	Claims	KWIC	Drawn De
------	-------	----------	-------	--------	----------------	------	-----------	----------	-------------	--------	------	----------

12. Document ID: AU 2002252373 A1, WO 200274243 A2, EP 1379282 A2

L2: Entry 12 of 20

File: DWPI

Oct 3, 2002

DERWENT-ACC-NO: 2003-040542
 DERWENT-WEEK: 200432
 COPYRIGHT 2005 DERWENT INFORMATION LTD

TITLE: Treating or diagnosing neurological diseases of the central nervous system, e.g. Alzheimer's disease, comprises displaying a polypeptide or diagnostic agent on viral display vehicle and introducing or detecting the display vehicle

INVENTOR: FRENKEL, D; SOLOMON, B

PRIORITY-DATA: 2001US-0808037 (March 15, 2001)

PATENT-FAMILY:

PUB-NO	PUB-DATE	LANGUAGE	PAGES	MAIN-IPC
<u>AU 2002252373 A1</u>	October 3, 2002		000	A61K000/00
<u>WO 200274243 A2</u>	September 26, 2002	E	214	A61K000/00
<u>EP 1379282 A2</u>	January 14, 2004	E	000	A61K049/00

INT-CL (IPC): A61 K 0/00; A61 K 49/00

ABSTRACTED-PUB-NO: WO 200274243A

BASIC-ABSTRACT:

NOVELTY - Treating (M1) a neurological disease or disorder of the central nervous system (CNS), comprises:

- (i) displaying a therapeutic molecule capable of treating the neurological disease or disorder on a viral display vehicle; and
- (ii) introducing the viral display vehicle into a subject by applying an amount of the viral display vehicle to the olfactory system to treat the neurological disease or disorder.

DETAILED DESCRIPTION - INDEPENDENT CLAIMS are also included for the following:

- (1) diagnosing (M2) the presence or extent of the neurological disease or disorder of the CNS by in vivo imaging, comprising:
 - (a) displaying on the viral display vehicle a diagnostic agent capable of being detected by in vivo imaging;
 - (b) introducing the viral display vehicle into the subject by applying the viral display vehicle having the diagnostic agent to the olfactory system of the subject; and
 - (c) detecting the displayed diagnostic agent in the subject by in vivo imaging to diagnose the presence or extent of the neurological disease or disorder; and
- (2) pharmaceutical compositions for treating or diagnosing the presence or extent of a neurological disease or disorder of the CNS, comprising a carrier and an amount of the viral display vehicle.

ACTIVITY - Cerebroprotective; Virucide; Cytostatic; Neuroprotective; Nootropic; Anticonvulsant; Antiparkinsonian; Immunostimulant.

No biological data given.

MECHANISM OF ACTION - Vaccine; Gene therapy.

No biological data provided.

USE - The method is useful in preventing, treating and diagnosing neurological diseases or disorders of the central nervous system, such as Alzheimer's disease, multiple myeloma, scrapie, kuru, Creutzfeld-Jakob Disease, Huntington's chorea, viral infections of the brain, brain tumors, lysosomal storage diseases, Parkinson's disease or multiple sclerosis (claimed). The method may also be used

for rapid and cost-effective screening of products, such as pharmaceuticals, foods, cosmetics or any materials that might contain prions.

Full	Title	Citation	Front	Review	Classification	Date	Reference	Sequences	Attachments	Claims	KMOC	Drawn De
------	-------	----------	-------	--------	----------------	------	-----------	-----------	-------------	--------	------	----------

13. Document ID: US 6630584 B1, WO 200168801 A2, AU 200139517 A, EP 1272609 A2, US 20030022244 A1

L2: Entry 13 of 20

File: DWPI

Oct 7, 2003

DERWENT-ACC-NO: 2001-590047
 DERWENT-WEEK: 200374
 COPYRIGHT 2005 DERWENT INFORMATION LTD

TITLE: Novel single chain antibody molecule specifically recognizing common mutant epitope in mutant p53 but not in wild-type p53, and polynucleotides encoding antibodies, useful for preparing medicament for treating cancer

INVENTOR: COHEN, G; GOVORKO, D ; SOLOMON, B

PRIORITY-DATA: 2000US-0526738 (March 16, 2000), 2002US-0247488 (September 20, 2002)

PATENT-FAMILY:

PUB-NO	PUB-DATE	LANGUAGE	PAGES	MAIN-IPC
<u>US 6630584 B1</u>	October 7, 2003		000	C12P021/08
<u>WO 200168801 A2</u>	September 20, 2001	E	046	C12N000/00
<u>AU 200139517 A</u>	September 24, 2001		000	C12N000/00
<u>EP 1272609 A2</u>	January 8, 2003	E	000	C12N001/00
<u>US 20030022244 A1</u>	January 30, 2003		000	G01N033/53

INT-CL (IPC): A61 K 39/395; A61 K 39/40; C07 H 21/04; C07 K 16/18; C07 K 16/40; C12 N 0/00; C12 N 1/00; C12 N 5/06; C12 P 21/02; C12 P 21/08; G01 N 33/53

ABSTRACTED-PUB-NO: WO 200168801A
 BASIC-ABSTRACT:

NOVELTY - A single chain antibody (scFv) molecule (I) which specifically recognizes the common mutant epitope in mutant p53 but not in wild-type p53, is new.

DETAILED DESCRIPTION - INDEPENDENT CLAIMS are also included for the following:

- (1) a DNA molecule (II) encoding (I);
- (2) a DNA molecule (III) where one or more nucleotides of (II) encoding ME1 scFv (i.e. (I)), have been added to, deleted from or substituted, the antibody encoded by (III) specifically recognizes the common mutant epitope in mutant p53 but not in wild-type p53;
- (3) a vector (IV) comprising (I);
- (4) a host cell (V) containing (IV);
- (5) a pharmaceutical composition comprising (I), (II) or (IV) and an excipient; and

(6) an immunodiagnostic kit for detecting presence of mutant p53 comprising (I).

ACTIVITY - Cytostatic.

No biological data is given.

MECHANISM OF ACTION - Gene therapy.

USE - (I), (II), (IV) are useful in the preparation of the pharmaceutical composition for treating a patient suffering from a disease whose etiology is related to a mutation in the p53 gene, e.g. cancer (claimed). (I) can serve as a valuable research and diagnostic tool, allowing specific tagging of mutant p53 molecules inside the cell.

ADVANTAGE - (I) serves as a powerful auxiliary agent capable of specifically enhancing the specificity and effectiveness of the two major existent anti-cancer gene therapies. Expression of the scFv ME1 molecules as an intrabody fused to the F-box domain responsible for the targeting of the cell proteins to the degradation cascade may be capable of significantly reducing the level of mutant p53 in the cell, thereby broadening the range of possible tumor targets for the original therapy. The substitution of the original antibody by the scFv ME1 specific to the mutant form of p53 may restrict the therapeutic effect to cancer cells only, allowing a systemic application of this therapy. (I) has high specificity, towards the peptide epitope which appears only in mutant variants of p53, lacks the Fc portion which binds specifically to the antigen, and has high permeability in the cells, and thus is suitable probe for immunodiagnostic clinical detection of mutant p53 in tissues using conventional immunohistochemistry techniques.

Full	Title	Citation	Front	Review	Classification	Date	Reference	Sequence	Attachments	Claims	KWIC	Draw De
------	-------	----------	-------	--------	----------------	------	-----------	----------	-------------	--------	------	---------

14. Document ID: US 20040052766 A1, WO 200118169 A2, AU 200067232 A, EP 1180938 A2, US 20020052311 A1, JP 2003509020 W, US 20030077252 A1, US 6703015 B1

L2: Entry 14 of 20

File: DWPI

Mar 18, 2004

DERWENT-ACC-NO: 2001-244564

DERWENT-WEEK: 200421

COPYRIGHT 2005 DERWENT INFORMATION LTD

TITLE: Treating amyloidgenic disease such as Alzheimer's disease, BSE or CJD comprises presentation of plaque derived antigens or epitopes on a display vehicle, and introducing the vehicle into the recipient

INVENTOR: FRENKEL, D; HANAN, E ; SOLOMON, B

PRIORITY-DATA: 2000US-0629971 (July 31, 2000), 1999US-152417P (September 3, 1999), 1999US-0473653 (December 29, 1999), 2001US-0808037 (March 15, 2001), 2002US-0162889 (June 6, 2002), 2003US-0618856 (July 15, 2003)

PATENT-FAMILY:

PUB-NO	PUB-DATE	LANGUAGE	PAGES	MAIN-IPC
<u>US 20040052766 A1</u>	March 18, 2004		000	A61K048/00
<u>WO 200118169 A2</u>	March 15, 2001	E	120	C12N000/00
<u>AU 200067232 A</u>	April 10, 2001		000	C12N015/00

<u>EP 1180938 A2</u>	February 27, 2002	E	000	A01N063/00
<u>US 20020052311 A1</u>	May 2, 2002		000	A61K048/00
<u>JP 2003509020 W</u>	March 11, 2003		143	C12N015/02
<u>US 20030077252 A1</u>	April 24, 2003		000	A61K048/00
<u>US 6703015 B1</u>	March 9, 2004		000	A01K063/00

INT-CL (IPC): A01 K 63/00; A01 N 63/00; A01 N 65/00; A61 K 35/74; A61 K 35/76; A61 K 38/00; A61 K 39/395; A61 K 48/00; A61 P 19/08; A61 P 25/28; A61 P 35/00; A61 P 43/00; C07 K 16/00; C07 K 16/18; C12 N 0/00; C12 N 7/00; C12 N 7/01; C12 N 15/00; C12 N 15/02; C12 N 15/63; C12 N 15/85; C12 N 15/86; C12 N 15/87; G01 N 33/53

Full	Title	Citation	Front	Review	Classification	Date	Reference	Sequences	Attachments	Claims	KWC	Draw De
------	-------	----------	-------	--------	----------------	------	-----------	-----------	-------------	--------	-----	---------

15. Document ID: WO 9618900 A1, US 5688651 A, AU 9645975 A

L2: Entry 15 of 20

File: DWPI

Jun 20, 1996

DERWENT-ACC-NO: 1996-300785

DERWENT-WEEK: 199801

COPYRIGHT 2005 DERWENT INFORMATION LTD

TITLE: Selecting anti-aggregation mols. with chaperone-like activity - that can bind to native target mol. epitope with high binding constant and are non-inhibitory to biological activity of target mol., useful to prevent protein aggregation

INVENTOR: SOLOMON, B

PRIORITY-DATA: 1994US-0358786 (December 16, 1994)

PATENT-FAMILY:

PUB-NO	PUB-DATE	LANGUAGE	PAGES	MAIN-IPC
<u>WO 9618900 A1</u>	June 20, 1996	E	061	G01N033/53
<u>US 5688651 A</u>	November 18, 1997		014	G01N033/53
<u>AU 9645975 A</u>	July 3, 1996		000	G01N033/53

INT-CL (IPC): A61 K 31/66; A61 K 38/00; A61 K 39/395; C07 K 16/00; C12 N 15/00; C12 P 21/06; G01 N 33/48; G01 N 33/53

ABSTRACTED-PUB-NO: US 5688651A

BASIC-ABSTRACT:

Selecting anti-aggregation mols. with chaperone-like activity and with characteristics including binding to a native target mol. epitope with a high binding constant, and that are non-inhibitory to the biological activity of the target mol. comprises: (a) denaturing the target mol. which aggregates; (b) mixing the target mol. with a presumptive anti-aggregation mol.; (c) incubating the mixt. to allow aggregation; (d) selecting non-aggregated mixts.; and (e) testing the non-aggregated target mol. coupled to the anti-aggregation mol. for bioactivity, so selecting an anti-aggregation mol. with chaperone-like activity. Alternatively, the method can be used to select an anti-aggregation mol. as above which reverses aggregation effects by: (i) preparing an aggregated target mol.; (ii) (b) as above; (iii) selecting mixts. with non-aggregated target mols.; and (iv) testing the

target mol. coupled to the anti-aggregation mol. for bioactivity, so identifying an anti-aggregation mol. with chaperone-like activity. Also claimed are: (A) treating a protein aggregation disease by: (i) preparing 1 anti-aggregation mol. that binds an aggregating protein causing a disease and prevents aggregation while allowing bioactivity; (ii) creating an expression vector with a sequence encoding the anti-aggregation mol. in expressible formation; and (iii) administering the expression vector; (B) a compsn. contg. the expression vector and a carrier; (C) the expression vector as above; (D) treating a protein aggregation disease by preparing 1 monoclonal antibody (MAb) which binds an aggregating protein causing a disease and allows bioavailability when bound, and administering the MAb; and (E) improving solubility and yields in the prodn. of recombinant proteins by preparing a recombinant vector contg. a sequence for an anti-aggregation mol. that suppresses the kinetics of aggregate formation while encouraging the formation of native protein structure, and favours the desired folding reaction of a recombinant protein, and co-transforming a host cell with the vector and an expression vector for a recombinant protein, so increasing intracellular prodn. of fusion proteins, preventing formation of inclusion bodies and facilitating protein secretion.

USE - The anti-aggregation mols. prevent or reverse aggregation. They bind to a native target mol. epitope with a high binding constant, and are non-inhibitory to its biological activity. The vector and methods are useful in the treatment of protein aggregation disease.

ADVANTAGE - The vectors allow lateral infection and targetting specificity.

ABSTRACTED-PUB-NO:

WO 9618900A EQUIVALENT-ABSTRACTS:

Selecting anti-aggregation mols. with chaperone-like activity and with characteristics including binding to a native target mol. epitope with a high binding constant, and that are non-inhibitor to the biological activity of the target mol. comprises: (a) denaturing the target mol. which aggregates; (b) mixing the target mol. with a presumptive anti-aggregation mol.; (c) incubating the mixt. to allow aggregation; (d) selecting non-aggregated mixts.; and (e) testing the non-aggregated target mol. coupled to the anti-aggregation mol. for bioactivity, so selecting an anti-aggregation mol. with chaperone-like activity. Alternatively, the method can be used to select an anti-aggregation mol. as above which reverses aggregation effects by: (i) preparing an aggregated target mol.; (ii) (b) as above; (iii) selecting mixts. with non-aggregated target mols.; and (iv) testing the target mol. coupled to the anti-aggregation mol. for bioactivity, so identifying an anti-aggregation mol. with chaperone-like activity. Also claimed are: (A) treating a protein aggregation disease by: (i) preparing at least 1 anti-aggregation mol. that binds an aggregating protein causing a disease and prevents aggregation while allowing bioactivity; (ii) creating an expression vector with a sequence encoding the anti-aggregation mol. in expressible formation; and (iii) administering the expression vector; (B) a compsn. contg. the expression vector and a carrier; (C) the expression vector as above; (D) treating a protein aggregation disease by preparing at least 1 monoclonal antibody (MAb) which binds an aggregating protein causing a disease and allows bioavailability when bound, and administering the MAb; and (E) improving solubility and yields in the prodn. of recombinant proteins by preparing a recombinant vector contg. a sequence for an anti-aggregation mol. that suppresses the kinetics of aggregate formation while encouraging the formation of native protein structure, and favours the desired folding reaction of a recombinant protein, and co-transforming a host cell with the vector and an expression vector for a recombinant protein, so increasing intracellular prodn. of fusion proteins, preventing formation of inclusion bodies and facilitating protein secretion.

USE - The anti-aggregation mols. prevent or reverse aggregation. They bind to a native target mol. epitope with a high binding constant, and are non-inhibitory to its biological activity. The vector and methods are useful in the treatment of

protein aggregation disease.

ADVANTAGE - The vectors allow lateral infection and targetting specificity.

Full	Title	Citation	Front	Review	Classification	Date	Reference	Claims	KWIC	Draw De
------	-------	----------	-------	--------	----------------	------	-----------	--------	------	---------

16. Document ID: CA 2048349 C, AU 9181573 A, CA 2048349 A, JP 04226752 A, NZ 239248 A, AU 645334 B, US 5491009 A, JP 3092987 B2

L2: Entry 16 of 20

File: DWPI

Apr 15, 2003

DERWENT-ACC-NO: 1992-123713
 DERWENT-WEEK: 200330
 COPYRIGHT 2005 DERWENT INFORMATION LTD

TITLE: Multilayer, vacuum packaging film - with an oxygen-barrier core, layers of amorphous nylon and heat-sealable and heat-resistant layers

INVENTOR: BEKELE, S; SOLOMON, B

PRIORITY-DATA: 1990US-0562514 (August 3, 1990)

PATENT-FAMILY:

PUB-NO	PUB-DATE	LANGUAGE	PAGES	MAIN-IPC
<u>CA 2048349 C</u>	April 15, 2003	E	000	C08L077/00
<u>AU 9181573 A</u>	February 6, 1992		018	
<u>CA 2048349 A</u>	February 4, 1992		000	
<u>JP 04226752 A</u>	August 17, 1992		007	B32B027/00
<u>NZ 239248 A</u>	July 27, 1993		000	B32B027/08
<u>AU 645334 B</u>	January 13, 1994		000	B32B027/08
<u>US 5491009 A</u>	February 13, 1996		000	B29D022/00
<u>JP 3092987 B2</u>	September 25, 2000		006	B32B027/32

INT-CL (IPC): B29D 22/00; B32B 7/02; B32B 27/00; B32B 27/08; B32B 27/28; B32B 27/30; B32B 27/32; B32B 27/34; B65D 65/40 ; B65D 81/20; C08L 77/00; C08L 77/02; C08L 77/06; C08L 101/00

ABSTRACTED-PUB-NO: AU 9181573A

BASIC-ABSTRACT:

High oxygen barrier, implosion resistant film (I) comprises: (a) a heat-sealable polymer layer; (b) an olefin (co)polymer layer; (c) a polymeric adhesive layer; (d) amorphous nylon layer; (e) an oxygen barrier material layer; (f) amorphous nylon layer; (g) a polymeric adhesive layer; (h) an olefin (co)polymer layer; and (i) a heat resistant polymer layer; and (2) a compsn. comprising a blend of amorphous nylon and a low modulus polymer and a film made of the blend.

USE - For vacuum packaging fresh and cooked (red) meat prods. (0/0)

ABSTRACTED-PUB-NO:

US 5491009A EQUIVALENT-ABSTRACTS:

A high oxygen barrier implosion resistant film comprising: a) a first layer comprising a heat sealable polymeric material; b) a second layer comprising an

olefin polymer or copolymer; c) a third layer comprising a polymeric adhesive; d) a fourth layer comprising amorphous nylon; e) a fifth layer comprising an oxygen barrier material; f) a sixth layer comprising amorphous nylon; g) a seventh layer comprising a polymeric adhesive; h) an eighth layer comprising an olefin polymer or copolymer; and i) a ninth layer comprising a heat resistant polymeric material.

Full	Title	Citation	Front	Review	Classification	Date	Reference	Sequences	Attachments	Claims	KMIC	Draw De
------	-------	----------	-------	--------	----------------	------	-----------	-----------	-------------	--------	------	---------

17. Document ID: EP 322199 A, DK 171511 B, AU 8827376 A, DK 8807101 A, FI 8805896 A, US 4886690 A, CA 1307086 C, NZ 227233 A, EP 322199 B1, DE 3854116 G, ES 2074443 T3, FI 97344 B

L2: Entry 17 of 20

File: DWPI

Jun 28, 1989

DERWENT-ACC-NO: 1989-186554
 DERWENT-WEEK: 199705
 COPYRIGHT 2005 DERWENT INFORMATION LTD

TITLE: Peelable composite heat-seal barrier film for vacuum skin packaging - has gas-impermeable layer weakly bonded to permeable layer and is manually strippable

INVENTOR: BEKELE, S; DAVIS, K A ; STOCKLEY, H W ; KENT, A D ; SOLOMON, B ; WALKER, S

PRIORITY-DATA: 1987US-0136680 (December 21, 1987)

PATENT-FAMILY:

PUB-NO	PUB-DATE	LANGUAGE	PAGES	MAIN-IPC
<u>EP 322199 A</u>	June 28, 1989	E	009	
<u>DK 171511 B</u>	December 16, 1996		000	B32B027/08
<u>AU 8827376 A</u>	June 22, 1989		000	
<u>DK 8807101 A</u>	June 22, 1989		000	
<u>FI 8805896 A</u>	June 22, 1989		000	
<u>US 4886690 A</u>	December 12, 1989		007	
<u>CA 1307086 C</u>	September 8, 1992		000	B32B027/08
<u>NZ 227233 A</u>	March 26, 1993		000	B32B027/08
<u>EP 322199 B1</u>	July 5, 1995	E	012	B32B027/08
<u>DE 3854116 G</u>	August 10, 1995		000	B32B027/08
<u>ES 2074443 T3</u>	September 16, 1995		000	B32B027/08
<u>FI 97344 B</u>	August 30, 1996		000	B32B027/08

INT-CL (IPC): B32B 1/08; B32B 27/08; B65B 11/52; B65B 25/06; B65D 65/40; B65D 75/26; B65D 81/20

ABSTRACTED-PUB-NO: EP 322199A

BASIC-ABSTRACT:

A forming web for vacuum skin packaging which is separable into permeable and impermeable films comprises a co-extruded, multilayer composite film web consisting of (A) a gas-permeable film bonded to (B) a gas-impermeable film which can be manually delaminated from (A), the former including a heat-sealable layer capable of sealing to a polymer surface with bond strength greater than that required to

rupture and delaminate (B) from (A). (A) has a plurality of layers including (1) the heat-sealable polymer layer; and (2) a layer of linear ethylene/alpha-olefin copolymer having density less than 0.915 g/cc (ULDPE or VLDPE). (B) has a plurality of layers including (1) a barrier layer of hydrolysed EVA copolymer (EVOH) or vinylidene chloride co- or ter-polymer, next to (A2) (so that when delamination occurs it becomes a surface layer); and (2) an outer or second layer of polymer.

USES/ADVANTAGES - The webs are useful in the vacuum skin packaging of materials requiring to be kept in absence of O2 and/ or moisture, or in modified atmospheres within the package. Upon stripping away the barrier layer in (A), access of gases to the package contents through the remaining (B) becomes possible. The packages are esp. useful for red meat; prior to display for sale the outer layer is removed to allow access of O2 and development of a healthy bright red "bloom" on the meat. ABSTRACTED-PUB-NO:

EP 322199B EQUIVALENT-ABSTRACTS:

A forming web for vacuum skin packaging which web is separable into permeable and impermeable films comprising: a coextruded, multi-layer composite film comprising a gas permeable film and a gas impermeable film which can be manually delaminated from each other; (1) the gas permeable film having a plurality of layers including; (a) a heat sealable, polymeric layer; and (b) a layer comprising a linear ethylene/alpha-olefin copolymer having a density of less than 0.915×10^3 kg/m³ (0.915 gms/cm³) and, (2) the gas impermeable film comprising a plurality of layers including: (a) a barrier layer comprising a hydrolysed ethylene vinyl acetate copolymer (EVOH) or vinylidene chloride copolymer or terpolymer (PVDC), the barrier layer being immediately adjacent to and in contact with the linear ethylene/alpha-olefin copolymer (1) (b) so that when delamination occurs the barrier layer will become a first surface layer; and, (b) an outer or second surface layer of polymeric material; the heat sealable layer being capable of sealing to a polymeric surface with a bond strength greater than the force required to delaminate the permeable film from the impermeable film.

US 4886690A

A forming vacuum skin packaging, separatable web is a coextruded film of A) a multiply gas permeable film including a) a heat sealable ethane (co)polymer (blend layer and b) a layer of linear ethane/1-olefin copolymer of density below 0.915 g/cm³ and B) a multiply gas impermeable layer including c) a barrier layer of hydrolysed ethane/vinyl acetate copolymer or vinylidene chloride co- or terpolymer adjacent to and in contact with Ab) and d) an outer surface layer of a polymeric material. Layer Aa) can be heat sealed to a polymeric surface with a greater bond strength than the force required to separate A) from B). Layer Ab) becomes the outer layer after separation.

B) is pref. 0.076-0.089 mm thick and A) is 0.038-0.076 mm thick. B) includes 2 barrier films of which the 2nd one is coated on both sides with an adhesive and is covered with an outer surface layer of high density polyethene.

ADVANTAGE - Readily openable packages can be produced. (7pp)

Full	Title	Citation	Front	Review	Classification	Date	Reference	Sequences	Attachments	Claims	KWIC	Draw. De
------	-------	----------	-------	--------	----------------	------	-----------	-----------	-------------	--------	------	----------

18. Document ID: DE 3738721 A, CH 677363 A, DE 3738721 C2, DK 8806353 A, FR 2623193 A, GB 2212500 A, GB 2212500 B, IL 87550 A, JP 01165600 A, NL 8802236 A, SE 8804100 A, US 4948836 A

L2: Entry 18 of 20

File: DWPI

May 24, 1989

DERWENT-ACC-NO: 1989-158513
 DERWENT-WEEK: 198922
 COPYRIGHT 2005 DERWENT INFORMATION LTD

TITLE: Immobilised antibodies covalently bonded to matrix polymer - by a condensn. reaction between aldehyde gp. of antibody and epoxy function of polymer

INVENTOR: FLEMINGER, G; HADAS, E ; SOLOMON, B

PRIORITY-DATA: 1987DE-3738721 (November 14, 1987)

PATENT-FAMILY:

PUB-NO	PUB-DATE	LANGUAGE	PAGES	MAIN-IPC
<u>DE 3738721 A</u>	May 24, 1989		008	
<u>CH 677363 A</u>	May 15, 1991		000	
<u>DE 3738721 C2</u>	October 5, 1995		008	C07K017/08
<u>DK 8806353 A</u>	May 15, 1989		000	
<u>FR 2623193 A</u>	May 19, 1989		000	
<u>GB 2212500 A</u>	July 26, 1989		000	
<u>GB 2212500 B</u>	January 22, 1992		000	
<u>IL 87550 A</u>	November 15, 1993		000	C07K017/06
<u>JP 01165600 A</u>	June 29, 1989		000	
<u>NL 8802236 A</u>	June 1, 1989		000	
<u>SE 8804100 A</u>	May 15, 1989		000	
<u>US 4948836 A</u>	August 14, 1990		000	

INT-CL (IPC): A61K 35/14; A61K 39/44; C07K 17/06; C07K 17/08; C08F 8/00; C08H 1/00; C08L 89/00; G01N 33/54

ABSTRACTED-PUB-NO: DE 3738721A
 BASIC-ABSTRACT:

Immobilised antibodies which are covalently bonded, via their modified carbohydrate region onto a matrix polymer are produced by bonding the antibody onto a matrix polymer contg. epoxy gps., by a condensation reaction between at least one aldehyde gp. of the oxidised carbohydrate region of the antibody and at least one epoxy function of the matrix polymer, using a bifunctional reagent which has at one end amino gp. capable of condensation with the aldehyde gp. and an at least 3-membered spacer and at the other end a gp. which is capable of reacting covalently with the epoxy function.

USE/ADVANTAGE - The polymer fixed antibodies can be used as a versatile biochemical-analytical agent for the detection of the presence of specific substances, such as hormones, blood components, normal and abnormal cell types, causes of diseases and molecules which are indicative of the presence of benign tumours. The chemical bonds are stable and inert. Non-specific bonding of the antibody is minimised. Blocking after fixing the antibodies remains.

ABSTRACTED-PUB-NO:

DE 3738721C EQUIVALENT-ABSTRACTS:

Immobilised antibodies covalently bound through their modified carbohydrate region to a matrix polymer (MP) are new. The binding is between an aldehyde gp. of the oxidised carbohydrate region and an epoxy gp. of the MP, by condensation using a bifunctional reagent (BR). BR has at one end, a unit contg. at least a 3-membered

spacer and an amino gp. that can react with aldehyde and, at the other end, a unit that can react with epoxy.

Pref. the CHO is formed by periodate oxidn. at pH 5-5.5, followed by treatment with ethylene glycol. BR has the formula $H_2N-(X)_n-A-Q$ or $(CH_2)_m(CONHNH_2)$, X = CONH, CSNH, NHCONH₂ or NHCSNH, n = 0 or 1, A = a spacer unit with 30 more numbers. Q = XNH₂ or NH₂, m = 3-6.

USE/ADVANTAGE - The antibodies are used analytically, for hormones, tumours etc. The antibody activity is not affected and the immobilised material is stable.

GB 2212500B

Antibodies immobilized on a matrix polymer wherein at least one aldehyde group of the carbohydrate region that has been oxidized of the antibody and at least one epoxy group of a reactive matrix polymer carrying epoxy groups are bound via a bifunctional reagent, said bifunctional reagent comprising (a) a first terminal group capable of covalently reacting with said epoxy group and a second terminal group which is an amino group capable of condensing with said aldehyde group, and (b) a spacer consisting of a C3-12 alkyl or cycloalkyl group between said first and second terminal groups.

US 4948836A

Immobilised antibody compsn. comprises a polymer matrix linked through the carbohydrate moiety of the antibody by means of a bifunctional reagent of formula $H_2N-(X)_n-AQ$ (I). In (I), A is opt. oxa-substd. 3-12C alkylene or cycloalkylene; X is CONH, CSNH, NHCONH or NHCSNH; n is 0 or 1; and Q is XNH₂ or NH₂. The antibody carbohydrate moiety is first oxidised with periodate to form CHO gps.; and then polycondensed with a polymer contg. epoxide gps., in the presence of the coupling agent (I).

USE - The prods. are stable and serve as reagents for rapid immunoanalysis. (6pp)a

Full	Title	Citation	Front	Review	Classification	Date	Reference	Sequence	Attachments	Claims	KWIC	Draw De
------	-------	----------	-------	--------	----------------	------	-----------	----------	-------------	--------	------	---------

19. Document ID: US 4680103 A

L2: Entry 19 of 20

File: DWPI

Jul 14, 1987

DERWENT-ACC-NO: 1987-213468

DERWENT-WEEK: 198730

COPYRIGHT 2005 DERWENT INFORMATION LTD

TITLE: Positive particles for use in electrophoretic display devices - release rapidly from viewing electrode do not agglomerate and allow flexibility in choice of anode materials

INVENTOR: SOLOMON, B; TRUONG, L K

PRIORITY-DATA: 1986US-0822297 (January 24, 1986)

PATENT-FAMILY:

PUB-NO	PUB-DATE	LANGUAGE	PAGES	MAIN-IPC
<u>US 4680103 A</u>	July 14, 1987		010	

INT-CL (IPC): B01K 5/02; C23B 13/00; C25D 1/12; G03G 13/00

ABSTRACTED-PUB-NO: US 4680103A
BASIC-ABSTRACT:

A compsn. for use in electrophoretic displays comprises pigment particles with an attached organosilane which includes a positively charged covalently bonded ionic functional moiety.

Also claimed is an electrophoretic display device with an enclosed space contg. (a) a dielectric fluid, (b) a first electrode, and (c) an opposed grid structure which has a second electrode and a third control electrode with a dielectric spacer in between. The dielectric fluid comprises pigment particles with an attached quat. ammonium moiety. The particles are movable between positions adjacent the electrodes in response to applied electric fields.

Also claimed is method of synthesising the positively charged pigment particles by providing pigment particles with an OH gp. on their surface and reacting this gp. with a silyl quat. ammonium salt at, an elevated temp. in non-aq. solvent, to attach a silyl quat. ammonium moiety to the particle surface.

The organosilane (by which the quat. ammonium gp. is pref. attached) is pref. derived from a precursor of formula (I). R1=(cyclo)alkyl, (alkyl)aryl, or alkenyl; R1, R''=alkyl, n=3- ca.18; and R2-4=alkoxy or acetoxy.

ADVANTAGE - The particles are fast moving and release rapidly from the viewing electrode, giving faster overall response times. The particles have fixed and controllable charges, are resistant to agglomeration, and allow greater flexibility in the choice of anode materials.

Full	Title	Citation	Front	Review	Classification	Date	Reference	Sanctions	Attachments	Claims	KWIC	Draw. De
------	-------	----------	-------	--------	----------------	------	-----------	-----------	-------------	--------	------	----------

20. Document ID: CA 1123568 A

L2: Entry 20 of 20

File: DWPI

May 18, 1982

DERWENT-ACC-NO: 1982-G6532E
DERWENT-WEEK: 198223
COPYRIGHT 2005 DERWENT INFORMATION LTD

TITLE: Preformed and nestable panel for roof - has corrugated panel with shaped side edges to allow interlock with adjacent panel

INVENTOR: SOLOMON, B

PRIORITY-DATA: 1979CA-0342208 (December 19, 1979)

PATENT-FAMILY:

PUB-NO	PUB-DATE	LANGUAGE	PAGES	MAIN-IPC
<u>CA 1123568 A</u>	May 18, 1982		014	

INT-CL (IPC): E04D 3/30

ABSTRACTED-PUB-NO: CA 1123568A
BASIC-ABSTRACT:

The rectangular panel for adjacent connection together to form walls, or ceilings is preformed and comprises alternately situated depressed and raised troughs. One (14) side edge formed on one longitudinal side of the panel engages the second side edge of the adjacent panel.

A portion of the first side edge overlies and shields the second side edge (15) of the adjacent panel and the junction between the adjacent panels. The first edge and second edge include vertically (17) situated portions in partial interfacial relationship when the panels are adjacently connected together. Fastenings extend through the vertically situated portions in the partial interfacial relationship, for adjacently connecting the panels together.

Full	Title	Citation	Front	Review	Classification	Date	Reference	Sequences	Attachments	Claims	KWIC	Draw. Da
------	-------	----------	-------	--------	----------------	------	-----------	-----------	-------------	--------	------	----------

Clear	Generate Collection	Print	Fwd Refs	Bkwd Refs	Generate OACS
-------	---------------------	-------	----------	-----------	---------------

Terms	Documents
Solomon-B.IN.	20

Display Format:

[Previous Page](#) [Next Page](#) [Go to Doc#](#)

Hit List

Search Results - Record(s) 1 through 8 of 8 returned.

 1. Document ID: US 5310879 A

L6: Entry 1 of 8

File: USPT

May 10, 1994

US-PAT-NO: 5310879

DOCUMENT-IDENTIFIER: US 5310879 A

TITLE: Antibodies which immunoreact with lapine lipopolysaccharide binding protein (LBP)

DATE-ISSUED: May 10, 1994

INVENTOR-INFORMATION:

NAME	CITY	STATE	ZIP CODE	COUNTRY
Ulevitch; Richard J.	Del Mar	CA		
Tobias; Peter S.	Encinitas	CA		

US-CL-CURRENT: [530/388.1](#); [530/388.25](#), [530/389.1](#), [530/389.3](#)

ABSTRACT:

A lipopolysaccharide binding protein, LBP, which is present in acute phase serum of an animal host, but is substantially absent from the normal serum of the host, method of detection, and antibodies that bind to LBP are described.

4 Claims, 32 Drawing figures

Exemplary Claim Number: 1

Number of Drawing Sheets: 18

Full	Title	Citation	Front	Review	Classification	Date	Reference	Sequences	Attachments	Claims	KWC	Draw De
------	-------	----------	-------	--------	----------------	------	-----------	-----------	-------------	--------	-----	---------

 2. Document ID: US 5231170 A

L6: Entry 2 of 8

File: USPT

Jul 27, 1993

US-PAT-NO: 5231170

DOCUMENT-IDENTIFIER: US 5231170 A

TITLE: Antibodies to dense microspheres

DATE-ISSUED: July 27, 1993

INVENTOR-INFORMATION:

NAME	CITY	STATE	ZIP CODE	COUNTRY
Averback; Paul	Montreal, Quebec			CA

US-CL-CURRENT: 530/388.1; 435/70.21, 436/548, 530/388.85, 530/389.1, 530/839

ABSTRACT:

Dense microspheres can be extracted and purified to substantial homogeneity from mammalian brain tissue, and used in the screening of therapies for potential effectiveness in impeding the formation of amyloid fibrils associated with Alzheimer's disease and other forms of cerebral amyloidosis. Compounds that, at in-tissue concentrations of 10.^{sup.}-5 M or less, inhibit amyloid formation in a test animal injected intracerebrally with dense microspheres are particularly useful in inhibiting treating cerebral amyloidosis. Antibodies to DMS (dense microspheres) are also disclosed.

2 Claims, 0 Drawing figures
Exemplary Claim Number: 1

Full	Title	Citation	Front	Review	Classification	Date	Reference	References	Attachments	Claims	KWIC	Draw De
------	-------	----------	-------	--------	----------------	------	-----------	------------	-------------	--------	------	---------

 3. Document ID: US 5231000 A

L6: Entry 3 of 8

File: USPT

Jul 27, 1993

US-PAT-NO: 5231000

DOCUMENT-IDENTIFIER: US 5231000 A

TITLE: Antibodies to A4 amyloid peptide

DATE-ISSUED: July 27, 1993

INVENTOR-INFORMATION:

NAME	CITY	STATE	ZIP CODE	COUNTRY
Majocha; Ron	Wayland	MA		
Marotta; Charles A.	Cambridge	MA		
Zain; Sayeeda	Pittsford	NY		

US-CL-CURRENT: 435/7.1; 435/331, 435/7.2, 435/7.21, 436/501, 436/506, 530/388.1

ABSTRACT:

Monoclonal antibodies to a 28-mer peptide present within A4-amyloid are described. These antibodies exhibit unexpected specificity for amyloid plaque structures previously unrecognized in Alzheimer's disease brains. These monoclonal antibodies are useful as reagents for use in assays and imaging of A4-amyloid in Alzheimer's disease patients.

9 Claims, 1 Drawing figures
Exemplary Claim Number: 1
Number of Drawing Sheets: 1

Full	Title	Citation	Front	Review	Classification	Date	Reference	Sequences	Attachments	Claims	KWIC	Draw. De
------	-------	----------	-------	--------	----------------	------	-----------	-----------	-------------	--------	------	----------

 4. Document ID: US 5223409 A

L6: Entry 4 of 8

File: USPT

Jun 29, 1993

US-PAT-NO: 5223409

DOCUMENT-IDENTIFIER: US 5223409 A

TITLE: Directed evolution of novel binding proteins

DATE-ISSUED: June 29, 1993

INVENTOR-INFORMATION:

NAME	CITY	STATE	ZIP CODE	COUNTRY
Ladner; Robert C.	Ijamsville	MD		
Guterman; Sonia K.	Belmont	MA		
Roberts; Bruce L.	Milford	MA		
Markland; William	Milford	MA		
Ley; Arthur C.	Newton	MA		
Kent; Rachel B.	Boxborough	MA		

US-CL-CURRENT: 435/69.7; 435/252.3, 435/320.1, 435/472, 435/5, 435/69.1, 530/387.3, 530/387.5

ABSTRACT:

In order to obtain a novel binding protein against a chosen target, DNA molecules, each encoding a protein comprising one of a family of similar potential binding domains and a structural signal calling for the display of the protein on the outer surface of a chosen bacterial cell, bacterial spore or phage (genetic package) are introduced into a genetic package. The protein is expressed and the potential binding domain is displayed on the outer surface of the package. The cells or viruses bearing the binding domains which recognize the target molecule are isolated and amplified. The successful binding domains are then characterized. One or more of these successful binding domains is used as a model for the design of a new family of potential binding domains, and the process is repeated until a novel binding domain having a desired affinity for the target molecule is obtained. In one embodiment, the first family of potential binding domains is related to bovine pancreatic trypsin inhibitor, the genetic package is M13 phage, and the protein includes the outer surface transport signal of the M13 gene III protein.

66 Claims, 16 Drawing figures

Exemplary Claim Number: 1

Number of Drawing Sheets: 16

Full	Title	Citation	Front	Review	Classification	Date	Reference	Sequences	Attachments	Claims	KWIC	Draw. De
------	-------	----------	-------	--------	----------------	------	-----------	-----------	-------------	--------	------	----------

 5. Document ID: US 5218100 A

L6: Entry 5 of 8

File: USPT

Jun 8, 1993

US-PAT-NO: 5218100
DOCUMENT-IDENTIFIER: US 5218100 A

TITLE: DNA encoding for the precursor protein of APC polypeptide associated with Alzheimer's disease

DATE-ISSUED: June 8, 1993

INVENTOR-INFORMATION:

NAME	CITY	STATE	ZIP CODE	COUNTRY
Muller-Hill; Benno	Cologne			DE
Kang; Jie	Bonn			DE
Lemaire; Hans-Georg	Cologne			DE
Unterbeck; Axel	West Haven	CT		

US-CL-CURRENT: 536/23.5; 530/350, 530/388.1

ABSTRACT:

The present invention relates to the precursor protein of amyloid plaque core (APC) polypeptide, to fragments of the precursor protein and to the diagnostic use of the precursor protein and of the fragments. Furthermore, the invention relates to the DNA coding for the precursor protein, to fragments of this DNA and to the diagnostic use of the DNA and of the fragments.

3 Claims, 3 Drawing figures

Exemplary Claim Number: 1

Number of Drawing Sheets: 3

Full	Title	Citation	Front	Review	Classification	Date	Reference	Sequences	Attachments	Claims	KWIC	Draw De
------	-------	----------	-------	--------	----------------	------	-----------	-----------	-------------	--------	------	---------

 6. Document ID: US 5182107 A

L6: Entry 6 of 8

File: USPT

Jan 26, 1993

US-PAT-NO: 5182107
DOCUMENT-IDENTIFIER: US 5182107 A

TITLE: Transferrin receptor specific antibody-neuropharmaceutical or diagnostic agent conjugates

DATE-ISSUED: January 26, 1993

INVENTOR-INFORMATION:

NAME	CITY	STATE	ZIP CODE	COUNTRY
Friden; Phillip M.	Bedford	MA		

US-CL-CURRENT: 424/179.1; 424/143.1, 424/178.1, 424/94.1, 514/21, 530/387.3, 530/388.22, 530/391.1, 530/391.7, 530/391.9 , 530/399

ABSTRACT:

The present invention pertains to a method for delivering a neuropharmaceutical or diagnostic agent across the blood brain barrier to the brain of a host. The method comprises administering to the host a therapeutically effective amount of an antibody-neuropharmaceutical or diagnostic agent conjugate wherein the antibody is reactive with a transferrin receptor. Other aspects of this invention include a delivery system comprising an antibody reactive with a transferrin receptor linked to a neuropharmaceutical or diagnostic agent and methods for treating hosts afflicted with a disease associated with a neurological disorder.

27 Claims, 10 Drawing figures
Exemplary Claim Number: 1
Number of Drawing Sheets: 8

Full	Title	Citation	Front	Review	Classification	Date	Reference	Examiners	Attachments	Claims	KNOC	Draw. De
------	-------	----------	-------	--------	----------------	------	-----------	-----------	-------------	--------	------	----------

7. Document ID: JP 02138995 A

L6: Entry 7 of 8

File: JPAB

May 28, 1990

PUB-NO: JP402138995A
DOCUMENT-IDENTIFIER: JP 02138995 A
TITLE: MONOCLONAL ANTIBODY AGAINST NOVEL PROTEIN

PUBN-DATE: May 28, 1990

INVENTOR-INFORMATION:

NAME	COUNTRY
KITAGUCHI, NOBUYA	
ITO, HIRATAKA	
TAKAHASHI, YASUYUKI	
TOKUSHIMA, YASUO	

US-CL-CURRENT: 530/388.1

INT-CL (IPC): C12P 21/08; C12N 5/20; G01N 33/53; G01N 33/577; C07K 7/06; C07K 7/08; C07K 13/00; C07K 15/12; C12N 15/06

ABSTRACT:

PURPOSE: To obtain a monoclonal antibody against protein by cultivating mouse fused cell strain ADI 1-7-5-2, mouse fused cell strain ADI 1-4-6-1, mouse fused cell strain ADI 1-05-44-2, etc.

CONSTITUTION: A monoclonal antibody producing strain such as mouse fused cell strain ADI 1-7-5-2, mouse fused cell strain ADI 1-05-44-2 or mouse fused cell strain ADI-5-3-7 is prepared by cell fusion method and the antibody-forming strain is cultured to give a monoclonal antibody. The prepared monoclonal antibody is a monoclonal antibody specific to amino acid sequence having continuous five or more residues among amino acid sequence of amyloid precursor protein of human cerebral senile spot having inhibitory activity against protease and is useful for diagnosing cerebral nerve dysbolism including senile dementia.

COPYRIGHT: (C)1990, JPO&Japio

Full	Title	Citation	Front	Review	Classification	Date	Reference	Sequences	Attachments	Claims	KWOC	Draw. De
------	-------	----------	-------	--------	----------------	------	-----------	-----------	-------------	--------	------	----------

 8. Document ID: WO 9012871 A1

L6: Entry 8 of 8

File: EPAB

Nov 1, 1990

PUB-NO: WO009012871A1

DOCUMENT-IDENTIFIER: WO 9012871 A1

TITLE: CEREBROVASCULAR AMYLOID PROTEIN-SPECIFIC MONOCLONAL ANTIBODY SV17-6E10

PUBN-DATE: November 1, 1990

INVENTOR-INFORMATION:

NAME	COUNTRY
KIM, KWANG S	US
WISNIEWSKI, HENRYK M	US
WEN, GUANG Y	US
CHEN, CHENG-MO JAMES	US
SAPIENZA, VICTOR J	US

US-CL-CURRENT: 435/332; 435/FOR.111, 530/388.1

INT-CL (IPC): C07K 15/28; C12N 5/20; G01N 33/533; G01N 33/534; G01N 33/535

EUR-CL (EPC): C07K016/18; C07K014/47

ABSTRACT:

Disclosed is monoclonal antibody SV17-6E10 and a specific-binding fragment thereof which is specifically reactive with a peptide whose concentration level is elevated in individuals having Down's syndrome or Alzheimer's disease as compared to individuals of substantially the same age who are not so-afflicted and which does not react with other peptides of human origin. Also disclosed is a hybridoma cell line capable of producing the monoclonal antibody, a reagent composition which incorporates the monoclonal antibody or specific-binding fragments thereof and an immunoassay method for their use.

Full	Title	Citation	Front	Review	Classification	Date	Reference	Sequences	Attachments	Claims	KWOC	Draw. De
------	-------	----------	-------	--------	----------------	------	-----------	-----------	-------------	--------	------	----------

Clear

Generate Collection

Print

Fwd Refs

Bkwd Refs

Generate OACS

Terms

Documents

(L5) AND @PY <= 1994

8

Display Format:

Change Format

Hit List

Search Results - Record(s) 1 through 21 of 21 returned.

 1. Document ID: US 6329508 B1

L7: Entry 1 of 21

File: USPT

Dec 11, 2001

US-PAT-NO: 6329508

DOCUMENT-IDENTIFIER: US 6329508 B1

TITLE: Transferrin receptor reactive chimeric antibodies

DATE-ISSUED: December 11, 2001

INVENTOR-INFORMATION:

NAME	CITY	STATE	ZIP CODE	COUNTRY
Friden; Phillip M.	Bedford	MA		

US-CL-CURRENT: 530/387.3; 530/388.15

ABSTRACT:

The present invention pertains to chimeric antibodies that are reactive with transferrin receptors on brain capillary endothelial cells. These antibodies are composed of a variable region, immunologically reactive with the transferrin receptors, that is obtained from one animal source, and a constant region that is derived from an animal source other than the one that provided the variable region. These chimeric antibodies can exist either as isolated entities or as conjugates with a neuropharmaceutical agent for transferal across the blood brain barrier.

4 Claims, 79 Drawing figures

Exemplary Claim Number: 1

Number of Drawing Sheets: 77

Full	Title	Citation	Front	Review	Classification	Date	Reference	Sequences	Attachments	Claims	KIMC	Draw. De
------	-------	----------	-------	--------	----------------	------	-----------	-----------	-------------	--------	------	----------

 2. Document ID: US 6284471 B1

L7: Entry 2 of 21

File: USPT

Sep 4, 2001

US-PAT-NO: 6284471

DOCUMENT-IDENTIFIER: US 6284471 B1

TITLE: Anti-TNF α antibodies and assays employing anti-TNF α antibodies

DATE-ISSUED: September 4, 2001

INVENTOR-INFORMATION:

NAME	CITY	STATE	ZIP CODE	COUNTRY
Le; Junming	Jackson Heights	NY		
Vilcek; Jan	New York	NY		
Dadonna; Peter	Palo Alto	CA		
Ghrayeb; John	Thorndale	PA		
Knight; David	Berwyn	PA		
Siegel; Scott A.	Westborough	MA		

US-CL-CURRENT: 435/7.1; 424/133.1, 424/139.1, 424/141.1, 435/69.6, 435/70.21,
530/387.3, 530/388.23, 530/391.3

ABSTRACT:

Anti-TNF antibodies and anti-TNF peptides, specific for tumor necrosis factor (TNF) are useful for in vivo diagnosis and therapy of a number of TNF-mediated pathologies and conditions, as well as polynucleotides coding for anti-TNF murine and chimeric antibodies, peptides, methods of making and using the antibody or peptides in immunoassays and immuno-therapeutic approaches are provided, where the anti-TNF peptide is selected from a soluble portion of TNF receptor, an anti-TNF antibody or structural analog thereof.

9 Claims, 48 Drawing figures
 Exemplary Claim Number: 1
 Number of Drawing Sheets: 36

Full	Title	Citation	Front	Review	Classification	Date	Reference	Sequence	Attachment	Claims	KWC	Draw De
------	-------	----------	-------	--------	----------------	------	-----------	----------	------------	--------	-----	---------

 3. Document ID: US 5976816 A

L7: Entry 3 of 21

File: USPT

Nov 2, 1999

US-PAT-NO: 5976816

DOCUMENT-IDENTIFIER: US 5976816 A

TITLE: Cell tests for alzheimer's disease

DATE-ISSUED: November 2, 1999

INVENTOR-INFORMATION:

NAME	CITY	STATE	ZIP CODE	COUNTRY
Alkon; Daniel L.	Bethesda	MD		
Etcheberrigaray; Rene	Rockville	MD		
Kim; Christopher S.	Silver Spring	MD		
Han; Yi-Fan	Shanghai			CN
Nelson; Tom J.	Silver Spring	MD		

US-CL-CURRENT: 435/7.21; 435/7.1, 435/7.92, 436/548, 530/300, 530/387.1

ABSTRACT:

The present invention provides methods for the diagnosis of Alzheimer's disease using human cells. Specifically, one method detects differences between potassium channels in cells from Alzheimer's patient and normal donors, and differences in intracellular calcium concentrations between Alzheimer's and normal cells in response to chemicals known to increase intracellular calcium levels. Other methods detect differences between the memory associated GTP binding Cp20 protein levels between Alzheimer's and normal cells.

9 Claims, 49 Drawing figures
Exemplary Claim Number: 1
Number of Drawing Sheets: 30

Full	Title	Citation	Front	Review	Classification	Date	Reference	Sequence	Attachments	Claims	Keyword	Draw Data
------	-------	----------	-------	--------	----------------	------	-----------	----------	-------------	--------	---------	-----------

4. Document ID: US 5919452 A

L7: Entry 4 of 21

File: USPT

Jul 6, 1999

US-PAT-NO: 5919452
DOCUMENT-IDENTIFIER: US 5919452 A

TITLE: Methods of treating TNF.alpha.-mediated disease using chimeric anti-TNF antibodies

DATE-ISSUED: July 6, 1999

INVENTOR-INFORMATION:

NAME	CITY	STATE	ZIP CODE	COUNTRY
Le; Junming	Jackson Heights	NY		
Vilcek; Jan	New York	NY		
Dadonna; Peter	Palo Alto	CA		
Ghrayeb; John	Thorndale	PA		
Knight; David	Berwyn	PA		
Seigal; Scott	Westborough	MA		

US-CL-CURRENT: 424/133.1; 424/145.1, 424/158.1, 530/387.3, 530/388.23, 530/389.2

ABSTRACT:

Treatment of tumor necrosis factor, TNF, mediated pathologies is provided by administering anti-TNF compounds, such as anti-TNF antibodies and anti-TNF peptides, which compounds are specific for tumor necrosis factor-.alpha. (TNF.alpha.) or tumor necrosis factor-.beta. (TNF.beta.) and which are useful for in vivo therapy or diagnosis of TNF.alpha.-mediated pathologies and conditions, wherein the anti-TNF compound is selected from the group consisting of at least one of an immunoglobulin variable region, a fragment of a TNF receptor and an anti-TNF peptide, such as a structural analog of a anti-TNF antibody fragment or a TNF receptor fragment.

13 Claims, 48 Drawing figures
Exemplary Claim Number: 1
Number of Drawing Sheets: 36

Full	Title	Citation	Front	Review	Classification	Date	Reference	Sequences	Attachments	Claims	KWIC	Draw. De
------	-------	----------	-------	--------	----------------	------	-----------	-----------	-------------	--------	------	----------

 5. Document ID: US 5811310 A

L7: Entry 5 of 21

File: USPT

Sep 22, 1998

US-PAT-NO: 5811310

DOCUMENT-IDENTIFIER: US 5811310 A

TITLE: The Alz-50 monoclonal antibody and diagnostic assay for alzheimer's disease

DATE-ISSUED: September 22, 1998

INVENTOR-INFORMATION:

NAME	CITY	STATE	ZIP CODE	COUNTRY
Ghanbari; Hossein A.	Lake Forest	IL		
Davies; Peter	Rye	NY		
Wolozin; Benjamin	Columbia	MD		

US-CL-CURRENT: [436/518](#); [435/326](#), [435/7.1](#), [435/7.21](#), [435/7.92](#), [435/70.21](#), [436/528](#),
[436/531](#), [436/811](#), [530/388.1](#)

ABSTRACT:

The invention relates to an antigen associated with Alzheimer's disease and to antibodies specific for said antigen. This invention further relates to methods for diagnosing Alzheimer's disease utilizing assays containing Alzheimer's associated antigen, antibodies specific for said antigen and samples from an individual suspected of having Alzheimer's disease.

5 Claims, 24 Drawing figures

Exemplary Claim Number: 3

Number of Drawing Sheets: 24

Full	Title	Citation	Front	Review	Classification	Date	Reference	Sequences	Attachments	Claims	KWIC	Draw. De
------	-------	----------	-------	--------	----------------	------	-----------	-----------	-------------	--------	------	----------

 6. Document ID: US 5750349 A

L7: Entry 6 of 21

File: USPT

May 12, 1998

US-PAT-NO: 5750349

DOCUMENT-IDENTIFIER: US 5750349 A

TITLE: Antibodies to .beta.-amyloids or their derivatives and use thereof

DATE-ISSUED: May 12, 1998

INVENTOR-INFORMATION:

NAME	CITY	STATE	ZIP CODE	COUNTRY
------	------	-------	----------	---------

Suzuki; Nobuhiro	Ibaraki	JP
Odaka; Asano	Ibaraki	JP
Kitada; Chieko	Osaka	JP

US-CL-CURRENT: 435/7.1; 435/326, 435/331, 435/7.92, 435/7.94, 435/7.95, 435/70.21,
530/387.9, 530/388.1, 530/389.1

ABSTRACT:

According to this invention, antibodies which are useful and novel in that they have binding specificity to .beta.-amyloids or derivatives thereof, namely recognize the N-terminal, the C-terminal or central portions of the .beta.-amyloids, respectively, were obtained. By combining these antibodies, determination methods by which the .beta.-amyloids could be determined sensitively and specifically are provided. These determination methods are useful for diagnosis of diseases to which the .beta.-amyloids or their derivatives are related (for example, Alzheimer's disease), and the antibodies of this invention are useful for the development of preventive-therapeutic compositions for Alzheimer's disease.

9 Claims, 32 Drawing figures
 Exemplary Claim Number: 1
 Number of Drawing Sheets: 16

Full	Title	Citation	Front	Review	Classification	Date	Reference	Sequences	Attachments	Claims	KWIC	Draw De
------	-------	----------	-------	--------	----------------	------	-----------	-----------	-------------	--------	------	---------

 7. Document ID: US 5733734 A

L7: Entry 7 of 21

File: USPT

Mar 31, 1998

US-PAT-NO: 5733734

DOCUMENT-IDENTIFIER: US 5733734 A

TITLE: Method of screening for Alzheimer's disease or disease associated with the accumulation of paired helical filaments

DATE-ISSUED: March 31, 1998

INVENTOR-INFORMATION:

NAME	CITY	STATE	ZIP CODE	COUNTRY
Trojanowski; John Q.	Philadelphia	PA		
Lee; Virginia M-Y.	Philadelphia	PA		

US-CL-CURRENT: 435/7.1; 435/40.52, 435/7.21, 435/7.92, 435/960, 436/547, 436/548,
436/811, 530/387.9, 530/388.1, 530/389.1

ABSTRACT:

Substantially purified antibodies, including substantially purified monoclonal antibodies, which are specifically reactive with .tau. that has an abnormally phosphorylated serine in the sequence LysSerProVal SEQ ID NO:3 are disclosed. Methods of screening persons for diseases associated with pair helical filaments, including Alzheimer's disease, by detection of .tau. that has an abnormally phosphorylated serine in the sequence LysSerProVal SEQ ID NO:3 in test samples

taken from such persons and test kits useful to perform such methods are disclosed.

14 Claims, 5 Drawing figures
Exemplary Claim Number: 1
Number of Drawing Sheets: 3

Full	Title	Citation	Front	Review	Classification	Date	Reference	Claims	KWIC	Draw D
------	-------	----------	-------	--------	----------------	------	-----------	--------	------	--------

8. Document ID: US 5698195 A

L7: Entry 8 of 21

File: USPT

Dec 16, 1997

US-PAT-NO: 5698195
DOCUMENT-IDENTIFIER: US 5698195 A

TITLE: Methods of treating rheumatoid arthritis using chimeric anti-TNF antibodies

DATE-ISSUED: December 16, 1997

INVENTOR-INFORMATION:

NAME	CITY	STATE	ZIP CODE	COUNTRY
Le; Junming	Jackson Heights	NY		
Vilcek; Jan	New York	NY		
Daddona; Peter	Menlo Park	CA		
Ghrayeb; John	Thorndale	PA		
Knight; David	Berwyn	PA		
Siegel; Scott	Westborough	MA		

US-CL-CURRENT: 424/133.1; 424/141.1, 424/142.1, 424/145.1, 514/825, 530/351,
530/387.3, 530/388.1, 530/388.23

ABSTRACT:

Anti-TNF antibodies, fragments and regions thereof which are specific for human tumor necrosis factor-.alpha. (TNF.alpha.) and are useful in vivo for diagnosis and therapy of a number of TNF.alpha.-mediated pathologies and conditions, including rheumatoid arthritis as well as polynucleotides coding for murine and chimeric antibodies, methods of producing the antibody, methods of use of the anti-TNF antibody, or fragment, region or derivative thereof, in immunoassays and immunotherapeutic approaches are provided.

16 Claims, 33 Drawing figures
Exemplary Claim Number: 1
Number of Drawing Sheets: 36

Full	Title	Citation	Front	Review	Classification	Date	Reference	Claims	KWIC	Draw D
------	-------	----------	-------	--------	----------------	------	-----------	--------	------	--------

9. Document ID: US 5688651 A

L7: Entry 9 of 21

File: USPT

Nov 18, 1997

US-PAT-NO: 5688651
DOCUMENT-IDENTIFIER: US 5688651 A

TITLE: Prevention of protein aggregation

DATE-ISSUED: November 18, 1997

INVENTOR-INFORMATION:

NAME	CITY	STATE	ZIP CODE	COUNTRY
Solomon; Beka	Herzlya			IL

US-CL-CURRENT: 435/7.1; 424/130.1, 436/63, 530/388.1

ABSTRACT:

A method of selecting anti-aggregation molecules with chaperone-like activity that have characteristics including binding to a native target molecule epitope with a high binding constant and are non-inhibitory to the biological activity of the target molecule. The method molecules denaturing a target molecule in the presence of presumptive antiaggregation molecules to prevent the target molecules from self-or induced-aggregation. The nonaggregated target molecule coupled to the anti-aggregation molecule is then tested for bioactivity.

4 Claims, 9 Drawing figures
Exemplary Claim Number: 1
Number of Drawing Sheets: 3

Full	Title	Citation	Front	Review	Classification	Date	Reference	Sequences	Attachments	Claims	KWIC	Draw D
------	-------	----------	-------	--------	----------------	------	-----------	-----------	-------------	--------	------	--------

10. Document ID: US 5656272 A

L7: Entry 10 of 21

File: USPT

Aug 12, 1997

US-PAT-NO: 5656272
DOCUMENT-IDENTIFIER: US 5656272 A

TITLE: Methods of treating TNF-.alpha.-mediated Crohn's disease using chimeric anti-TNF antibodies

DATE-ISSUED: August 12, 1997

INVENTOR-INFORMATION:

NAME	CITY	STATE	ZIP CODE	COUNTRY
Le; Junming	Jackson Heights	NY		
Vilcek; Jan	New York	NY		
Dadonna; Peter	Palo Alto	CA		
Ghrayeb; John	Thorndale	PA		
Knight; David	Berwyn	PA		
Siegel; Scott A.	Westborough	MA		

US-CL-CURRENT: 424/133.1; 424/139.1, 424/145.1, 435/69.1, 435/69.6, 435/69.7,

530/387.3, 530/388.23

ABSTRACT:

Anti-TNF antibodies, fragments and regions thereof which are specific for human tumor necrosis factor-.alpha. (TNF.alpha.) and are useful in vivo for diagnosis and therapy of a number of TNF.alpha.-mediated pathologies and conditions, including Crohn's disease, as well as polynucleotides coding for murine and chimeric antibodies, methods of producing the antibody, methods of use of the anti-TNF antibody, or fragment, region or derivative thereof, in immunoassays and immunotherapeutic approaches are provided.

7 Claims, 48 Drawing figures

Exemplary Claim Number: 1

Number of Drawing Sheets: 36

Full	Title	Citation	Front	Review	Classification	Date	Reference	Sequences	Attachments	Claims	KMOC	Drawing Sheets
------	-------	----------	-------	--------	----------------	------	-----------	-----------	-------------	--------	------	----------------

 11. Document ID: US 5538845 A

L7: Entry 11 of 21

File: USPT

Jul 23, 1996

US-PAT-NO: 5538845

DOCUMENT-IDENTIFIER: US 5538845 A

TITLE: Beta-amyloid peptide production inhibitors and methods for their identification

DATE-ISSUED: July 23, 1996

INVENTOR-INFORMATION:

NAME	CITY	STATE	ZIP CODE	COUNTRY
Knops; Jeroen	San Francisco	CA		
Sinha; Sukanto	San Francisco	CA		

US-CL-CURRENT: 435/6; 435/183, 435/69.2, 435/7.21, 436/530, 436/531, 530/387.1

ABSTRACT:

A method for identifying compounds capable of inhibiting the production of .beta.-amyloid peptide in cells comprises exposing cultured cells in one or more test compounds. The cells are cultured under conditions which produce amyloid precursor protein and which result in intracellular accumulation of an approximately 22 kD polypeptide which includes the entire sequence of the .beta.-amyloid peptide. Test compounds which cause a change in the accumulation of the 22 kD polypeptide are considered likely candidates for use as drugs for treating .beta.-amyloid diseases, such as Alzheimer's disease.

38 Claims, 5 Drawing figures

Exemplary Claim Number: 1

Number of Drawing Sheets: 3

Full	Title	Citation	Front	Review	Classification	Date	Reference	Sequences	Attachments	Claims	KWIC	Draw De
------	-------	----------	-------	--------	----------------	------	-----------	-----------	-------------	--------	------	---------

 12. Document ID: US 5427931 A

L7: Entry 12 of 21

File: USPT

Jun 27, 1995

US-PAT-NO: 5427931

DOCUMENT-IDENTIFIER: US 5427931 A

TITLE: Monoclonal antibody produced against native .beta.amyloid precursor protein

DATE-ISSUED: June 27, 1995

INVENTOR-INFORMATION:

NAME	CITY	STATE	ZIP CODE	COUNTRY
Van Nostrand; William E.	Irvine	CA		
Cunningham; Dennis D.	Laguna Beach	CA		
Wagner; Steven L.	Balboa Island	CA		

US-CL-CURRENT: 435/70.2; 435/326, 435/332, 435/334, 435/343, 435/70.21, 436/547,
436/548, 530/386, 530/388.1, 530/388.15 , 530/389.1

ABSTRACT:

Monoclonal antibody and the hybridoma producing the antibody are disclosed. The antibody is produced against an epitope on native secreted forms of .beta.APP. A characteristic of the antibody is that the antibody specifically binds to at least one protein in culture medium in which neuroblastoma cells have been grown. This protein co-migrates in non-reducing polyacrylamide gel electrophoresis with PN-2 isolated from human fibroblast cultures. Other characteristics of the antibody are that the antibody specifically binds to PN-2 and to the secreted form of .beta.APP lacking the Kunitz-type inhibitor domain, the antibody selectively binds to neuritic plaques, and the antibody is sufficiently sensitive to detect secreted forms of .beta.APP in CSF, down to a total concentration of the secreted forms of .beta.APP of 3.75 .mu.g/ml or lower.

2 Claims, 8 Drawing figures

Exemplary Claim Number: 1

Number of Drawing Sheets: 9

Full	Title	Citation	Front	Review	Classification	Date	Reference	Sequences	Attachments	Claims	KWIC	Draw De
------	-------	----------	-------	--------	----------------	------	-----------	-----------	-------------	--------	------	---------

 13. Document ID: US 5424221 A

L7: Entry 13 of 21

File: USPT

Jun 13, 1995

US-PAT-NO: 5424221

DOCUMENT-IDENTIFIER: US 5424221 A

** See image for Certificate of Correction **TITLE: Kit for detection of islet amyloid polypeptide (IAPP)

DATE-ISSUED: June 13, 1995

INVENTOR-INFORMATION:

NAME	CITY	STATE	ZIP CODE	COUNTRY
Westermark; Per	Balinge			SE
Johnson; Kenneth H.	Minneapolis	MN		

US-CL-CURRENT: 436/518; 435/7.92, 435/7.94, 435/7.95, 435/975, 436/501, 436/533,
436/548, 530/387.1, 530/387.9, 530/388.24

ABSTRACT:

This invention is directed to kits for the detection of human islet amyloid polypeptide (IAPP) comprising (a) purified preparations of antibodies which react specifically with insulin or calcitonin gene-related peptides and (b) a preselected amount of human islet amyloid polypeptide which is essentially free of islet amyloid, which polypeptide is one subunit of islet amyloid and which is prepared by depolymerizing human islet amyloid; or a preselected amount of human islet amyloid polypeptide which is essentially free of islet amyloid and has the amino acid sequence: lys-cys-Asn-Thr-Ala-Thr-Cys-Ala-Thr-Gln-Arg-Leu-Ala-Asn-Phe-Leu-Val-His-Se r-Ser-Asn-Asn-Phe-Gly-Ala-Ile-Leu-Ser-Ser-Thr-Asn-Val-Gly-Ser-Asn-Thr-Tyr.

13 Claims, 1 Drawing figures

Exemplary Claim Number: 1

Number of Drawing Sheets: 1

Full	Title	Citation	Front	Review	Classification	Date	Reference	Figures	Attachments	Claims	INDEX	Draw. Des
------	-------	----------	-------	--------	----------------	------	-----------	---------	-------------	--------	-------	-----------

 14. Document ID: US 5310879 A

L7: Entry 14 of 21

File: USPT

May 10, 1994

US-PAT-NO: 5310879

DOCUMENT-IDENTIFIER: US 5310879 A

TITLE: Antibodies which immunoreact with lapine lipopolysaccharide binding protein (LBP)

DATE-ISSUED: May 10, 1994

INVENTOR-INFORMATION:

NAME	CITY	STATE	ZIP CODE	COUNTRY
Ulevitch; Richard J.	Del Mar	CA		
Tobias; Peter S.	Encinitas	CA		

US-CL-CURRENT: 530/388.1; 530/388.25, 530/389.1, 530/389.3

ABSTRACT:

A lipopolysaccharide binding protein, LBP, which is present in acute phase serum of an animal host, but is substantially absent from the normal serum of the host, method of detection, and antibodies that bind to LBP are described.

4 Claims, 32 Drawing figures
 Exemplary Claim Number: 1
 Number of Drawing Sheets: 18

Full	Title	Citation	Front	Review	Classification	Date	Reference	Sequences	Attachments	Claims	KMIC	Drawn De
------	-------	----------	-------	--------	----------------	------	-----------	-----------	-------------	--------	------	----------

15. Document ID: US 5231170 A

L7: Entry 15 of 21

File: USPT

Jul 27, 1993

US-PAT-NO: 5231170
 DOCUMENT-IDENTIFIER: US 5231170 A

TITLE: Antibodies to dense microspheres

DATE-ISSUED: July 27, 1993

INVENTOR-INFORMATION:

NAME	CITY	STATE	ZIP CODE	COUNTRY
Averback; Paul	Montreal, Quebec			CA

US-CL-CURRENT: 530/388.1; 435/70.21, 436/548, 530/388.85, 530/389.1, 530/839

ABSTRACT:

Dense microspheres can be extracted and purified to substantial homogeneity from mammalian brain tissue, and used in the screening of therapies for potential effectiveness in impeding the formation of amyloid fibrils associated with Alzheimer's disease and other forms of cerebral amyloidosis. Compounds that, at in-tissue concentrations of 10.sup.-5 M or less, inhibit amyloid formation in a test animal injected intracerebrally with dense microspheres are particularly useful in inhibiting treating cerebral amyloidosis. Antibodies to DMS (dense microspheres) are also disclosed.

2 Claims, 0 Drawing figures
 Exemplary Claim Number: 1

Full	Title	Citation	Front	Review	Classification	Date	Reference	Sequences	Attachments	Claims	KMIC	Drawn De
------	-------	----------	-------	--------	----------------	------	-----------	-----------	-------------	--------	------	----------

16. Document ID: US 5231000 A

L7: Entry 16 of 21

File: USPT

Jul 27, 1993

US-PAT-NO: 5231000
 DOCUMENT-IDENTIFIER: US 5231000 A

TITLE: Antibodies to A4 amyloid peptide

DATE-ISSUED: July 27, 1993

INVENTOR-INFORMATION:

NAME	CITY	STATE	ZIP CODE	COUNTRY
Majocha; Ron	Wayland	MA		
Marotta; Charles A.	Cambridge	MA		
Zain; Sayeeda	Pittsford	NY		

US-CL-CURRENT: [435/7.1](#); [435/331](#), [435/7.2](#), [435/7.21](#), [436/501](#), [436/506](#), [530/388.1](#)

ABSTRACT:

Monoclonal antibodies to a 28-mer peptide present within A4-amyloid are described. These antibodies exhibit unexpected specificity for amyloid plaque structures previously unrecognized in Alzheimer's disease brains. These monoclonal antibodies are useful as reagents for use in assays and imaging of A4-amyloid in Alzheimer's disease patients.

9 Claims, 1 Drawing figures
Exemplary Claim Number: 1
Number of Drawing Sheets: 1

Full	Title	Citation	Front	Review	Classification	Date	Reference	Sequence	Attachments	Claims	KWIC	Draw De
------	-------	----------	-------	--------	----------------	------	-----------	----------	-------------	--------	------	---------

 17. Document ID: US 5223409 A

L7: Entry 17 of 21

File: USPT

Jun 29, 1993

US-PAT-NO: 5223409

DOCUMENT-IDENTIFIER: US 5223409 A

TITLE: Directed evolution of novel binding proteins

DATE-ISSUED: June 29, 1993

INVENTOR-INFORMATION:

NAME	CITY	STATE	ZIP CODE	COUNTRY
Ladner; Robert C.	Ijamsville	MD		
Guterman; Sonia K.	Belmont	MA		
Roberts; Bruce L.	Milford	MA		
Markland; William	Milford	MA		
Ley; Arthur C.	Newton	MA		
Kent; Rachel B.	Boxborough	MA		

US-CL-CURRENT: [435/69.7](#); [435/252.3](#), [435/320.1](#), [435/472](#), [435/5](#), [435/69.1](#), [530/387.3](#), [530/387.5](#)

ABSTRACT:

In order to obtain a novel binding protein against a chosen target, DNA molecules, each encoding a protein comprising one of a family of similar potential binding domains and a structural signal calling for the display of the protein on the outer surface of a chosen bacterial cell, bacterial spore or phage (genetic package) are

introduced into a genetic package. The protein is expressed and the potential binding domain is displayed on the outer surface of the package. The cells or viruses bearing the binding domains which recognize the target molecule are isolated and amplified. The successful binding domains are then characterized. One or more of these successful binding domains is used as a model for the design of a new family of potential binding domains, and the process is repeated until a novel binding domain having a desired affinity for the target molecule is obtained. In one embodiment, the first family of potential binding domains is related to bovine pancreatic trypsin inhibitor, the genetic package is M13 phage, and the protein includes the outer surface transport signal of the M13 gene III protein.

66 Claims, 16 Drawing figures
Exemplary Claim Number: 1
Number of Drawing Sheets: 16

Full	Title	Citation	Front	Review	Classification	Date	Reference	Sequences	Attachments	Claims	KWIC	Draw. De
------	-------	----------	-------	--------	----------------	------	-----------	-----------	-------------	--------	------	----------

18. Document ID: US 5218100 A

L7: Entry 18 of 21

File: USPT

Jun 8, 1993

US-PAT-NO: 5218100
DOCUMENT-IDENTIFIER: US 5218100 A

TITLE: DNA encoding for the precursor protein of APC polypeptide associated with Alzheimer's disease

DATE-ISSUED: June 8, 1993

INVENTOR-INFORMATION:

NAME	CITY	STATE	ZIP CODE	COUNTRY
Muller-Hill; Benno	Cologne			DE
Kang; Jie	Bonn			DE
Lemaire; Hans-Georg	Cologne			DE
Unterbeck; Axel	West Haven	CT		

US-CL-CURRENT: 536/23.5; 530/350, 530/388.1

ABSTRACT:

The present invention relates to the precursor protein of amyloid plaque core (APC) polypeptide, to fragments of the precursor protein and to the diagnostic use of the precursor protein and of the fragments. Furthermore, the invention relates to the DNA coding for the precursor protein, to fragments of this DNA and to the diagnostic use of the DNA and of the fragments.

3 Claims, 3 Drawing figures
Exemplary Claim Number: 1
Number of Drawing Sheets: 3

Full	Title	Citation	Front	Review	Classification	Date	Reference	Sequences	Attachments	Claims	KWIC	Draw. De
------	-------	----------	-------	--------	----------------	------	-----------	-----------	-------------	--------	------	----------

19. Document ID: US 5182107 A

L7: Entry 19 of 21

File: USPT

Jan 26, 1993

US-PAT-NO: 5182107

DOCUMENT-IDENTIFIER: US 5182107 A

TITLE: Transferrin receptor specific antibody-neuropharmaceutical or diagnostic agent conjugates

DATE-ISSUED: January 26, 1993

INVENTOR-INFORMATION:

NAME	CITY	STATE	ZIP CODE	COUNTRY
Friden; Phillip M.	Bedford	MA		

US-CL-CURRENT: 424/179.1; 424/143.1, 424/178.1, 424/94.1, 514/21, 530/387.3, 530/388.22, 530/391.1, 530/391.7, 530/391.9 , 530/399

ABSTRACT:

The present invention pertains to a method for delivering a neuropharmaceutical or diagnostic agent across the blood brain barrier to the brain of a host. The method comprises administering to the host a therapeutically effective amount of an antibody-neuropharmaceutical or diagnostic agent conjugate wherein the antibody is reactive with a transferrin receptor. Other aspects of this invention include a delivery system comprising an antibody reactive with a transferrin receptor linked to a neuropharmaceutical or diagnostic agent and methods for treating hosts afflicted with a disease associated with a neurological disorder.

27 Claims, 10 Drawing figures

Exemplary Claim Number: 1

Number of Drawing Sheets: 8

Full	Title	Citation	Front	Review	Classification	Date	Reference	Sequences	Attachments	Claims	KWIC	Draw De
------	-------	----------	-------	--------	----------------	------	-----------	-----------	-------------	--------	------	---------

 20. Document ID: JP 02138995 A

L7: Entry 20 of 21

File: JPAB

May 28, 1990

PUB-NO: JP402138995A

DOCUMENT-IDENTIFIER: JP 02138995 A

TITLE: MONOCLONAL ANTIBODY AGAINST NOVEL PROTEIN

PUBN-DATE: May 28, 1990

INVENTOR-INFORMATION:

NAME	COUNTRY
KITAGUCHI, NOBUYA	
ITO, HIRATAKA	
TAKAHASHI, YASUYUKI	

TOKUSHIMA, YASUO

US-CL-CURRENT: 530/388.1

INT-CL (IPC): C12P 21/08; C12N 5/20; G01N 33/53; G01N 33/577; C07K 7/06; C07K 7/08; C07K 13/00; C07K 15/12; C12N 15/06

ABSTRACT:

PURPOSE: To obtain a monoclonal antibody against protein by cultivating mouse fused cell strain ADI 1-7-5-2, mouse fused cell strain ADI 1-4-6-1, mouse fused cell strain ADI 1-05-44-2, etc.

CONSTITUTION: A monoclonal antibody producing strain such as mouse fused cell strain ADI 1-7-5-2, mouse fused cell strain ADI 1-05-44-2 or mouse fused cell strain ADI-5-3-7 is prepared by cell fusion method and the antibody-forming strain is cultured to give a monoclonal antibody. The prepared monoclonal antibody is a monoclonal antibody specific to amino acid sequence having continuous five or more residues among amino acid sequence of amyloid precursor protein of human cerebral senile spot having inhibitory activity against protease and is useful for diagnosing cerebral nerve dysbolism including senile dementia.

COPYRIGHT: (C)1990, JPO&Japio

Full	Title	Citation	Front	Review	Classification	Date	Reference	References	Attachments	Claims	KWIC	Draw. De
------	-------	----------	-------	--------	----------------	------	-----------	------------	-------------	--------	------	----------

 21. Document ID: WO 9012871 A1

L7: Entry 21 of 21

File: EPAB

Nov 1, 1990

PUB-NO: WO009012871A1

DOCUMENT-IDENTIFIER: WO 9012871 A1

TITLE: CEREBROVASCULAR AMYLOID PROTEIN-SPECIFIC MONOCLONAL ANTIBODY SV17-6E10

PUBN-DATE: November 1, 1990

INVENTOR-INFORMATION:

NAME	COUNTRY
KIM, KWANG S	US
WISNIEWSKI, HENRYK M	US
WEN, GUANG Y	US
CHEN, CHENG-MO JAMES	US
SAPIENZA, VICTOR J	US

US-CL-CURRENT: 435/332; 435/FOR.111, 530/388.1

INT-CL (IPC): C07K 15/28; C12N 5/20; G01N 33/533; G01N 33/534; G01N 33/535

EUR-CL (EPC): C07K016/18; C07K014/47

ABSTRACT:

Disclosed is monoclonal antibody SV17-6E10 and a specific-binding fragment thereof which is specifically reactive with a peptide whose concentration level is elevated in individuals having Down's syndrome or Alzheimer's disease as compared to individuals of substantially the same age who are not so-afflicted and which does

not react with other peptides of human origin. Also disclosed is a hybridoma cell line capable of producing the monoclonal antibody, a reagent composition which incorporates the monoclonal antibody or specific-binding fragments thereof and an immunoassay method for their use.

Full	Title	Citation	Front	Review	Classification	Date	Reference	Abstracts	Documents	Claims	KWIC	Draw D
------	-------	----------	-------	--------	----------------	------	-----------	-----------	-----------	--------	------	--------

Clear	Generate Collection	Print	Fwd Refs	Bkwd Refs	Generate OACS
-------	---------------------	-------	----------	-----------	---------------

Terms	Documents
(L5) AND @AY <= 1994	21

Display Format:

[Previous Page](#) [Next Page](#) [Go to Doc#](#)

Hit List

Clear

Generate Collection

Print

Fwd Refs

Bkwd Refs

Generate OACS

Search Results - Record(s) 1 through 23 of 23 returned.

1. Document ID: US 5348963 A

L10: Entry 1 of 23

File: USPT

Sep 20, 1994

US-PAT-NO: 5348963

DOCUMENT-IDENTIFIER: US 5348963 A

TITLE: Method of screening for modulators of amyloid formation

DATE-ISSUED: September 20, 1994

INVENTOR-INFORMATION:

NAME	CITY	STATE	ZIP CODE	COUNTRY
Gandy; Samuel E.	New York	NY		
Caporaso; Gregg L.	New York	NY		
Greengard; Paul	New York	NY		

US-CL-CURRENT: [514/313](#); [206/569](#), [435/7.21](#), [436/507](#), [514/453](#), [514/468](#), [514/510](#), [514/691](#), [514/729](#), [514/739](#), [514/766](#)

ABSTRACT:

Agents which modulate or affect the intracellular trafficking and processing of proteins in the mammalian cell can be utilized to affect the trafficking and processing of APP, thereby inhibiting production of Alzheimer type amyloidosis. Particularly useful agents are chloroquine and its related derivatives such as primaquine.

1 Claims, 16 Drawing figures

Exemplary Claim Number: 1

Number of Drawing Sheets: 6

Full	Title	Citation	Front	Review	Classification	Date	Reference	Sequence	Attachment	Claims	KWIC	Draw. De
------	-------	----------	-------	--------	----------------	------	-----------	----------	------------	--------	------	----------

2. Document ID: US 5292652 A

L10: Entry 2 of 23

File: USPT

Mar 8, 1994

US-PAT-NO: 5292652

DOCUMENT-IDENTIFIER: US 5292652 A

TITLE: Amyloidin protease and uses thereof

DATE-ISSUED: March 8, 1994

INVENTOR-INFORMATION:

NAME	CITY	STATE	ZIP CODE	COUNTRY
Dovey; Harry F.	Pacifica	CA		
Seubert; Peter A.	San Mateo	CA		
Sinha; Sukanto	San Francisco	CA		

US-CL-CURRENT: 435/226; 435/219

ABSTRACT:

A proteolytic enzyme isolated from human tissue which exhibits a proteolytic activity to hydrolyze Met-Asp peptide bond in an amyloid-like substrate is disclosed. This enzyme has been designated "amyloidin" because it proteolytically cleaves a Met-Asp bond similar to the one present in the amyloid precursor protein to release a fragment having the mature Asp terminus of the .beta.-amyloid peptide. Antibodies to the amyloidin protease are also provided. Methods to isolate and purify the amyloidin protease are provided, as well as assays to screen for inhibitors of the amyloidin protease. Also disclosed is the gene encoding the protease and methods for expression of the protease by recombinant DNA means.

15 Claims, 5 Drawing figures
 Exemplary Claim Number: 1
 Number of Drawing Sheets: 4

Full	Title	Citation	Front	Review	Classification	Date	Reference	Sequences	Attachments	Claims	KWIC	Draw. De
------	-------	----------	-------	--------	----------------	------	-----------	-----------	-------------	--------	------	----------

 3. Document ID: US 5281521 A

L10: Entry 3 of 23

File: USPT

Jan 25, 1994

US-PAT-NO: 5281521

DOCUMENT-IDENTIFIER: US 5281521 A

TITLE: Modified avidin-biotin technique

DATE-ISSUED: January 25, 1994

INVENTOR-INFORMATION:

NAME	CITY	STATE	ZIP CODE	COUNTRY
Trojanowski; John Q.	Philadelphia	PA		
Lee; Virginia M-Y.	Philadelphia	PA		

US-CL-CURRENT: 435/7.5; 435/7.2, 435/7.92, 435/960, 435/962, 436/501, 436/548

ABSTRACT:

A method for preparing an antigen specific probe is provided by incubating a primary antigen specific monoclonal antibody with a biotinylated secondary antibody to produce a complex of the primary and secondary antibodies. The staining pattern produced by these probes reflects the specificity of the monoclonal antibody in the

complex and the labeling of irrelevant, endogenous immunoglobulins is reduced substantially. This novel, indirect immunohistochemical method can be used to study normal and diseased tissues using a variety of monoclonal antibodies.

8 Claims, 23 Drawing figures

Exemplary Claim Number: 1

Number of Drawing Sheets: 4

Full	Title	Citation	Front	Review	Classification	Date	Reference	Sequences	Attachments	Claims	KMIC	Draw. De
------	-------	----------	-------	--------	----------------	------	-----------	-----------	-------------	--------	------	----------

4. Document ID: US 5270165 A

L10: Entry 4 of 23

File: USPT

Dec 14, 1993

US-PAT-NO: 5270165

DOCUMENT-IDENTIFIER: US 5270165 A

**** See image for Certificate of Correction ****

TITLE: Method of diagnosis of amyloidoses

DATE-ISSUED: December 14, 1993

INVENTOR-INFORMATION:

NAME	CITY	STATE	ZIP CODE	COUNTRY
Van Nostrand; William E.	Irvine	CA		
Cunningham; Dennis D.	Laguna Beach	CA		
Wagner; Steven L.	La Jolla	CA		

US-CL-CURRENT: 435/7.1; 435/7.92, 435/7.93, 435/7.94, 435/7.95, 530/380, 530/387.9, 530/388.2

ABSTRACT:

A method of diagnosing a disease with cerebrovascular deposition of amyloid, including Alzheimer's disease, hereditary cerebral hemorrhage with amyloidosis-Dutch type and other amyloidoses, in a mammal is disclosed in which a sample of cerebrospinal fluid is obtained, the level of immunoreactivity toward a monoclonal antibody raised against native PN-2/.beta.APP or other amyloid precursor protein in the sample is measured, and this measured level is compared to the level of immunoreactivity toward this antibody in a sample from

NOTICE OF GOVERNMENT SUPPORT

This invention was made with Government support under Grant No. GM-31609 awarded by the National Institutes of Health. The Government has certain rights in this invention. American Cancer Society Grants CD 390 and BC 602/BE 22A provided further support for the development of this invention.

35 Claims, 32 Drawing figures

Exemplary Claim Number: 1

Number of Drawing Sheets: 16

Full	Title	Citation	Front	Review	Classification	Date	Reference	Sequences	Attachments	Claims	KIMC	Draw De
------	-------	----------	-------	--------	----------------	------	-----------	-----------	-------------	--------	------	---------

 5. Document ID: US 5262332 A

L10: Entry 5 of 23

File: USPT

Nov 16, 1993

US-PAT-NO: 5262332

DOCUMENT-IDENTIFIER: US 5262332 A

TITLE: Diagnostic method for Alzheimer's disease: examination of non-neural tissue

DATE-ISSUED: November 16, 1993

INVENTOR-INFORMATION:

NAME	CITY	STATE	ZIP CODE	COUNTRY
Selkoe; Dennis J.	Jamaica Plain	MA		

US-CL-CURRENT: [436/518](#); [435/167](#), [435/7.1](#), [435/7.9](#), [435/960](#), [436/174](#), [436/501](#),
[436/547](#), [436/548](#), [436/63](#), [436/811](#)

ABSTRACT:

This invention provides a method as well as a kit for diagnosing Alzheimer's disease. The method comprises the steps of obtaining a non-neural tissue biopsy sample, contacting at least a portion of the sample with a quantity of antibodies capable of identifying .beta.AP, a .beta.-amyloid precursor protein fragment comprising .beta.AP, or a .beta.AP peptide fragment of about 8 or more amino acids sufficient to allow detection of said protein, protein fragment or peptide fragment, and monitoring the extent of the reaction between the sample and the antibodies. The kit comprises antibodies specific for .beta.-amyloid protein, or a .beta.-amyloid precursor protein fragment comprising .beta.-amyloid protein, or a peptide fragment of .beta.-amyloid protein of at least about eight amino acids, and a means for detecting the extent of the reaction of the antibodies with a non-neural tissue sample.

20 Claims, 0 Drawing figures

Exemplary Claim Number: 1

Full	Title	Citation	Front	Review	Classification	Date	Reference	Sequences	Attachments	Claims	KIMC	Draw De
------	-------	----------	-------	--------	----------------	------	-----------	-----------	-------------	--------	------	---------

 6. Document ID: US 5242932 A

L10: Entry 6 of 23

File: USPT

Sep 7, 1993

US-PAT-NO: 5242932

DOCUMENT-IDENTIFIER: US 5242932 A

TITLE: Treatment of amyloidosis associated with Alzheimer disease

DATE-ISSUED: September 7, 1993

INVENTOR-INFORMATION:

NAME	CITY	STATE	ZIP CODE	COUNTRY
Gandy; Samuel E.	New York	NY		
Caporaso; Gregg L.	New York	NY		
Greengard; Paul	New York	NY		

US-CL-CURRENT: [514/313](#); [514/453](#), [514/468](#), [514/510](#), [514/691](#), [514/729](#), [514/739](#), [514/766](#)

ABSTRACT:

Agents which modulate or affect the intracellular trafficking and processing of proteins in the mammalian cell can be utilized to affect the trafficking and processing of APP, thereby inhibiting production of Alzheimer type amyloidosis. Particularly useful agents are chloroquine and its related derivatives such as primaquine.

8 Claims, 16 Drawing figures
 Exemplary Claim Number: 1
 Number of Drawing Sheets: 6

Full	Title	Citation	Front	Review	Classification	Date	Reference	Sequence	Attachments	Claims	KWIC	Draw De
------	-------	----------	-------	--------	----------------	------	-----------	----------	-------------	--------	------	---------

 7. Document ID: US 5234814 A

L10: Entry 7 of 23

File: USPT

Aug 10, 1993

US-PAT-NO: 5234814

DOCUMENT-IDENTIFIER: US 5234814 A

TITLE: Diagnostic assay for alzheimer's disease

DATE-ISSUED: August 10, 1993

INVENTOR-INFORMATION:

NAME	CITY	STATE	ZIP CODE	COUNTRY
Card; John P.	Wilmington	DE		
Davis; Leonard G.	Newark	DE		
Siman; Robert G.	Wilmington	DE		

US-CL-CURRENT: [435/7.21](#); [435/7.92](#), [436/516](#), [530/350](#), [530/395](#)

ABSTRACT:

A method to assist in the diagnosis of Alzheimer's disease comprising detecting, in bodily fluids, two APP-related proteins, in soluble form, said proteins have an apparent molecular size of about 130 kDa and about 35 kDa, and each of said proteins shares at least one epitope with the C-terminus of APP corresponding substantially to amino acids 676-695 of APP as shown in FIG. 1.

4 Claims, 5 Drawing figures
 Exemplary Claim Number: 1

Number of Drawing Sheets: 5

Full	Title	Citation	Front	Review	Classification	Date	Reference	Sequences	Attachments	Claims	KWIC	Draw De
------	-------	----------	-------	--------	----------------	------	-----------	-----------	-------------	--------	------	---------

 8. Document ID: US 5231170 A

L10: Entry 8 of 23

File: USPT

Jul 27, 1993

US-PAT-NO: 5231170

DOCUMENT-IDENTIFIER: US 5231170 A

TITLE: Antibodies to dense microspheres

DATE-ISSUED: July 27, 1993

INVENTOR-INFORMATION:

NAME	CITY	STATE	ZIP CODE	COUNTRY
Averback; Paul	Montreal, Quebec			CA

US-CL-CURRENT: 530/388.1; 435/70.21, 436/548, 530/388.85, 530/389.1, 530/839

ABSTRACT:

Dense microspheres can be extracted and purified to substantial homogeneity from mammalian brain tissue, and used in the screening of therapies for potential effectiveness in impeding the formation of amyloid fibrils associated with Alzheimer's disease and other forms of cerebral amyloidosis. Compounds that, at in-tissue concentrations of 10.^{sup.}-5 M or less, inhibit amyloid formation in a test animal injected intracerebrally with dense microspheres are particularly useful in inhibiting treating cerebral amyloidosis. Antibodies to DMS (dense microspheres) are also disclosed.

2 Claims, 0 Drawing figures

Exemplary Claim Number: 1

Full	Title	Citation	Front	Review	Classification	Date	Reference	Sequences	Attachments	Claims	KWIC	Draw De
------	-------	----------	-------	--------	----------------	------	-----------	-----------	-------------	--------	------	---------

 9. Document ID: US 5231000 A

L10: Entry 9 of 23

File: USPT

Jul 27, 1993

US-PAT-NO: 5231000

DOCUMENT-IDENTIFIER: US 5231000 A

TITLE: Antibodies to A4 amyloid peptide

DATE-ISSUED: July 27, 1993

INVENTOR-INFORMATION:

NAME	CITY	STATE	ZIP CODE	COUNTRY

Majocha; Ron	Wayland	MA
Marotta; Charles A.	Cambridge	MA
Zain; Sayeeda	Pittsford	NY

US-CL-CURRENT: [435/7.1](#); [435/331](#), [435/7.2](#), [435/7.21](#), [436/501](#), [436/506](#), [530/388.1](#)

ABSTRACT:

Monoclonal antibodies to a 28-mer peptide present within A4-amyloid are described. These antibodies exhibit unexpected specificity for amyloid plaque structures previously unrecognized in Alzheimer's disease brains. These monoclonal antibodies are useful as reagents for use in assays and imaging of A4-amyloid in Alzheimer's disease patients.

9 Claims, 1 Drawing figures
Exemplary Claim Number: 1
Number of Drawing Sheets: 1

Full	Title	Citation	Front	Review	Classification	Date	Reference	Sequence	Attachment	Claims	KM/C	Draw De
------	-------	----------	-------	--------	----------------	------	-----------	----------	------------	--------	------	---------

10. Document ID: US 5223482 A

L10: Entry 10 of 23

File: USPT

Jun 29, 1993

US-PAT-NO: 5223482
DOCUMENT-IDENTIFIER: US 5223482 A

TITLE: Recombinant Alzheimer's protease inhibitory amyloid protein and method of use

DATE-ISSUED: June 29, 1993

INVENTOR-INFORMATION:

NAME	CITY	STATE	ZIP CODE	COUNTRY
Schilling, Jr.; James W.	Palo Alto	CA		
Ponte; Phyllis A.	Mountain View	CA		
Cordell; Barbara	Palo Alto	CA		

US-CL-CURRENT: [514/12](#); [435/69.2](#), [435/910](#), [530/324](#), [530/350](#), [530/839](#)

ABSTRACT:

DNA sequences encoding .beta.-amyloid-related proteins associated with Alzheimer's disease are disclosed. Also provided herein is a DNA sequence encoding a novel protease inhibitor. These sequences are used in producing or constructing recombinant .beta.-amyloid core protein, .beta.-amyloid-related proteins and recombinant or synthetic immunogenic peptides. Antibodies generated against the recombinant proteins or immunogenic peptides derived therefrom can be used for cerebral fluid or serum protein diagnosis of Alzheimer's disease.

10 Claims, 28 Drawing figures
Exemplary Claim Number: 1

Number of Drawing Sheets: 25

Full	Title	Citation	Front	Review	Classification	Date	Reference	Sequence	Attachments	Claims	KWC	Draw. De
------	-------	----------	-------	--------	----------------	------	-----------	----------	-------------	--------	-----	----------

 11. Document ID: US 5223409 A

L10: Entry 11 of 23

File: USPT

Jun 29, 1993

US-PAT-NO: 5223409

DOCUMENT-IDENTIFIER: US 5223409 A

TITLE: Directed evolution of novel binding proteins

DATE-ISSUED: June 29, 1993

INVENTOR-INFORMATION:

NAME	CITY	STATE	ZIP CODE	COUNTRY
Ladner; Robert C.	Ijamsville	MD		
Guterman; Sonia K.	Belmont	MA		
Roberts; Bruce L.	Milford	MA		
Markland; William	Milford	MA		
Ley; Arthur C.	Newton	MA		
Kent; Rachel B.	Boxborough	MA		

US-CL-CURRENT: 435/69.7; 435/252.3, 435/320.1, 435/472, 435/5, 435/69.1, 530/387.3, 530/387.5

ABSTRACT:

In order to obtain a novel binding protein against a chosen target, DNA molecules, each encoding a protein comprising one of a family of similar potential binding domains and a structural signal calling for the display of the protein on the outer surface of a chosen bacterial cell, bacterial spore or phage (genetic package) are introduced into a genetic package. The protein is expressed and the potential binding domain is displayed on the outer surface of the package. The cells or viruses bearing the binding domains which recognize the target molecule are isolated and amplified. The successful binding domains are then characterized. One or more of these successful binding domains is used as a model for the design of a new family of potential binding domains, and the process is repeated until a novel binding domain having a desired affinity for the target molecule is obtained. In one embodiment, the first family of potential binding domains is related to bovine pancreatic trypsin inhibitor, the genetic package is M13 phage, and the protein includes the outer surface transport signal of the M13 gene III protein.

66 Claims, 16 Drawing figures

Exemplary Claim Number: 1

Number of Drawing Sheets: 16

Full	Title	Citation	Front	Review	Classification	Date	Reference	Sequence	Attachments	Claims	KWC	Draw. De
------	-------	----------	-------	--------	----------------	------	-----------	----------	-------------	--------	-----	----------

12. Document ID: US 5221607 A

L10: Entry 12 of 23

File: USPT

Jun 22, 1993

US-PAT-NO: 5221607

DOCUMENT-IDENTIFIER: US 5221607 A

TITLE: Assays and reagents for amyloid deposition

DATE-ISSUED: June 22, 1993

INVENTOR-INFORMATION:

NAME	CITY	STATE	ZIP CODE	COUNTRY
Cordell; Barbara	Palo Alto	CA		
Wolf; David	Palo Alto	CA		

US-CL-CURRENT: 435/6; 435/320.1, 435/7.21, 435/70.1, 435/70.3, 436/811, 530/300, 530/350, 530/806, 530/839, 536/23.5

ABSTRACT:

The present invention provides an in vitro tissue culture-based assay for amyloid deposition specific for Alzheimer's disease which is suitable for routine drug screening analysis. Immunological diagnostic reagents for Alzheimer's disease are also provided.

7 Claims, 4 Drawing figures

Exemplary Claim Number: 1

Number of Drawing Sheets: 4

Full	Title	Citation	Front	Review	Classification	Date	Reference	Sequence	Attachment	Claims	KWIC	Draw. D
------	-------	----------	-------	--------	----------------	------	-----------	----------	------------	--------	------	---------

 13. Document ID: US 5220013 A

L10: Entry 13 of 23

File: USPT

Jun 15, 1993

US-PAT-NO: 5220013

DOCUMENT-IDENTIFIER: US 5220013 A

TITLE: DNA sequence useful for the detection of Alzheimer's disease

DATE-ISSUED: June 15, 1993

INVENTOR-INFORMATION:

NAME	CITY	STATE	ZIP CODE	COUNTRY
Ponte; Phyllis A.	Mountain View	CA		
Cordell; Barbara	Palo Alto	CA		

US-CL-CURRENT: 536/23.5; 435/6, 436/84, 530/324, 536/24.31

ABSTRACT:

DNA sequences encoding the beta-amyloid core protein, and beta-amyloid-related proteins associated with Alzheimer's disease are disclosed. These sequences are used in producing or constructing recombinant beta-amyloid core protein, beta-amyloid-related proteins and recombinant or synthetic immunogenic peptides. These sequences are also used to identify genomic mutations and/or restriction site alterations which are associated with a predisposition to Alzheimer's disease, for purposes of genetic screening. Antibodies generated against the recombinant proteins or immunogenic peptides derived therefrom can be used for cerebral fluid or serum protein diagnosis of Alzheimer's disease.

5 Claims, 14 Drawing figures
 Exemplary Claim Number: 1
 Number of Drawing Sheets: 25

Full	Title	Citation	Front	Review	Classification	Date	Reference	Sequences	Attachments	Claims	KWIC	Draw. De
------	-------	----------	-------	--------	----------------	------	-----------	-----------	-------------	--------	------	----------

14. Document ID: US 5218100 A

L10: Entry 14 of 23

File: USPT

Jun 8, 1993

US-PAT-NO: 5218100
 DOCUMENT-IDENTIFIER: US 5218100 A

TITLE: DNA encoding for the precursor protein of APC polypeptide associated with Alzheimer's disease

DATE-ISSUED: June 8, 1993

INVENTOR-INFORMATION:

NAME	CITY	STATE	ZIP CODE	COUNTRY
Muller-Hill; Benno	Cologne			DE
Kang; Jie	Bonn			DE
Lemaire; Hans-Georg	Cologne			DE
Unterbeck; Axel	West Haven	CT		

US-CL-CURRENT: 536/23.5; 530/350, 530/388.1

ABSTRACT:

The present invention relates to the precursor protein of amyloid plaque core (APC) polypeptide, to fragments of the precursor protein and to the diagnostic use of the precursor protein and of the fragments. Furthermore, the invention relates to the DNA coding for the precursor protein, to fragments of this DNA and to the diagnostic use of the DNA and of the fragments.

3 Claims, 3 Drawing figures
 Exemplary Claim Number: 1
 Number of Drawing Sheets: 3

Full	Title	Citation	Front	Review	Classification	Date	Reference	Sequences	Attachments	Claims	KWIC	Draw. De
------	-------	----------	-------	--------	----------------	------	-----------	-----------	-------------	--------	------	----------

15. Document ID: US 5213962 A

L10: Entry 15 of 23

File: USPT

May 25, 1993

US-PAT-NO: 5213962

DOCUMENT-IDENTIFIER: US 5213962 A

TITLE: Purification, detection and methods of use of protease Nexin-2

DATE-ISSUED: May 25, 1993

INVENTOR-INFORMATION:

NAME	CITY	STATE	ZIP CODE	COUNTRY
Van Nostrand; William E.	Irvine	CA		
Cunningham; Dennis D.	Laguna Beach	CA		
Wagner; Steven L.	Balboa Island	CA		

US-CL-CURRENT: 435/7.1; 435/7.2, 435/7.21, 435/7.9, 435/7.92, 436/548

ABSTRACT:

Immunopurification of Protease Nexin-2 and .beta. amyloid precursor protein is disclosed. Methods of detecting Protease Nexin-2 and the use of these methods in the diagnosis of Alzheimer's disease and other conditions are also disclosed. Additionally, pharmaceutical preparations including Protease Nexin-2 or modified forms thereof are disclosed. Medical uses for the pharmaceutical preparations are also disclosed. These uses include the treatment and prevention of amyloid plaques in Alzheimer's disease and Down's Syndrome

30 Claims, 20 Drawing figures

Exemplary Claim Number: 1

Number of Drawing Sheets: 9

Full	Title	Citation	Front	Review	Classification	Date	Reference	Sequences	Attachments	Claims	WWW	Draw De
------	-------	----------	-------	--------	----------------	------	-----------	-----------	-------------	--------	-----	---------

 16. Document ID: US 5187153 A

L10: Entry 16 of 23

File: USPT

Feb 16, 1993

US-PAT-NO: 5187153

DOCUMENT-IDENTIFIER: US 5187153 A

TITLE: Methods of treatment using Alzheimer's amyloid polypeptide derivatives

DATE-ISSUED: February 16, 1993

INVENTOR-INFORMATION:

NAME	CITY	STATE	ZIP CODE	COUNTRY
Cordell; Barbara	Palo Alto	CA		
Schilling; James W.	Palo Alto	CA		
Katunuma; Nobuhiko	Tokushima			JP

US-CL-CURRENT: [514/12](#); [424/94.64](#), [514/2](#), [530/324](#), [930/250](#)

ABSTRACT:

Pharmaceutical compositions containing a 57 amino acid protease inhibitor and uses for those compositions are taught. The protease inhibitor is referred to as A4i which is associated with Alzheimer's disease. In addition to the A4i protease, other analogs are taught as are pharmaceutical compositions containing such analogs and their uses in treating a variety of abnormalities associated with Kunitz-type basic protease inhibitors. For example, it has been found that pharmaceutical compositions containing A4i protease and analogs thereof inhibit plasmin and tryptase, and also inhibit pancreatic trypsin, alpha-chymotrypsin, tissue kallikrein and serum kallikrein. In that certain diseases are associated with a general release of proteases such as trypsin, chymotrypsin and elastase into the circulatory system pharmaceutical compositions containing A4i and analogs thereof can be used in the management of such diseases.

3 Claims, 25 Drawing figures
Exemplary Claim Number: 1
Number of Drawing Sheets: 25

Full	Title	Citation	Front	Review	Classification	Date	Reference	Sequences	Attachments	Claims	KWIC	Draw. De
------	-------	----------	-------	--------	----------------	------	-----------	-----------	-------------	--------	------	----------

17. Document ID: US 5134121 A

L10: Entry 17 of 23

File: USPT

Jul 28, 1992

US-PAT-NO: 5134121
DOCUMENT-IDENTIFIER: US 5134121 A

TITLE: Nerve growth factor peptides

DATE-ISSUED: July 28, 1992

INVENTOR-INFORMATION:

NAME	CITY	STATE	ZIP CODE	COUNTRY
Mobley; William C.	Moraga	CA		
Longo; Frank M.	San Francisco	CA		
Kauer; James C.	Kennett Square	PA		

US-CL-CURRENT: [514/14](#); [514/15](#), [514/16](#), [514/17](#), [514/18](#), [530/326](#), [530/327](#), [530/328](#), [530/329](#), [530/330](#), [530/839](#), [930/120](#), [930/DIG.800](#)

ABSTRACT:

The present invention provides both agonist and antagonist nerve growth factor peptides. The NGF blocking peptides can be used to inhibit the expression of mRNA and their encoded proteins whose expression is stimulated by NGF, such as .beta.-protein precursor and prion proteins, which proteins or their products are associated with neurodegenerative disorders, whereas the NGF agonist peptides can be used to treat neoplastic disorders such as neuroblastomas.

9 Claims, 8 Drawing figures

Exemplary Claim Number: 1
 Number of Drawing Sheets: 7

Full	Title	Citation	Front	Review	Classification	Date	Reference	Sequence	Attachment	Claims	KWC	Draw De
------	-------	----------	-------	--------	----------------	------	-----------	----------	------------	--------	-----	---------

18. Document ID: US 4919915 A

L10: Entry 18 of 23

File: USPT

Apr 24, 1990

US-PAT-NO: 4919915
 DOCUMENT-IDENTIFIER: US 4919915 A

TITLE: Method for detecting the ability to prevent red-to-green congophilic birefringence

DATE-ISSUED: April 24, 1990

INVENTOR-INFORMATION:

NAME	CITY	STATE	ZIP CODE	COUNTRY
Averback; Paul	St. Liguori, Quebec			CA

US-CL-CURRENT: 435/40.52; 435/4, 436/164, 436/174, 436/177, 436/183, 436/2, 436/811

ABSTRACT:

A method for detecting the ability of a compound to prevent development of red-to-green congophilic birefringence. The method is carried out by contacting the compound with dense microspheres which are derived from mammalian brain tissue and which, when disrupted, display red-to-green congophilic birefringence upon staining with Congo Red dye under conditions such that said dense microspheres are disrupted. Thereafter the disrupted dense microspheres are stained with Congo Red dye and any development of red-to-green congophilic birefringence in the stained disrupted dense microspheres is detected.

13 Claims, 2 Drawing figures
 Exemplary Claim Number: 1
 Number of Drawing Sheets: 1

Full	Title	Citation	Front	Review	Classification	Date	Reference	Sequence	Attachment	Claims	KWC	Draw De
------	-------	----------	-------	--------	----------------	------	-----------	----------	------------	--------	-----	---------

19. Document ID: DE 69432629 E, WO 9417197 A1, JP 06516868 X, EP 683234 A1, US 5750349 A, US 5955317 A, EP 1308461 A2, EP 683234 B1

L10: Entry 19 of 23

File: DWPI

Jun 12, 2003

DERWENT-ACC-NO: 1994-264110
 DERWENT-WEEK: 200346
 COPYRIGHT 2005 DERWENT INFORMATION LTD

TITLE: Antibodies recognising specific parts of beta-amyloid - can be used for diagnosis of diseases implicating beta-amyloid, such as Alzheimer's disease

INVENTOR: KITADA, C; ODAKA, A ; SUZUKI, N

PRIORITY-DATA: 1993JP-0334773 (December 28, 1993), 1993JP-0010132 (January 25, 1993), 1993JP-0019035 (February 5, 1993), 1993JP-0286985 (November 16, 1993)

PATENT-FAMILY:

PUB-NO	PUB-DATE	LANGUAGE	PAGES	MAIN-IPC
<u>DE 69432629 E</u>	June 12, 2003		000	C12P021/08
<u>WO 9417197 A1</u>	August 4, 1994		000	C12P021/08
<u>JP 06516868 X</u>	March 2, 1995		000	C07K016/18
<u>EP 683234 A1</u>	November 22, 1995	E	066	C12P021/08
<u>US 5750349 A</u>	May 12, 1998		000	G01N033/53
<u>US 5955317 A</u>	September 21, 1999		000	C12P021/04
<u>EP 1308461 A2</u>	May 7, 2003	E	000	C07K016/18
<u>EP 683234 B1</u>	May 7, 2003	E	000	C12P021/08

INT-CL (IPC): C07 K 15/06; C07 K 15/28; C07 K 16/00; C07 K 16/06; C07 K 16/18; C07 K 16/28; C12 N 5/00; C12 N 5/20; C12 N 15/00; C12 P 5/20; C12 P 15/06; C12 P 21/04; C12 P 21/08; G01 N 33/53; C12 P 21/08; C12 R 1:91; C12 P 21/08; C12 R 1:91; C12 P 21/08; C12 R 1:91

ABSTRACTED-PUB-NO: US 5750349A

BASIC-ABSTRACT:

Antibodies which recognise specific portions (N-terminal, central or C-terminal) of the beta-amyloid molecule and its derivatives are new. The antibodies are pref. monoclonal.

(a) C-terminal: antibodies recognising a peptide corresponding to positions (25-35) of the beta-amyloid molecule but not (35-43); recognising (35-43) but not (25-35); or not recognising either of these. (b) N-terminal: antibodies recognising (1-16) and/or (1-28). (c) Central: antibodies recognising (18-28). (d) Monoclonal antibodies specifically claimed: BAN-052a and BAN-50a, recognising N-terminal sequences (1-16) and (1-28).

Hybridomas are produced by the fusion of spleen cells of mice immunised against a beta-amyloid peptide, with a myeloma cell line such as P3U1, NS-1, AP-1 or SP2/0. The hybridomas are then screened for the production of appropriate antibody.

USE/ADVANTAGE - Assay of beta-amyloid and its derivatives in biological samples, using these antibodies or combinations of them, for the diagnosis of diseases in which beta-amyloid or its derivatives are implicated, such as Alzheimer's disease. The antibodies can also be used in the production of agents for the treatment and prevention of Alzheimer's disease.

ABSTRACTED-PUB-NO:

US 5955317A EQUIVALENT-ABSTRACTS:

Antibodies which recognise specific portions (N-terminal, central or C-terminal) of the beta-amyloid molecule and its derivatives are new. The antibodies are pref. monoclonal.

(a) C-terminal: antibodies recognising a peptide corresponding to positions (25-35) of the beta-amyloid molecule but not (35-43); recognising (35-43) but not (25-35); or not recognising either of these. (b) N-terminal: antibodies recognising (1-16) and/or (1-28). (c) Central: antibodies recognising (18-28). (d) Monoclonal antibodies specifically claimed: BAN-052a and BAN-50a, recognising N-terminal

sequences (1-16) and (1-28).

Hybridomas are produced by the fusion of spleen cells of mice immunised against a beta-amyloid peptide, with a myeloma cell line such as P3U1, NS-1, AP-1 or SP2/0. The hybridomas are then screened for the production of appropriate antibody.

USE/ADVANTAGE - Assay of beta-amyloid and its derivatives in biological samples, using these antibodies or combinations of them, for the diagnosis of diseases in which beta-amyloid or its derivatives are implicated, such as Alzheimer's disease. The antibodies can also be used in the production of agents for the treatment and prevention of Alzheimer's disease.

Antibodies which recognise specific portions (N-terminal, central or C-terminal) of the beta-amyloid molecule and its derivatives are new. The antibodies are pref. monoclonal.

(a) C-terminal: antibodies recognising a peptide corresponding to positions (25-35) of the beta-amyloid molecule but not (35-43); recognising (35-43) but not (25-35); or not recognising either of these. (b) N-terminal: antibodies recognising (1-16) and/or (1-28). (c) Central: antibodies recognising (18-28). (d) Monoclonal antibodies specifically claimed: BAN-052a and BAN-50a, recognising N-terminal sequences (1-16) and (1-28).

Hybridomas are produced by the fusion of spleen cells of mice immunised against a beta-amyloid peptide, with a myeloma cell line such as P3U1, NS-1, AP-1 or SP2/0. The hybridomas are then screened for the production of appropriate antibody.

USE/ADVANTAGE - Assay of beta-amyloid and its derivatives in biological samples, using these antibodies or combinations of them, for the diagnosis of diseases in which beta-amyloid or its derivatives are implicated, such as Alzheimer's disease. The antibodies can also be used in the production of agents for the treatment and prevention of Alzheimer's disease.

WO 9417197A

Full	Title	Citation	Front	Review	Classification	Date	Reference	Sequences	Attachments	Claims	KWIC	Draw De
------	-------	----------	-------	--------	----------------	------	-----------	-----------	-------------	--------	------	---------

20. Document ID: US 5270165 A

L10: Entry 20 of 23

File: DWPI

Dec 14, 1993

DERWENT-ACC-NO: 1993-404921

DERWENT-WEEK: 199350

COPYRIGHT 2005 DERWENT INFORMATION LTD

TITLE: Diagnosis of Alzheimer's disease and other amyloidoses - by detecting lowered levels of amyloid precursor protein in cerebrospinal fluid of a patient

INVENTOR: CUNNINGHAM, D D; VAN NOSTRAND, W E ; WAGNER, S L

PRIORITY-DATA: 1991US-0779070 (October 15, 1991), 1990US-0513786 (April 24, 1990)

PATENT-FAMILY:

PUB-NO	PUB-DATE	LANGUAGE	PAGES	MAIN-IPC
<u>US 5270165 A</u>	December 14, 1993		038	G01N033/53

INT-CL (IPC): G01N 33/53

ABSTRACTED-PUB-NO: US 5270165A
BASIC-ABSTRACT:

Diagnosing Alzheimer's Disease (AD) in a mammal comprises; (a) obtg. a sample of cerebrospinal fluid (CSF) from the mammal, (b) measuring the level of immunoreactivity toward a monoclonal antibody (MAb) raised against native protease nexin-2 (PN-2)/ beta-amyloid precursor protein (bAPP) in the sample, and (c) determining the level of immunoreactivity toward the antibody in a sample from a similar mammal known to be free of AD, whereby a lower level measured in step (b) than in step (c) indicates a likelihood of AD.

Also claimed is the method of diagnosing AD in a mammal by (a) obtd. a sample with a vol. less than 100 micro-l or CSF from the mammal, (b) measuring the level of PN-2/bAPP in the sample and (c) determining the level of PN-2/bAPP in a sample of the same vol. of CSF from a similar mammal known to be free of AD, whereby a lower level measured in step (b) indicates a likelihood of AD.

Used for the diagnosis of AD and other diseases such as Hereditary Cerebral Haemorrhage with Amyloidosis, Dutch or Icelandic type (claimed). Can be used to diagnose the diseases prior to any clinical manifestations of the diseases.

Full	Title	Citation	Front	Review	Classification	Date	Reference	Sequences	Attachments	Claims	KWIC	Draw. De
------	-------	----------	-------	--------	----------------	------	-----------	-----------	-------------	--------	------	----------

21. Document ID: WO 9116628 A, EP 527823 A1, US 5213962 A, JP 05506990 W, EP 527823 A4, US 5427931 A

L10: Entry 21 of 23

File: DWPI

Oct 31, 1991

DERWENT-ACC-NO: 1991-339971
DERWENT-WEEK: 200152
COPYRIGHT 2005 DERWENT INFORMATION LTD

TITLE: Detecting circulating levels of amyloid precursor protein - for use in diagnosing neuro:degenerative conditions e.g. Alzheimer's disease and Down's syndrome

INVENTOR: CUNNINGHAM, D D; VAN NOSTRAND, W E ; WAGNER, S L ; VANNOSTRAN, W E

PRIORITY-DATA: 1990US-0513786 (April 24, 1990), 1992US-0924417 (July 30, 1992), 1993US-0056423 (April 27, 1993)

PATENT-FAMILY:

PUB-NO	PUB-DATE	LANGUAGE	PAGES	MAIN-IPC
<u>WO 9116628 A</u>	October 31, 1991		000	
<u>EP 527823 A1</u>	February 24, 1993	E	054	G01N033/53
<u>US 5213962 A</u>	May 25, 1993		023	C12Q001/70
<u>JP 05506990 W</u>	October 14, 1993		017	C12P021/08
<u>EP 527823 A4</u>	April 6, 1994		000	
<u>US 5427931 A</u>	June 27, 1995		022	C12P021/08

INT-CL (IPC): A61K 39/395; C12P 21/08; C12Q 1/70; G01N 33/53

ABSTRACTED-PUB-NO: US 5213962A

BASIC-ABSTRACT:

The method comprises obtaining platelets from a patient and determining the presence or level of amyloid precursor protein (APP) in the platelets. The platelets may be lysed before determination or may be activated with a platelet agonist e.g. thrombin and collagen.

Also claimed are a MAb specific to protease nexin-2 (PN-2) or beta-APP and a recombinant cell line that expresses PN-2 which lacks a portion of the A4 region.

USE/ADVANTAGE - The method is used to diagnose neurodegenerative conditions e.g. Alzheimer's disease and Down's syndrome, by determining levels of PN-2 or beta-APP in platelets. PN-2 is used to inhibit deposition of amyloid plaques by inhibiting cleavage of APP to release A4 in preventing further neurodegeneration. This has application in the treatment of stroke, myocardial infarction and phlebitis. Antibodies to PN-s are used to diagnose Alzheimer's disease at autopsy.

ABSTRACTED-PUB-NO:

US 5427931A EQUIVALENT-ABSTRACTS:

Method of diagnosing a neurodegenerative condition associated with cerebral deposition of amyloid, comprises (a) obtaining a platelet sample; (b) determining the secreted forms of beta-AIP in the sample; and (c) comparing the level with normal levels, where a decreased level is indicative of the condition.

USE/ADVANTAGE - For diagnosing Alzheimer's disease and Down syndrome. Diagnosis is early

Hybridoma strain ATCC HB-10424 produces a monoclonal antibody that binds specifically with an epitope on natural secreted forms of beta-amyloid precursor protein and one or more proteins produced in neuroblastoma cell cultures.

USE/ADVANTAGE - The prods. provide a means of determining amyloid precursor protein and related fragments in blood platelet samples for the diagnosis of neurodegenerative conditions, e.g. Alzheimer's disease.

ADVANTAGE - The prods. facilitate the early diagnosis of these conditions and possible therapy.

WO 9116628A

Full	Title	Citation	Front	Review	Classification	Date	Reference	Explanations	Attachments	Claims	KWOC	Draw. Des
------	-------	----------	-------	--------	----------------	------	-----------	--------------	-------------	--------	------	-----------

22. Document ID: WO 9104339 A, AU 9064311 A, EP 493470 A1, JP 05502368 W, US 5221607 A, AU 641434 B, EP 493470 A4, CA 2065404 C

L10: Entry 22 of 23

File: DWPI

Apr 4, 1991

DERWENT-ACC-NO: 1991-117526

DERWENT-WEEK: 200306

COPYRIGHT 2005 DERWENT INFORMATION LTD

TITLE: In vitro tissue culture-based assay for amyloid deposition - specific for Alzheimer's disease, useful for drug screening analysis

INVENTOR: CORDELL, B; WOLF, D

PRIORITY-DATA: 1989US-0408767 (September 18, 1989), 1991US-0785142 (October 29, 1991)

PATENT-FAMILY:

PUB-NO	PUB-DATE	LANGUAGE	PAGES	MAIN-IPC
<u>WO 9104339 A</u>	April 4, 1991		000	
<u>AU 9064311 A</u>	April 18, 1991		000	
<u>EP 493470 A1</u>	July 8, 1992	E	035	C12Q001/68
<u>JP 05502368 W</u>	April 28, 1993		012	C12Q001/68
<u>US 5221607 A</u>	June 22, 1993		013	C12Q001/68
<u>AU 641434 B</u>	September 23, 1993		000	G01N033/564
<u>EP 493470 A4</u>	November 25, 1992		000	
<u>CA 2065404 C</u>	December 24, 2002	E	000	C12Q001/04

INT-CL (IPC): A61K 35/14; C07K 13/00; C07K 15/12; C12N 15/00; C12N 15/12; C12P 21/02; C12Q 1/02; C12Q 1/04; C12Q 1/68; G01N 33/53; G01N 33/531; G01N 33/564; G01N 33/68

ABSTRACTED-PUB-NO: US 5221607A

BASIC-ABSTRACT:

Method of screening agents (I) capable of intervention in Alzheimer's disease amyloidosis comprises: (a) culturing a cell line capable of expressing a gene encoding beta-amyloid protein under conditions suitable to produce the beta-amyloid protein as an insol. preamyloid aggregate; (b) combining a known quantity of (I) with the cell culture; and (c) monitoring the combination to determine whether preamyloid aggregate formation is reduced.

The beta-amyloid gene pref. encodes a protein comprising the amyloid plaque core domain and the carboxy-terminal domains. Also claimed is an immunological reagent capable of detecting preamyloid aggregate formation. The reagent is pref. a monoclonal antibody. A kit is also provided.

USE- The efficiency of (I) is monitored through observation of reduced antibody binding to the amyloid deposit. Redn. in such binding is indicative of reduced preamyloid deposition. (I) may be tested to see whether it can inhibit preamyloid formation, in which case the cpd. is introduced to the culture medium before monitoring for preamyloid aggregation. Alternatively (I) is introduced to the culture medium after preamyloid formation has been established and this reaction mixt. is monitored to see whether the cpd. induces amyloid resorption.

ABSTRACTED-PUB-NO:

WO 9104339A EQUIVALENT-ABSTRACTS:

Screening agents affecting amt. of preamyloid deposits comprises:- (a) culturing a cell line transfected with a DNA sequence encoding and intracellularly expressing a given polypeptide (beta-amyloid protein as an insol., preamyloid aggregate undetectable by Congo red stain); (b) combining a known amt. of the agent with the culture; and (c) monitoring the combination to determine the effect of the aggregate.

USE/ADVANTAGE - Screening agents useful as diagnostics for Alzheimer's disease

Full	Title	Citation	Front	Review	Classification	Date	Reference	Sequences	Attachments	Claims	KWIC	Draw. De
------	-------	----------	-------	--------	----------------	------	-----------	-----------	-------------	--------	------	----------

23. Document ID: WO 9012871 A, AU 9054397 A

L10: Entry 23 of 23

File: DWPI

Nov 1, 1990

DERWENT-ACC-NO: 1990-348474
 DERWENT-WEEK: 199046
 COPYRIGHT 2005 DERWENT INFORMATION LTD

TITLE: Cerebrovascular amyloid protein-specific monoclonal antibody SV17-6E10 - for immunoassay of peptide whose levels are raised in Down's syndrome or Alzheimer's disease patients

INVENTOR: CHEN, C M J; KIM, K S ; SAPIENZA, V J ; WEN, G Y ; WISNIEWSKI, H M

PRIORITY-DATA: 1989US-0338983 (April 14, 1989)

PATENT-FAMILY:

PUB-NO	PUB-DATE	LANGUAGE	PAGES	MAIN-IPC
WO 9012871 A	November 1, 1990		000	
AU 9054397 A	November 16, 1990		000	

INT-CL (IPC): C07K 15/28; C12N 5/20; G01N 33/53

ABSTRACTED-PUB-NO: WO 9012871A

BASIC-ABSTRACT:

MAb SV17-6E10 and its Ag-binding fragments are new. The MAb is specifically reactive with a cerebrovascular amyloid protein whose elevated levels are characteristic of Alzheimer's disease or Down's syndrome. Preferably the MAb is of subclass IgG1. The MAb or fragment is preferably one which specifically binds with a peptide of sequence Asp-Ala-Glu-Phe-Arg-His-Asp-Ser-Gly-Tyr-Gln-Val-His-Gln- Lys-Leu . The MAb is produced by fusion of murine myeloma cells especially from an NSO myeloma line and Ab-producing cells from a mouse previously immunised with the amyloid protein. The hybridoma cell line is also claimed. Compositions for the quantitative determination of the peptide comprise the MAb and a detectable moiety. Specifically the MAb is conjugated to an enzyme and the moiety is a chromogenic redox substance for the enzyme or the moiety is attached to an Ab specifically bindable with an Ig or the MAb is conjugated to 1 partner of a specific binding pair the other partner being conjugated to the detectable moiety. Preferably one partner is biotin or its binding analogues and the other is avidin or its binding analogues.

USE/ADVANTAGE - The MAb is highly specific for the amyloid peptide. It can be used in immunoassays for characterising the peptide or its precursors in connection with biogenesis of beta-amyloid peptide plaques found in Alzheimer's disease and Down's afflicted brains.

Full	Title	Citation	Front	Review	Classification	Date	Reference	Sequence	Attachments	Claims	KWIC	Draw. De
------	-------	----------	-------	--------	----------------	------	-----------	----------	-------------	--------	------	----------

Clear	Generate Collection	Print	Fwd Refs	Bkwd Refs	Generate OACS
-------	---------------------	-------	----------	-----------	---------------

Terms	Documents
(L9) AND @PY <= 1994	23

Hit List

Clear	Generate Collection	Print	Fwd Refs	Bkwd Refs
Generate OACS				

Search Results - Record(s) 1 through 81 of 81 returned.

1. Document ID: US 6365414 B1

L11: Entry 1 of 81

File: USPT

Apr 2, 2002

US-PAT-NO: 6365414

DOCUMENT-IDENTIFIER: US 6365414 B1

TITLE: Vitro system for determining formation of A.beta. amyloid

DATE-ISSUED: April 2, 2002

INVENTOR-INFORMATION:

NAME	CITY	STATE	ZIP CODE	COUNTRY
Tanzi; Rudolph E.	Canton	MA		
Bush; Ashley I.	Boston	MA		

US-CL-CURRENT: [436/86](#); [436/164](#), [436/177](#), [436/811](#)

ABSTRACT:

The invention relates to rapid methods for determining formation of A.beta. amyloid and screening compounds which inhibit formation of A.beta. amyloid in vitro, as well as kits for carrying out the present methods. Such an agent used in vivo may prevent, ameliorate or reverse the symptoms of Alzheimer's disease and A.beta. amyloidotic disorders related to Alzheimer's disease, Down's syndrome, and Guamanian amyotrophic lateral sclerosis/Parkinson's dementia complex. The process described in this invention involves the rapid induction of A.beta. amyloid by a heavy metal cation capable of binding to a polypeptide comprising at least amino acids 6 to 28 of A.beta., such as zinc to form amyloid and determination of formation of tinctorial A.beta. amyloid. Moreover, a method of determining effectiveness of a candidate anti-amyloidotic agent for prevention or treatment of A.beta. amyloidosis is described which uses cell cultures which express at least a human A.beta. peptide.

4 Claims, 25 Drawing figures

Exemplary Claim Number: 1

Number of Drawing Sheets: 25

Full	Title	Citation	Front	Review	Classification	Date	Reference	References	Attachments	Claims	RWC	Draw De
------	-------	----------	-------	--------	----------------	------	-----------	------------	-------------	--------	-----	---------

2. Document ID: US 6200768 B1

L11: Entry 2 of 81

File: USPT

Mar 13, 2001

US-PAT-NO: 6200768
DOCUMENT-IDENTIFIER: US 6200768 B1

TITLE: Method of screening for compounds that dissolve paired helical filaments

DATE-ISSUED: March 13, 2001

INVENTOR-INFORMATION:

NAME	CITY	STATE	ZIP CODE	COUNTRY
Mandelkow; Eva-Maria	Hamburg			DE
Mandelkow; Eckhard	Hamburg			DE
Lichtenberg-Kraag; Birgit	Barenklau			DE
Biernat; Jacek	Hamburg			DE
Drewes; Gerard	Hamburg			DE
Steiner; Barbara	Cold Spring Harbor	NY		

US-CL-CURRENT: [435/15](#); [435/7.1](#), [435/961](#), [436/811](#)

ABSTRACT:

The invention relates to epitopes of the protein which are specifically occurring in a phosphorylated state in tau protein from Alzheimer paired helical filaments, to protein kinases which are responsible for the phosphorylation of the amino acids of the tau protein giving rise to said epitopes, and to antibodies specific for said epitopes. The invention further relates to pharmaceutical compositions for the treatment or prevention of Alzheimer's disease, to diagnostic compositions and methods for the detection of Alzheimer's disease and to the use of said epitopes for the generation of antibodies specifically detecting Alzheimer tau protein. Additionally, the invention relates to methods for testing drugs effective in dissolving Alzheimer paired helical filaments or preventing the formation thereof.

1 Claims, 138 Drawing figures
Exemplary Claim Number: 1
Number of Drawing Sheets: 55

Full	Title	Citation	Front	Review	Classification	Date	Reference	Sequences	Attachments	Claims	KWIC	Draw. De
------	-------	----------	-------	--------	----------------	------	-----------	-----------	-------------	--------	------	----------

3. Document ID: US 6114133 A

L11: Entry 3 of 81

File: USPT

Sep 5, 2000

US-PAT-NO: 6114133
DOCUMENT-IDENTIFIER: US 6114133 A
**** See image for Certificate of Correction ****

TITLE: Methods for aiding in the diagnosis of Alzheimer's disease by measuring amyloid-.beta. peptide (x-.gtoreq.41)

DATE-ISSUED: September 5, 2000

INVENTOR-INFORMATION:

NAME	CITY	STATE	ZIP CODE	COUNTRY
------	------	-------	----------	---------

Seubert; Peter A.	South San Francisco	CA
Vigo-Pelfrey; Carmen	Mountain View	CA
Schenk; Dale B.	Pacifica	CA
Barbour; Robin	Newark	CA

US-CL-CURRENT: [435/7.94](#); [435/7.1](#), [435/7.92](#), [436/518](#), [436/811](#)

ABSTRACT:

This invention provides methods useful in aiding in the diagnosis of Alzheimer's disease. The methods involve measuring the amount of amyloid-beta peptide (x-gtoreq.41) in the cerebrospinal fluid of a patient. High levels of the peptide generally are inconsistent with a diagnosis of Alzheimer's. Low levels of the peptide are consistent with the disease and, with other tests, can provide a positive diagnosis.

20 Claims, 3 Drawing figures
 Exemplary Claim Number: 1
 Number of Drawing Sheets: 2

Full	Title	Citation	Front	Review	Classification	Date	Reference	Sequences	Attachments	Claims	KWIC	Draw. De
------	-------	----------	-------	--------	----------------	------	-----------	-----------	-------------	--------	------	----------

4. Document ID: US 6090775 A

L11: Entry 4 of 81

File: USPT

Jul 18, 2000

US-PAT-NO: 6090775

DOCUMENT-IDENTIFIER: US 6090775 A

**** See image for Certificate of Correction ****

TITLE: Treatment of neurological conditions by an interleukin-1 inhibiting compound

DATE-ISSUED: July 18, 2000

INVENTOR-INFORMATION:

NAME	CITY	STATE	ZIP CODE	COUNTRY
Rothwell; Nancy Jane	Poulton-le-Fylde			GB
Roberts; Gareth	London			GB

US-CL-CURRENT: [514/2](#); [424/85.2](#), [514/12](#), [530/350](#), [530/351](#)

ABSTRACT:

The use of a compound which prevents, inhibits or modifies the action of interleukin-1 as an active agent for the treatment of conditions of neurological degeneration. The active agent may be IL-1 receptor antagonist, particularly recombinant IL-1 ra.

22 Claims, 4 Drawing figures
 Exemplary Claim Number: 1
 Number of Drawing Sheets: 2

Full	Title	Citation	Front	Review	Classification	Date	Reference	Sequences	Attachments	Claims	KMOC	Draw De
------	-------	----------	-------	--------	----------------	------	-----------	-----------	-------------	--------	------	---------

 5. Document ID: US 6057287 A

L11: Entry 5 of 81

File: USPT

May 2, 2000

US-PAT-NO: 6057287

DOCUMENT-IDENTIFIER: US 6057287 A

TITLE: Kallikrein-binding "Kunitz domain" proteins and analogues thereof

DATE-ISSUED: May 2, 2000

INVENTOR-INFORMATION:

NAME	CITY	STATE	ZIP CODE	COUNTRY
Markland; William	Milford	MA		
Ladner; Robert Charles	Ijamsville	MD		

US-CL-CURRENT: 514/2; 435/4, 435/69.1, 435/7.4, 435/7.72, 514/12, 530/300, 530/317, 530/324

ABSTRACT:

This invention relates to Kunitz domain proteins that bind to, and preferably inhibit, one or more kallikreins, and to therapeutic, diagnostic, and purification use of these proteins.

8 Claims, 14 Drawing figures

Exemplary Claim Number: 1

Number of Drawing Sheets: 15

Full	Title	Citation	Front	Review	Classification	Date	Reference	Sequences	Attachments	Claims	KMOC	Draw De
------	-------	----------	-------	--------	----------------	------	-----------	-----------	-------------	--------	------	---------

 6. Document ID: US 5981208 A

L11: Entry 6 of 81

File: USPT

Nov 9, 1999

US-PAT-NO: 5981208

DOCUMENT-IDENTIFIER: US 5981208 A

TITLE: Diagnostic assay for Alzheimer's disease based on the proteolysis of the amyloid precursor protein

DATE-ISSUED: November 9, 1999

INVENTOR-INFORMATION:

NAME	CITY	STATE	ZIP CODE	COUNTRY
Tamburini; Paul P.	Kensington	CT		
Dreyer; Robert N.	Wallingford	CT		

Bausch; Kathryn M. West Haven CT

US-CL-CURRENT: 435/23; 435/7.1, 436/518, 436/811

ABSTRACT:

A method useful in the diagnosis of Alzheimer's Disease in a patient in which an amyloid protein precursor (APP) substrate is combined with a sample of cerebrospinal fluid or blood obtained from the patient to be tested, and proteolytic cleavage of the APP substrate is detected. The absence of detectable proteolytic cleavage, or the detection of a substantially lesser degree of proteolytic cleavage, in the presence of the patient's sample compared to that detected when an APP substrate is combined with test samples from control individuals, indicates affliction with Alzheimer's Disease. Convenient test reagents and kits for aiding the diagnosis of Alzheimer's Disease are provided, such as comprising an APP substrate and immunoreagents for detecting a fragment formed by proteolytic cleavage as well as chromogenic APP substrates.

5 Claims, 3 Drawing figures
Exemplary Claim Number: 1
Number of Drawing Sheets: 1

Full	Title	Citation	Front	Review	Classification	Date	Reference	Sequences	Attachment	Claims	Keywords	Drawings
------	-------	----------	-------	--------	----------------	------	-----------	-----------	------------	--------	----------	----------

7. Document ID: US 5981175 A

L11: Entry 7 of 81

File: USPT

Nov 9, 1999

US-PAT-NO: 5981175
DOCUMENT-IDENTIFIER: US 5981175 A

TITLE: Methods for producing recombinant mammalian cells harboring a yeast artificial chromosome

DATE-ISSUED: November 9, 1999

INVENTOR-INFORMATION:

NAME	CITY	STATE	ZIP CODE	COUNTRY
Loring; Jeanne F.	Foster City	CA		
Choi; Theodore	Burlingame	CA		
Kay; Robert M.	San Francisco	CA		

US-CL-CURRENT: 435/6; 435/458

ABSTRACT:

The present invention provides methods and compositions for transferring large transgene polynucleotides and unlinked selectable marker polynucleotides into eukaryotic cells by a novel method designated co-lipofection. The methods and compositions of the invention are used to produce novel transgenic non-human animals harboring large transgenes, such as a transgene comprising a human APP gene or human immunoglobulin gene.

11 Claims, 10 Drawing figures
 Exemplary Claim Number: 1
 Number of Drawing Sheets: 9

Full	Title	Citation	Front	Review	Classification	Date	Reference	Sequence	Attachments	Claims	KWIC	Draw De
------	-------	----------	-------	--------	----------------	------	-----------	----------	-------------	--------	------	---------

8. Document ID: US 5976816 A

L11: Entry 8 of 81

File: USPT

Nov 2, 1999

US-PAT-NO: 5976816
 DOCUMENT-IDENTIFIER: US 5976816 A

TITLE: Cell tests for alzheimer's disease

DATE-ISSUED: November 2, 1999

INVENTOR-INFORMATION:

NAME	CITY	STATE	ZIP CODE	COUNTRY
Alkon; Daniel L.	Bethesda	MD		
Etcheberrigaray; Rene	Rockville	MD		
Kim; Christopher S.	Silver Spring	MD		
Han; Yi-Fan	Shanghai			CN
Nelson; Tom J.	Silver Spring	MD		

US-CL-CURRENT: 435/7.21; 435/7.1, 435/7.92, 436/548, 530/300, 530/387.1

ABSTRACT:

The present invention provides methods for the diagnosis of Alzheimer's disease using human cells. Specifically, one method detects differences between potassium channels in cells from Alzheimer's patient and normal donors, and differences in intracellular calcium concentrations between Alzheimer's and normal cells in response to chemicals known to increase intracellular calcium levels. Other methods detect differences between the memory associated GTP binding Cp20 protein levels between Alzheimer's and normal cells.

9 Claims, 49 Drawing figures
 Exemplary Claim Number: 1
 Number of Drawing Sheets: 30

Full	Title	Citation	Front	Review	Classification	Date	Reference	Sequence	Attachments	Claims	KWIC	Draw De
------	-------	----------	-------	--------	----------------	------	-----------	----------	-------------	--------	------	---------

9. Document ID: US 5955343 A

L11: Entry 9 of 81

File: USPT

Sep 21, 1999

US-PAT-NO: 5955343
 DOCUMENT-IDENTIFIER: US 5955343 A

TITLE: Stable macroscopic membranes formed by self-assembly of amphiphilic peptides and uses therefor

DATE-ISSUED: September 21, 1999

INVENTOR-INFORMATION:

NAME	CITY	STATE	ZIP CODE	COUNTRY
Holmes; Todd	Somerville	MA		
Zhang; Shuguang	Cambridge	MA		
Rich; Alexander	Cambridge	MA		
DiPersio; C. Michael	Norton	MA		
Lockshin; Curtis	Lexington	MA		

US-CL-CURRENT: 435/325; 435/378, 435/395, 435/401

ABSTRACT:

Described herein is the self-assembly of amphiphilic peptides, i.e., peptides with alternating hydrophobic and hydrophilic residues, into macroscopic membranes. The membrane-forming peptides are greater than 12 amino acids in length, and preferably at least 16 amino acids, are complementary and are structurally compatible. Specifically, two peptides, (AEAEAKAK).sub.2 (ARARADAD).sub.2, were shown to self-assemble into macroscopic membranes. Conditions under which the peptides self-assemble into macroscopic membranes and methods for producing the membranes are also described. The macroscopic membranes have several interesting properties: they are stable in aqueous solution, serum, and ethanol, are highly resistant to heat, alkaline and acidic pH, chemical denaturants, and proteolytic digestion, and are non-cytotoxic. The membranes are potentially useful in biomaterial applications such as slow-diffusion drug delivery systems, artificial skin, and separation matrices, and as experimental models for Alzheimer's disease and scrapie infection. The sequence of the peptide, EAK16, was derived from a putative Z-DNA binding protein from yeast, called zuotin. The cloning and characterization of the ZUO1 gene are also described.

4 Claims, 25 Drawing figures
Exemplary Claim Number: 1
Number of Drawing Sheets: 14

Full	Title	Citation	Front	Review	Classification	Date	Reference	Sequences	Attachments	Claims	KWIC	Draw De
------	-------	----------	-------	--------	----------------	------	-----------	-----------	-------------	--------	------	---------

10. Document ID: US 5948634 A

L11: Entry 10 of 81

File: USPT

Sep 7, 1999

US-PAT-NO: 5948634

DOCUMENT-IDENTIFIER: US 5948634 A

TITLE: Neural thread protein gene expression and detection of alzheimer's disease

DATE-ISSUED: September 7, 1999

INVENTOR-INFORMATION:

NAME	CITY	STATE	ZIP CODE	COUNTRY
de la Monte; Suzanne	Cambridge	MA		
Wands; Jack R.	Waban	MA		

US-CL-CURRENT: [435/69.1](#); [435/252.3](#), [435/252.8](#), [435/320.1](#), [536/23.1](#), [536/23.5](#)

ABSTRACT:

The present invention is directed to recombinant hosts expressing novel proteins associated with Alzheimer's Disease, neuroectodermal tumors, malignant astrocytomas, and glioblastomas. This invention is specifically directed to the recombinant hosts and vectors which contain the genes coding for the neuronal thread proteins. This invention is also directed to substantially pure neural thread protein, immunodiagnostic and molecular diagnostic methods to detect the presence of neural thread proteins, and the use of nucleic acid sequences which code for neural thread proteins in gene therapy.

28 Claims, 104 Drawing figures
 Exemplary Claim Number: 1
 Number of Drawing Sheets: 52

Full	Title	Citation	Front	Review	Classification	Date	Reference	Sequences	Attachments	Claims	KWIC	Draw D
------	-------	----------	-------	--------	----------------	------	-----------	-----------	-------------	--------	------	--------

11. Document ID: US 5877015 A

L11: Entry 11 of 81

File: USPT

Mar 2, 1999

US-PAT-NO: 5877015

DOCUMENT-IDENTIFIER: US 5877015 A

**** See image for Certificate of Correction ****

TITLE: APP770 mutant in alzheimer's disease

DATE-ISSUED: March 2, 1999

INVENTOR-INFORMATION:

NAME	CITY	STATE	ZIP CODE	COUNTRY
Hardy; John Anthony	Tampa	FL		
Chartier-Harlin; Marie-Christine	Villeneuve d'Ascq			FR
Goate; Alison Mary	Michael	MO		
Owen; Michael John	South Glamorgan			GB6
Mullan; Michael John	Tampa	FL		

US-CL-CURRENT: [435/325](#); [435/252.3](#), [536/23.5](#)

ABSTRACT:

Model systems of Alzheimer's disease comprise a DNA sequence encoding an amyloid precursor protein (APP) isoform or fragment that has an amino acid substitution. The substituted amino acid may be other than valine at the amino acid position corresponding to amino acid residue position 717 of APP770. Methods of determining genetic predisposition to Alzheimer's disease are also disclosed.

12 Claims, 29 Drawing figures
 Exemplary Claim Number: 1
 Number of Drawing Sheets: 29

Full	Title	Citation	Front	Review	Classification	Date	Reference	Sequences	Attachments	Claims	KWIC	Draw De
------	-------	----------	-------	--------	----------------	------	-----------	-----------	-------------	--------	------	---------

12. Document ID: US 5854392 A

L11: Entry 12 of 81

File: USPT

Dec 29, 1998

US-PAT-NO: 5854392

DOCUMENT-IDENTIFIER: US 5854392 A

**** See image for Certificate of Correction ****

TITLE: .beta. APP-C100 receptor

DATE-ISSUED: December 29, 1998

INVENTOR-INFORMATION:

NAME	CITY	STATE	ZIP CODE	COUNTRY
Manly; Susan P.	Wallingford	CT		
Kozlowski; Michael R.	Noank	CT		
Neve; Rachael L.	Belmont	MA		

US-CL-CURRENT: 530/350; 435/69.1, 530/327, 530/395, 536/23.5

ABSTRACT:

The present invention relates to the cloning of .beta.APP-C100 receptor (C100-R), and genetically engineered host cells which express the C100-R. Such engineered cells may be used to evaluate and screen drugs and analogs of .beta.-APP involved in Alzheimer's Disease.

7 Claims, 23 Drawing figures

Exemplary Claim Number: 1

Number of Drawing Sheets: 19

Full	Title	Citation	Front	Review	Classification	Date	Reference	Sequences	Attachments	Claims	KWIC	Draw De
------	-------	----------	-------	--------	----------------	------	-----------	-----------	-------------	--------	------	---------

13. Document ID: US 5851787 A

L11: Entry 13 of 81

File: USPT

Dec 22, 1998

US-PAT-NO: 5851787

DOCUMENT-IDENTIFIER: US 5851787 A

**** See image for Certificate of Correction ****

TITLE: Nucleic acid encoding amyloid precursor-like protein and uses thereof

DATE-ISSUED: December 22, 1998

INVENTOR-INFORMATION:

NAME	CITY	STATE	ZIP CODE	COUNTRY
Wasco; Wilma	Boston	MA		
Bupp; Keith	Orsay			FR
Magendantz; Margaret	Summerville	MA		
Tanzi; Rudolph	Canton	MA		
Solomon; Frank	Cambridge	MA		

US-CL-CURRENT: [435/69.1](#); [435/320.1](#), [435/325](#), [536/23.1](#), [536/23.5](#)

ABSTRACT:

The present invention is directed to isolated amyloid precursor-like proteins (APLPs), nucleotide sequences coding for and regulating expression of these protein, antibodies directed against these proteins, and recombinant vectors and host cells containing the genetic sequences coding for and regulating the expression of these protein sequences. The invention is also directed to isolated genomic DNA, cDNA anti-sense RNA, and RNA containing the protein sequence. Antibodies can be used to detect an APLP in biological specimens, including, for example, fluid, serum or tissue samples. APLP1 and APLP2 are candidate genes for late onset familial Alzheimer's disease.

9 Claims, 29 Drawing figures
 Exemplary Claim Number: 1
 Number of Drawing Sheets: 21

Full	Title	Citation	Front	Review	Classification	Date	Reference	Sequence	Attachments	Claims	KWOC	Draw. De
------	-------	----------	-------	--------	----------------	------	-----------	----------	-------------	--------	------	----------

 14. Document ID: US 5849988 A

L11: Entry 14 of 81

File: USPT

Dec 15, 1998

US-PAT-NO: 5849988

DOCUMENT-IDENTIFIER: US 5849988 A

**** See image for Certificate of Correction ****

TITLE: Rat comprising straight filaments in its brain

DATE-ISSUED: December 15, 1998

INVENTOR-INFORMATION:

NAME	CITY	STATE	ZIP CODE	COUNTRY
Trojanowski; John Q.	Philadelphia	PA		
Lee; Virginia M.-Y.	Philadelphia	PA		
Shin; Ryong-Woon	Fukuoka			JP

US-CL-CURRENT: [800/12](#); [424/682](#), [424/685](#), [424/9.2](#), [514/2](#), [530/324](#), [530/352](#), [530/839](#)

ABSTRACT:

Methods of generating a rat having A.beta. deposits in the brain of the rat by injecting an amount of human A68 protein sufficient to result in formation of the

deposits and subsequently examining the rat for the formation of the deposits are disclosed. Rats characterized by the presence of A.beta. deposits similar to those found in individuals with Alzheimer's disease are also disclosed. Methods of screening test compositions for prophylactic or therapeutic activity by generating a rat having A.beta. deposits in its brain, treating the animal with the test composition and examining the animal for therapeutic or prophylactic effectiveness are also disclosed.

28 Claims, 17 Drawing figures
Exemplary Claim Number: 1
Number of Drawing Sheets: 3

Full	Title	Citation	Front	Review	Classification	Date	Reference	Sequences	Attachments	Claims	KWIC	Draw De
------	-------	----------	-------	--------	----------------	------	-----------	-----------	-------------	--------	------	---------

15. Document ID: US 5849600 A

L11: Entry 15 of 81

File: USPT

Dec 15, 1998

US-PAT-NO: 5849600
DOCUMENT-IDENTIFIER: US 5849600 A

TITLE: Diagnostic assays for Alzheimer's disease

DATE-ISSUED: December 15, 1998

INVENTOR-INFORMATION:

NAME	CITY	STATE	ZIP CODE	COUNTRY
Nixon; Ralph	Arlington	MA		
Honda; Toshiyuki	Yokohama			JP

US-CL-CURRENT: 436/518; 436/161, 436/528, 436/529, 436/530, 436/811

ABSTRACT:

The invention provides a method of diagnosing Alzheimer's disease in a human patient by measuring the amount of p33 present in a biological sample from a patient who may have Alzheimer's disease relative to the amount of p33 in a control sample from an unaffected human. Also included in the invention are diagnostic kits for Alzheimer's disease and methods of screening for effective therapeutics for Alzheimer's disease.

5 Claims, 19 Drawing figures
Exemplary Claim Number: 1
Number of Drawing Sheets: 13

Full	Title	Citation	Front	Review	Classification	Date	Reference	Sequences	Attachments	Claims	KWIC	Draw De
------	-------	----------	-------	--------	----------------	------	-----------	-----------	-------------	--------	------	---------

16. Document ID: US 5795954 A

L11: Entry 16 of 81

File: USPT

Aug 18, 1998

US-PAT-NO: 5795954
DOCUMENT-IDENTIFIER: US 5795954 A

TITLE: Factor VIIa inhibitors from Kunitz domain proteins

DATE-ISSUED: August 18, 1998

INVENTOR-INFORMATION:

NAME	CITY	STATE	ZIP CODE	COUNTRY
Lazarus; Robert A.	Milbrae	CA		
Dennis; Mark S.	San Carlos	CA		

US-CL-CURRENT: 530/324; 530/300

ABSTRACT:

A potent serine protease inhibitor capable of inhibiting Factor VIIa, Factor XIa, plasma kallikrein, and plasmin is provided. The inhibitor is provided in a pharmaceutical composition for treatment of diseases where inhibition of Factor VIIa, Factor XIa, plasma kallikrein, or plasmin is indicated.

16 Claims, 8 Drawing figures
Exemplary Claim Number: 1
Number of Drawing Sheets: 8

Full	Title	Citation	Front	Review	Classification	Date	Reference	Sequences	Attachments	Claims	KWIC	Draw De
------	-------	----------	-------	--------	----------------	------	-----------	-----------	-------------	--------	------	---------

17. Document ID: US 5766846 A

L11: Entry 17 of 81

File: USPT

Jun 16, 1998

US-PAT-NO: 5766846
DOCUMENT-IDENTIFIER: US 5766846 A

TITLE: Methods of screening for compounds which inhibit soluble .beta.-amyloid peptide production

DATE-ISSUED: June 16, 1998

INVENTOR-INFORMATION:

NAME	CITY	STATE	ZIP CODE	COUNTRY
Schlossmacher; Michael G.	Vienna			AT
Selkoe; Dennis J.	Jamaica Plain	MA		

US-CL-CURRENT: 435/6; 435/41, 435/69.1, 435/7.1, 435/7.2, 435/7.21, 435/7.92, 435/7.94

ABSTRACT:

Soluble .beta.-amyloid peptide (.beta.AP) is measured in biological fluids at very low concentrations, typically in the range from 0.1 ng/ml to 10 ng/ml. The measurement of .beta.AP concentrations in animals or conditioned medium from

cultured cells can be used for drug screening, where test compounds are administered to the animals or exposed to the cultured cells and the accumulation of .beta.AP in the animal or culture medium observed. It has been found that elevated levels of .beta.AP in body fluids, such as blood and cerebrospinal fluid, is associated with the presence of a .beta.AP-related condition in a patient, such as Alzheimer's Disease. Methods for diagnosing and monitoring .beta.AP-related conditions comprise measuring the levels of .beta.AP in such body fluids from a patient.

21 Claims, 9 Drawing figures
Exemplary Claim Number: 1
Number of Drawing Sheets: 8

Full	Title	Citation	Front	Review	Classification	Date	Reference	Sequences	Attachments	Claims	KWIC	Draw De
------	-------	----------	-------	--------	----------------	------	-----------	-----------	-------------	--------	------	---------

18. Document ID: US 5750349 A

L11: Entry 18 of 81

File: USPT

May 12, 1998

US-PAT-NO: 5750349
DOCUMENT-IDENTIFIER: US 5750349 A

TITLE: Antibodies to .beta.-amyloids or their derivatives and use thereof

DATE-ISSUED: May 12, 1998

INVENTOR-INFORMATION:

NAME	CITY	STATE	ZIP CODE	COUNTRY
Suzuki; Nobuhiro	Ibaraki			JP
Odaka; Asano	Ibaraki			JP
Kitada; Chieko	Osaka			JP

US-CL-CURRENT: 435/7.1; 435/326, 435/331, 435/7.92, 435/7.94, 435/7.95, 435/70.21, 530/387.9, 530/388.1, 530/389.1

ABSTRACT:

According to this invention, antibodies which are useful and novel in that they have binding specificity to .beta.-amyloids or derivatives thereof, namely recognize the N-terminal, the C-terminal or central portions of the .beta.-amyloids, respectively, were obtained. By combining these antibodies, determination methods by which the .beta.-amyloids could be determined sensitively and specifically are provided. These determination methods are useful for diagnosis of diseases to which the .beta.-amyloids or their derivatives are related (for example, Alzheimer's disease), and the antibodies of this invention are useful for the development of preventive-therapeutic compositions for Alzheimer's disease.

9 Claims, 32 Drawing figures
Exemplary Claim Number: 1
Number of Drawing Sheets: 16

Full	Title	Citation	Front	Review	Classification	Date	Reference	Sequences	Attachments	Claims	KWIC	Draw De
------	-------	----------	-------	--------	----------------	------	-----------	-----------	-------------	--------	------	---------

19. Document ID: US 5733734 A

L11: Entry 19 of 81

File: USPT

Mar 31, 1998

US-PAT-NO: 5733734

DOCUMENT-IDENTIFIER: US 5733734 A

TITLE: Method of screening for Alzheimer's disease or disease associated with the accumulation of paired helical filaments

DATE-ISSUED: March 31, 1998

INVENTOR-INFORMATION:

NAME	CITY	STATE	ZIP CODE	COUNTRY
Trojanowski; John Q.	Philadelphia	PA		
Lee; Virginia M-Y.	Philadelphia	PA		

US-CL-CURRENT: [435/7.1](#); [435/40.52](#), [435/7.21](#), [435/7.92](#), [435/960](#), [436/547](#), [436/548](#), [436/811](#), [530/387.9](#), [530/388.1](#), [530/389.1](#)

ABSTRACT:

Substantially purified antibodies, including substantially purified monoclonal antibodies, which are specifically reactive with .tau. that has an abnormally phosphorylated serine in the sequence LysSerProVal SEQ ID NO:3 are disclosed. Methods of screening persons for diseases associated with pair helical filaments, including Alzheimer's disease, by detection of .tau. that has an abnormally phosphorylated serine in the sequence LysSerProVal SEQ ID NO:3 in test samples taken from such persons and test kits useful to perform such methods are disclosed.

14 Claims, 5 Drawing figures

Exemplary Claim Number: 1

Number of Drawing Sheets: 3

Full	Title	Citation	Front	Review	Classification	Date	Reference	Sequences	Attachment	Claims	RWC	Draw De
------	-------	----------	-------	--------	----------------	------	-----------	-----------	------------	--------	-----	---------

 20. Document ID: US 5720936 A

L11: Entry 20 of 81

File: USPT

Feb 24, 1998

US-PAT-NO: 5720936

DOCUMENT-IDENTIFIER: US 5720936 A

TITLE: Transgenic mouse assay for compounds affecting amyloid protein processing

DATE-ISSUED: February 24, 1998

INVENTOR-INFORMATION:

NAME	CITY	STATE	ZIP CODE	COUNTRY
Wadsworth; Samuel	Shrewsbury	MA		

Snyder; Benjamin	Worcester	MA
Wei; Cha-Mer	Framingham	MA
Leibowitz; Paul J.	Brookline	MA

US-CL-CURRENT: [424/9.1](#); [800/3](#)

ABSTRACT:

The construction of transgenic animal models for testing potential treatments for Alzheimer's disease are described. The models are characterized by a greater similarity to the conditions existing in naturally occurring Alzheimer's disease, based on expression of all three forms of the .beta.-amyloid precursor protein (APP), APP.sub.695, APP.sub.751, and APP.sub.770), as well as various point mutations based on naturally occurring mutations, such as the London and Indiana familial Alzheimer's disease (FAD) mutations at amino acid 717, and predicted mutations in the APP gene. The APP gene constructs are prepared using the naturally occurring promoter, as well as inducible promoters such as the mouse metallothionein promoter, which can be regulated by addition of heavy metals such as zinc to the animal's water or diet, and promoters such as the rat neuron specific enolase promoter, human .beta. actin gene promoter, human platelet derived growth factor B (PDGF-B) chain gene promoter, rat sodium channel gene promoter, mouse myelin basic protein gene promoter, human copper-zinc superoxide dismutase gene promoter, and mammalian POU-domain regulatory gene promoter. The constructs are introduced into animal embryos using standard techniques such as microinjection. Animal cells can be isolated from the transgenic animals or prepared using the same constructs with standard techniques such as lipofection or electroporation. The transgenic animals, or animal cells, are used to screen for compounds altering the pathological course of Alzheimer's Disease as measured by their effect on the amount and histopathology of APP and .beta.-amyloid peptide in the animals, as well as by behavioral alterations.

6 Claims, 14 Drawing figures
 Exemplary Claim Number: 1
 Number of Drawing Sheets: 3

Full	Title	Citation	Front	Review	Classification	Date	Reference	Sequences	Attachments	Claims	KWIC	Draw De
------	-------	----------	-------	--------	----------------	------	-----------	-----------	-------------	--------	------	---------

 21. Document ID: US 5705401 A

L11: Entry 21 of 81

File: USPT

Jan 6, 1998

US-PAT-NO: 5705401

DOCUMENT-IDENTIFIER: US 5705401 A

**** See image for Certificate of Correction ****

TITLE: Method of assaying for alzheimer's disease

DATE-ISSUED: January 6, 1998

INVENTOR-INFORMATION:

NAME	CITY	STATE	ZIP CODE	COUNTRY
Masters; Colin Louis	Clifton Hill			AU
Bush; Ashley Ian	Boston	MA		

Beyreuther; Konrad Traugott

Heidelberg

DE

US-CL-CURRENT: [436/518](#); [436/530](#), [436/531](#), [436/811](#)

ABSTRACT:

The present invention relates to a method of assaying for Alzheimer's disease in a human by determining the relative abundance of one or more forms of amyloid precursor protein (APP) or the enzyme responsible for said forms in circulatory fluid and to a method for treating the disease by modulating divalent cation, trivalent cation and/or heparin interaction with APP.

3 Claims, 12 Drawing figures
Exemplary Claim Number: 1
Number of Drawing Sheets: 10

Full	Title	Citation	Front	Review	Classification	Date	Reference	Sequences	Attachments	Claims	KWIC	Drawn De
------	-------	----------	-------	--------	----------------	------	-----------	-----------	-------------	--------	------	----------

 22. Document ID: US 5688651 A

L11: Entry 22 of 81

File: USPT

Nov 18, 1997

US-PAT-NO: 5688651

DOCUMENT-IDENTIFIER: US 5688651 A

TITLE: Prevention of protein aggregation

DATE-ISSUED: November 18, 1997

INVENTOR-INFORMATION:

NAME	CITY	STATE	ZIP CODE	COUNTRY
Solomon; Beka	Herzlya			IL

US-CL-CURRENT: [435/7.1](#); [424/130.1](#), [436/63](#), [530/388.1](#)

ABSTRACT:

A method of selecting anti-aggregation molecules with chaperone-like activity that have characteristics including binding to a native target molecule epitope with a high binding constant and are non-inhibitory to the biological activity of the target molecule. The method molecules denaturing a target molecule in the presence of presumptive antiaggregation molecules to prevent the target molecules from self-or induced-aggregation. The nonaggregated target molecule coupled to the anti-aggregation molecule is then tested for bioactivity.

4 Claims, 9 Drawing figures
Exemplary Claim Number: 1
Number of Drawing Sheets: 3

Full	Title	Citation	Front	Review	Classification	Date	Reference	Sequences	Attachments	Claims	KWIC	Drawn De
------	-------	----------	-------	--------	----------------	------	-----------	-----------	-------------	--------	------	----------

23. Document ID: US 5686269 A

L11: Entry 23 of 81

File: USPT

Nov 11, 1997

US-PAT-NO: 5686269

DOCUMENT-IDENTIFIER: US 5686269 A

TITLE: Method of diagnosing Alzheimer's disease by detecting the level of cathepsin D in cerebrospinal fluid

DATE-ISSUED: November 11, 1997

INVENTOR-INFORMATION:

NAME	CITY	STATE	ZIP CODE	COUNTRY
Nixon; Ralph A.	Arlington	MA		

US-CL-CURRENT: [435/7.1](#); [435/18](#), [435/7.4](#), [435/7.92](#), [436/811](#)

ABSTRACT:

Disclosed is a method of diagnosing Alzheimer's disease in a patient by measuring the level of cathepsin D in the patient's cerebrospinal fluid.

8 Claims, 6 Drawing figures

Exemplary Claim Number: 1

Number of Drawing Sheets: 4

Full	Title	Citation	Front	Review	Classification	Date	Reference	Sequence	Attachments	Claims	KWC	Draw. De
------	-------	----------	-------	--------	----------------	------	-----------	----------	-------------	--------	-----	----------

 24. Document ID: US 5672805 A

L11: Entry 24 of 81

File: USPT

Sep 30, 1997

US-PAT-NO: 5672805

DOCUMENT-IDENTIFIER: US 5672805 A

TITLE: Transgenic mice expressing the neurotoxic C-terminus of .beta.-amyloid precursor protein

DATE-ISSUED: September 30, 1997

INVENTOR-INFORMATION:

NAME	CITY	STATE	ZIP CODE	COUNTRY
Neve; Rachael L.	Irvine	CA		

US-CL-CURRENT: [800/3](#); [424/9.2](#), [800/12](#)

ABSTRACT:

The present invention provides non-human, transgenic animals for use as a model for the study of Alzheimer's Disease. The animals exhibit pathology associated with

Alzheimer's Disease. The phenotype is conferred in the animals by the introduction of an amyloid-containing polypeptide fragment of amyloid precursor protein, through the introduction of the DNA into the germ and somatic cells of the animal by transgenic methods.

8 Claims, 26 Drawing figures
 Exemplary Claim Number: 1
 Number of Drawing Sheets: 9

Full	Title	Citation	Front	Review	Classification	Date	Reference	Sequences	Attachments	Claims	KWIC	Draw De
------	-------	----------	-------	--------	----------------	------	-----------	-----------	-------------	--------	------	---------

25. Document ID: US 5670483 A

L11: Entry 25 of 81

File: USPT

Sep 23, 1997

US-PAT-NO: 5670483

DOCUMENT-IDENTIFIER: US 5670483 A

**** See image for Certificate of Correction ****

TITLE: Stable macroscopic membranes formed by self-assembly of amphiphilic peptides and uses therefor

DATE-ISSUED: September 23, 1997

INVENTOR-INFORMATION:

NAME	CITY	STATE	ZIP CODE	COUNTRY
Zhang; Shuguang	Cambridge	MA		
Lockshin; Curtis	Lexington	MA		
Rich; Alexander	Cambridge	MA		
Holmes; Todd	Cambridge	MA		

US-CL-CURRENT: 514/14; 514/12, 514/13, 530/300, 530/324, 530/325, 530/326, 530/327, 530/350

ABSTRACT:

Described herein is the self-assembly of amphiphilic peptides, i.e., peptides with alternating hydrophobic and hydrophilic residues, into macroscopic membranes. The membrane-forming peptides are greater than 12 amino acids in length, and preferably at least 16 amino acids, are complementary and are structurally compatible. Specifically, two peptides, (AEAEAKAK).sub.2 (ARARADAD).sub.2, were shown to self-assemble into macroscopic membranes. Conditions under which the peptides self-assemble into macroscopic membranes and methods for producing the membranes are also described. The macroscopic membranes have several interesting properties: they are stable in aqueous solution, serum, and ethanol, are highly resistant to heat, alkaline and acidic pH, chemical denaturants, and proteolytic digestion, and are non-cytotoxic. The membranes are potentially useful in biomaterial applications such as slow-diffusion drug delivery systems, artificial skin, and separation matrices, and as experimental models for Alzheimer's disease and scrapie infection. The sequence of the peptide, EAK16, was derived from a putative Z-DNA binding protein from yeast, called zutin. The cloning and characterization of the ZUO1 gene are also described.

48 Claims, 25 Drawing figures
 Exemplary Claim Number: 1
 Number of Drawing Sheets: 14

Full	Title	Citation	Front	Review	Classification	Date	Reference	Sequences	Attachments	Claims	KWIC	Draw De
------	-------	----------	-------	--------	----------------	------	-----------	-----------	-------------	--------	------	---------

26. Document ID: US 5656477 A

L11: Entry 26 of 81

File: USPT

Aug 12, 1997

US-PAT-NO: 5656477
 DOCUMENT-IDENTIFIER: US 5656477 A

TITLE: Amyloid precursor proteins and method of using same to assess agents which down-regulate formation of .beta.-amyloid peptide

DATE-ISSUED: August 12, 1997

INVENTOR-INFORMATION:

NAME	CITY	STATE	ZIP CODE	COUNTRY
Vitek; Michael Peter	East Norwich	NY		
Jacobsen; Jack Steven	Ramsey	NJ		

US-CL-CURRENT: 435/325; 435/252.3, 435/254.11, 435/348, 435/358, 435/365,
435/365.1, 435/366, 530/839, 536/23.5

ABSTRACT:

This application describes a purified and isolated fragment of a nucleic acid molecule encoding an amyloid precursor muterin, wherein the fragment comprises a nucleic acid sequence encoding at least one marker and a nucleic acid sequence of about 419, about 475 or about 494 amino acid residues in which a portion thereof encodes a .beta.-amyloid protein domain. Also described is a method for screening for a compound which reduces the formation of .beta.-amyloid protein.

14 Claims, 54 Drawing figures
 Exemplary Claim Number: 1
 Number of Drawing Sheets: 54

Full	Title	Citation	Front	Review	Classification	Date	Reference	Sequences	Attachments	Claims	KWIC	Draw De
------	-------	----------	-------	--------	----------------	------	-----------	-----------	-------------	--------	------	---------

27. Document ID: US 5643726 A

L11: Entry 27 of 81

File: USPT

Jul 1, 1997

US-PAT-NO: 5643726
 DOCUMENT-IDENTIFIER: US 5643726 A

TITLE: Methods for modulating transcription from the amyloid .beta.-protein precursor (APP) promoter

DATE-ISSUED: July 1, 1997

INVENTOR-INFORMATION:

NAME	CITY	STATE	ZIP CODE	COUNTRY
Tanzi; Rudolph E.	Canton	MA		
Kovacs; Dora M.	Cambridge	MA		

US-CL-CURRENT: 435/6; 435/463

ABSTRACT:

The application concerns methods for modulating transcription from the amyloid .beta.-protein precursor (APP) promoter. The upstream stimulatory factor (USF) is described as being capable of activating transcription from the APP promoter. Also described are USF binding compounds which are capable of down-regulating expression from the APP promoter. Preferred USF binding compounds are the amyloid precursor-like proteins APLP1 and APLP2. The application further concerns a screening assay for determining which candidate USF binding compounds are capable of causing down-regulation of transcription from the APP promoter.

18 Claims, 41 Drawing figures
 Exemplary Claim Number: 15
 Number of Drawing Sheets: 34

Full	Title	Citation	Front	Review	Classification	Date	Reference	Sequences	Attachment	Claims	KM/C	Draw. De
------	-------	----------	-------	--------	----------------	------	-----------	-----------	------------	--------	------	----------

 28. Document ID: US 5624807 A

L11: Entry 28 of 81

File: USPT

Apr 29, 1997

US-PAT-NO: 5624807

DOCUMENT-IDENTIFIER: US 5624807 A

TITLE: Methods for detecting Alzheimer's disease by measuring ratios of calcium-activated neutral protease isoforms

DATE-ISSUED: April 29, 1997

INVENTOR-INFORMATION:

NAME	CITY	STATE	ZIP CODE	COUNTRY
Nixon; Ralph A.	Arlington	MA		
Saito; Ken-Ichi	Yokohama			JP

US-CL-CURRENT: 435/7.4; 435/7.9, 435/7.92, 436/518, 436/547, 436/548, 436/63, 436/811

ABSTRACT:

Methods for screening individuals for Alzheimer's disease are disclosed. Also disclosed are antibodies that immunochemically react with the isoforms of calcium-activated neutral proteinases which are characteristic of Alzheimer's disease. Also disclosed are methods for screening drugs which are useful in treating or

preventing Alzheimer's disease.

34 Claims, 10 Drawing figures
Exemplary Claim Number: 1
Number of Drawing Sheets: 6

Full	Title	Citation	Front	Review	Classification	Date	Reference	Sequences	Attachments	Claims	KWIC	Draw. De
------	-------	----------	-------	--------	----------------	------	-----------	-----------	-------------	--------	------	----------

29. Document ID: US 5616311 A

L11: Entry 29 of 81

File: USPT

Apr 1, 1997

US-PAT-NO: 5616311
DOCUMENT-IDENTIFIER: US 5616311 A

TITLE: Non-crosslinked protein particles for therapeutic and diagnostic use

DATE-ISSUED: April 1, 1997

INVENTOR-INFORMATION:

NAME	CITY	STATE	ZIP CODE	COUNTRY
Yen; Richard C. K.	Glendora	CA		

US-CL-CURRENT: 424/1.33; 424/1.29, 424/1.37, 424/484, 424/499, 427/2.14, 427/2.21,
427/213.3, 427/213.33, 428/402.2, 428/402.24, 435/177, 977/DIG.1

ABSTRACT:

Albumin particles in the nanometer and micrometer size range in an aqueous suspension are rendered stable against resolubilization without the aid of a crosslinking agent and without denaturation, by the incorporation of hemoglobin in the particle composition. Particles which are primarily hemoglobin in the nanometer and micrometer size range in an aqueous suspension are rendered stable against aggregation by the incorporation of either albumin, surface active agents or gelatin.

26 Claims, 0 Drawing figures
Exemplary Claim Number: 1,26

Full	Title	Citation	Front	Review	Classification	Date	Reference	Sequences	Attachments	Claims	KWIC	Draw. De
------	-------	----------	-------	--------	----------------	------	-----------	-----------	-------------	--------	------	----------

30. Document ID: US 5612486 A

L11: Entry 30 of 81

File: USPT

Mar 18, 1997

US-PAT-NO: 5612486
DOCUMENT-IDENTIFIER: US 5612486 A

TITLE: Transgenic animals harboring APP allele having swedish mutation

DATE-ISSUED: March 18, 1997

INVENTOR-INFORMATION:

NAME	CITY	STATE	ZIP CODE	COUNTRY
McConlogue; Lisa C.	San Francisco	CA		
Zhao; Jun	San Diego	CA		

US-CL-CURRENT: 800/12; 536/23.1, 536/23.5, 800/18

ABSTRACT:

The invention provides transgenic non-human animals and transgenic non-human mammalian cells harboring a transgene encoding an APP polypeptide comprising the Swedish mutation.

4 Claims, 4 Drawing figures
 Exemplary Claim Number: 1
 Number of Drawing Sheets: 4

Full	Title	Citation	Front	Review	Classification	Date	Reference	Sequences	Attachments	Claims	KWIC	Drawn De
------	-------	----------	-------	--------	----------------	------	-----------	-----------	-------------	--------	------	----------

 31. Document ID: US 5604131 A

L11: Entry 31 of 81

File: USPT

Feb 18, 1997

US-PAT-NO: 5604131

DOCUMENT-IDENTIFIER: US 5604131 A

TITLE: cDNA-genomic DNA hybrid sequence encoding APP770 containing a genomic DNA insert of the KI and OX-2 regions

DATE-ISSUED: February 18, 1997

INVENTOR-INFORMATION:

NAME	CITY	STATE	ZIP CODE	COUNTRY
Wadsworth; Samuel	Shrewsbury	MA		
Snyder; Benjamin	Worcester	MA		
Reddy; Vermuri B.	Westborough	MA		
Wei; Chamer	Westborough	MA		

US-CL-CURRENT: 435/320.1; 536/23.5, 536/24.1

ABSTRACT:

A nucleic acid construct is described which when expressed in cells, results in the production of APP695, APP751 and APP770. The construct is the cDNA for APP770 with the genomic sequences encoding the KI and OX-2 regions substituting for those regions present in the cDNA.

3 Claims, 38 Drawing figures
 Exemplary Claim Number: 1
 Number of Drawing Sheets: 26

Full	Title	Citation	Front	Review	Classification	Date	Reference	Sequences	Attachments	Claims	KWIC	Draw. De
------	-------	----------	-------	--------	----------------	------	-----------	-----------	-------------	--------	------	----------

 32. Document ID: US 5604102 A

L11: Entry 32 of 81

File: USPT

Feb 18, 1997

US-PAT-NO: 5604102

DOCUMENT-IDENTIFIER: US 5604102 A

TITLE: Methods of screening for .beta.-amyloid peptide production inhibitors

DATE-ISSUED: February 18, 1997

INVENTOR-INFORMATION:

NAME	CITY	STATE	ZIP CODE	COUNTRY
McConlogue; Lisa C.	San Francisco	CA		
Schenk; Dale B.	Pacifica	CA		
Seubert; Peter A.	South San Francisco	CA		
Sinha; Sukanto	San Francisco	CA		
Zhao; Jun	La Jolla	CA		

US-CL-CURRENT: 435/7.1; 424/9.2, 435/7.21, 530/350

ABSTRACT:

Processing of .beta.-amyloid precursor protein (.beta.APP) is monitored by detecting the secretion of a soluble amino-terminal fragment or .beta.APP (ATF-.beta.APP) resulting from cleavage of .beta.APP at the amino-terminus of .beta.-amyloid peptide. Secretion of ATF-.beta.APP in animal models may be monitored to identify inhibitors of .beta.-amyloid production. The ATF-.beta.APP may be detected using antibodies and other specific binding substances which recognize a carboxy terminal residue on the fragment. Animals expressing the Swedish mutation of .beta.APP are described which produce abundant amounts of ATF-.beta.APP.

19 Claims, 13 Drawing figures

Exemplary Claim Number: 1

Number of Drawing Sheets: 8

Full	Title	Citation	Front	Review	Classification	Date	Reference	Sequences	Attachments	Claims	KWIC	Draw. De
------	-------	----------	-------	--------	----------------	------	-----------	-----------	-------------	--------	------	----------

 33. Document ID: US 5593848 A

L11: Entry 33 of 81

File: USPT

Jan 14, 1997

US-PAT-NO: 5593848

DOCUMENT-IDENTIFIER: US 5593848 A

TITLE: Target component assay utilizing specific gravity-altering liposomes

DATE-ISSUED: January 14, 1997

INVENTOR-INFORMATION:

NAME	CITY	STATE	ZIP CODE	COUNTRY
Levine; Robert A.	Guilford	CT		
Wardlaw; Stephen C.	Old Saybrook	CT		
Rodriguez; Rodolfo	Owings Mills	MD		
Britz; Judith	Laurel	MD		
Mercolino; Thomas J.	Pleasanton	CA		

US-CL-CURRENT: 435/7.24; 435/7.22, 435/7.23, 435/7.25, 435/7.92, 436/528, 436/538, 436/829

ABSTRACT:

An improved assay of target components in a sample utilizes specific gravity-altering particles which are attached to the target components by specific antibodies. The attached specific gravity-altering particles are preferably liposomes which will buoy or sink the targets to a common level in the specimen sample when the latter has been centrifuged in a transparent tube. The liposomes can provide an accentuated and more pronounced indication of the presence of the targets in the sample due to their ability to contain many multiples of fluorescent or non-fluorescent dye molecules with minimal steric interference with the attached antibodies' binding ability.

5 Claims, 1 Drawing figures

Exemplary Claim Number: 1

Number of Drawing Sheets: 1

Full	Title	Citation	Front	Review	Classification	Date	Reference	Sequences	Attachments	Claims	KWIC	Draw. D.
------	-------	----------	-------	--------	----------------	------	-----------	-----------	-------------	--------	------	----------

 34. Document ID: US 5589154 A

L11: Entry 34 of 81

File: USPT

Dec 31, 1996

US-PAT-NO: 5589154

DOCUMENT-IDENTIFIER: US 5589154 A

TITLE: Methods for the prevention or treatment of vascular hemorrhaging and Alzheimer's disease

DATE-ISSUED: December 31, 1996

INVENTOR-INFORMATION:

NAME	CITY	STATE	ZIP CODE	COUNTRY
Anderson; Stephen	Princeton	NJ		

US-CL-CURRENT: 424/1.41; 424/1.49, 424/1.69, 424/130.1, 424/145.1, 424/9.34, 424/9.6, 435/7.1, 436/543, 436/547, 530/380

ABSTRACT:

Methods for preventing or treating vascular hemorrhaging such as that incident to thrombolytic therapy, or characteristic of Alzheimer's and related diseases are provided. Such methods provide improved thrombolytic therapy to individuals who receive such therapy, and permit the diagnosis and treatment of diseases, such as Alzheimer's disease, that are characterized by the deposition of amyloid deposits.

5 Claims, 3 Drawing figures
Exemplary Claim Number: 1
Number of Drawing Sheets: 3

Full	Title	Citation	Front	Review	Classification	Date	Reference	Sequences	Attachments	Claims	KWIC	Draw De
------	-------	----------	-------	--------	----------------	------	-----------	-----------	-------------	--------	------	---------

35. Document ID: US 5578493 A

L11: Entry 35 of 81

File: USPT

Nov 26, 1996

US-PAT-NO: 5578493
DOCUMENT-IDENTIFIER: US 5578493 A

TITLE: Wilson's disease gene

DATE-ISSUED: November 26, 1996

INVENTOR-INFORMATION:

NAME	CITY	STATE	ZIP CODE	COUNTRY
Gilliam; T. Conrad	New York	NY		
Tanzi; Rudolph E.	Canton	MA		

US-CL-CURRENT: 435/320.1; 435/183, 435/196, 536/23.5, 536/24.31

ABSTRACT:

This invention provides an isolated, vertebrate nucleic acid molecule encoding the normal protein that prevents development of Wilson's disease. This invention also provides a nucleic acid molecule comprising a nucleic acid molecule of at least 15 nucleotides capable of specifically hybridizing with a sequence included within the sequence of the above-described nucleic acid molecule. Finally, this invention provides various uses of the isolated Wilson's disease gene.

12 Claims, 26 Drawing figures
Exemplary Claim Number: 1
Number of Drawing Sheets: 20

Full	Title	Citation	Front	Review	Classification	Date	Reference	Sequences	Attachments	Claims	KWIC	Draw De
------	-------	----------	-------	--------	----------------	------	-----------	-----------	-------------	--------	------	---------

36. Document ID: US 5576209 A

L11: Entry 36 of 81

File: USPT

Nov 19, 1996

US-PAT-NO: 5576209
DOCUMENT-IDENTIFIER: US 5576209 A

TITLE: Method for increasing the resistance of neural cells to .beta.-amyloid peptide toxicity

DATE-ISSUED: November 19, 1996

INVENTOR-INFORMATION:

NAME	CITY	STATE	ZIP CODE	COUNTRY
Bredesen; Dale E.	Palos Verdes Estates	CA		

US-CL-CURRENT: 435/325; 435/368, 514/12, 514/2

ABSTRACT:

Neural cells which express P75 nerve growth factor receptor (p75.sup.NTR) and which have a low resistance to .beta.-amyloid peptide toxicity are treated with a binding agent that binds with p75.sup.NTR. The resulting neural cells display an increased resistance to .beta.-amyloid peptide toxicity. Mutant and transfected neural cells are also disclosed in which the ability to express p75.sup.NTR has been removed with a resultant increase in resistance to .beta.-amyloid peptide toxicity.

4 Claims, 3 Drawing figures
Exemplary Claim Number: 1
Number of Drawing Sheets: 1

Full	Title	Citation	Front	Review	Classification	Date	Reference	Sequences	Attachments	Claims	KWC	Draw. Des
------	-------	----------	-------	--------	----------------	------	-----------	-----------	-------------	--------	-----	-----------

37. Document ID: US 5571698 A

L11: Entry 37 of 81

File: USPT

Nov 5, 1996

US-PAT-NO: 5571698

DOCUMENT-IDENTIFIER: US 5571698 A

**** See image for Certificate of Correction ****

TITLE: Directed evolution of novel binding proteins

DATE-ISSUED: November 5, 1996

INVENTOR-INFORMATION:

NAME	CITY	STATE	ZIP CODE	COUNTRY
Ladner; Robert C.	Ijamsville	MD		
Guterman; Sonia K.	Belmont	MA		
Roberts; Bruce L.	Milford	MA		
Markland; William	Milford	MA		
Ley; Arthur C.	Newton	MA		
Kent; Rachel B.	Boxborough	MA		

US-CL-CURRENT: 435/69.7; 435/252.3, 435/320.1, 435/477, 435/6, 435/69.1

ABSTRACT:

In order to obtain a novel binding protein against a chosen target, DNA molecules, each encoding a protein comprising one of a family of similar potential binding domains and a structural signal calling for the display of the protein on the outer surface of a chosen bacterial cell, bacterial spore or phage (genetic package) are introduced into a genetic package. The protein is expressed and the potential binding domain is displayed on the outer surface of the package. The cells or viruses bearing the binding domains which recognize the target molecule are isolated and amplified. The successful binding domains are then characterized. One or more of these successful binding domains is used as a model for the design of a new family of potential binding domains, and the process is repeated until a novel binding domain having a desired affinity for the target molecule is obtained. In one embodiment, the first family of potential binding domains is related to bovine pancreatic trypsin inhibitor, the genetic package is M13 phage, and the protein includes the outer surface transport signal of the M13 gene III protein.

83 Claims, 16 Drawing figures
Exemplary Claim Number: 1
Number of Drawing Sheets: 16

Full	Title	Citation	Front	Review	Classification	Date	Reference	Sequences	Attachments	Claims	KWIC	Draw De
------	-------	----------	-------	--------	----------------	------	-----------	-----------	-------------	--------	------	---------

38. Document ID: US 5567720 A

L11: Entry 38 of 81

File: USPT

Oct 22, 1996

US-PAT-NO: 5567720
DOCUMENT-IDENTIFIER: US 5567720 A

TITLE: Pharmaceutically active agents that impede amyloid formation in vivo

DATE-ISSUED: October 22, 1996

INVENTOR-INFORMATION:

NAME	CITY	STATE	ZIP CODE	COUNTRY
Averback; Paul	Montreal			CA

US-CL-CURRENT: 514/345; 514/262.1, 514/274, 514/378, 514/379, 514/407, 514/460, 514/724, 514/883, 514/903

ABSTRACT:

Dense microspheres can be extracted and purified to substantial homogeneity from mammalian brain tissue, and used in the screening of therapies for potential effectiveness in impeding the formation of amyloid fibrils associated with Alzheimer's disease and other forms of cerebral amyloidosis. Compounds that, at in-tissue concentrations of 10.^{sup.}-5 M or less, inhibit amyloid formation in a test animal injected intracerebrally with dense microspheres are particularly useful in inhibiting treating cerebral amyloidosis.

7 Claims, 0 Drawing figures
Exemplary Claim Number: 1

Full	Title	Citation	Front	Review	Classification	Date	Reference	Sequences	Attachments	Claims	KWIC	Draw D
------	-------	----------	-------	--------	----------------	------	-----------	-----------	-------------	--------	------	--------

 39. Document ID: US 5550262 A

L11: Entry 39 of 81

File: USPT

Aug 27, 1996

US-PAT-NO: 5550262

DOCUMENT-IDENTIFIER: US 5550262 A

**** See image for Certificate of Correction ****

TITLE: Multicatalytic protease inhibitors

DATE-ISSUED: August 27, 1996

INVENTOR-INFORMATION:

NAME	CITY	STATE	ZIP CODE	COUNTRY
Iqbal; Mohamed	Malvern	PA		
Diebold; James L.	Norristown	PA		
Siman; Robert	Wilmington	DE		
Chatterjee; Sankar	Wynnewood	PA		
Kauer; James C.	Kennett Square	PA		

US-CL-CURRENT: 554/57; 554/36, 554/42, 554/51, 554/54, 558/432, 564/123

ABSTRACT:

Disclosed herein are inhibitors of the multicatalytic protease enzyme which are represented by the general formula: ##STR1## Constituent members and preferred constituent members are disclosed herein. Methodologies for making and using the disclosed compounds are also set forth herein.

10 Claims, 7 Drawing figures

Exemplary Claim Number: 1

Number of Drawing Sheets: 7

Full	Title	Citation	Front	Review	Classification	Date	Reference	Sequences	Attachments	Claims	KWIC	Draw D
------	-------	----------	-------	--------	----------------	------	-----------	-----------	-------------	--------	------	--------

 40. Document ID: US 5547841 A

L11: Entry 40 of 81

File: USPT

Aug 20, 1996

US-PAT-NO: 5547841

DOCUMENT-IDENTIFIER: US 5547841 A

TITLE: In vitro method for screening for drugs that inhibit production or degradation of human A4-amyloid

DATE-ISSUED: August 20, 1996

INVENTOR-INFORMATION:

NAME	CITY	STATE	ZIP CODE	COUNTRY
Marotta; Charles A.	Cambridge	MA		
Zain; Sayeeda	Pittsford	NY		

US-CL-CURRENT: [435/6](#); [435/7.1](#), [435/7.92](#), [436/518](#), [436/811](#)

ABSTRACT:

The invention relates to an in vitro method of screening for drugs, potentially useful for treatment of Alzheimer's Disease. The method involves contacting a drug with a host transformed with a DNA construct which contains at least the DNA coding for human A4-amyloid peptide and overexpresses the peptide and then detecting the prevention of production or increased degradation of the A4-peptide due to the drug.

3 Claims, 12 Drawing figures
 Exemplary Claim Number: 1
 Number of Drawing Sheets: 11

Full	Title	Citation	Front	Review	Classification	Date	Reference	Sequences	Attachments	Claims	KWIC	Draw De
------	-------	----------	-------	--------	----------------	------	-----------	-----------	-------------	--------	------	---------

41. Document ID: US 5538983 A

L11: Entry 41 of 81

File: USPT

Jul 23, 1996

US-PAT-NO: 5538983
 DOCUMENT-IDENTIFIER: US 5538983 A

TITLE: Method of treating amyloidosis by modulation of calcium

DATE-ISSUED: July 23, 1996

INVENTOR-INFORMATION:

NAME	CITY	STATE	ZIP CODE	COUNTRY
Buxbaum; Joseph D.	Flushing	NY		
Greengard; Paul	New York	NY		

US-CL-CURRENT: [514/313](#); [514/453](#), [514/468](#), [514/510](#), [514/691](#), [514/729](#), [514/739](#),
[514/766](#)

ABSTRACT:

Various first messengers linked to phospholipase C, including acetylcholine and interleukin-1, regulate the production both of the secreted form of the amyloid protein precursor and of amyloid .beta.-protein. Intracellular signals which are responsible for mediating these effects have now been identified, and that activation of phospholipase C may affect APP processing by either of two pathways, one involving an increase in protein kinase C and the other an increase in cytoplasmic calcium levels. The effects of calcium on APP processing appear to be independent of protein kinase C activation. The observed effects of calcium on APP processing are of therapeutic utility in the treatment of Alzheimer-type amyloidosis.

13 Claims, 9 Drawing figures
 Exemplary Claim Number: 1
 Number of Drawing Sheets: 6

Full	Title	Citation	Front	Review	Classification	Date	Reference	Sequences	Attachments	Claims	KWC	Draw De
------	-------	----------	-------	--------	----------------	------	-----------	-----------	-------------	--------	-----	---------

42. Document ID: US 5538845 A

L11: Entry 42 of 81

File: USPT

Jul 23, 1996

US-PAT-NO: 5538845
 DOCUMENT-IDENTIFIER: US 5538845 A

TITLE: Beta-amyloid peptide production inhibitors and methods for their identification

DATE-ISSUED: July 23, 1996

INVENTOR-INFORMATION:

NAME	CITY	STATE	ZIP CODE	COUNTRY
Knops; Jeroen	San Francisco	CA		
Sinha; Sukanto	San Francisco	CA		

US-CL-CURRENT: 435/6; 435/183, 435/69.2, 435/7.21, 436/530, 436/531, 530/387.1

ABSTRACT:

A method for identifying compounds capable of inhibiting the production of .beta.-amyloid peptide in cells comprises exposing cultured cells in one or more test compounds. The cells are cultured under conditions which produce amyloid precursor protein and which result in intracellular accumulation of an approximately 22 kD polypeptide which includes the entire sequence of the .beta.-amyloid peptide. Test compounds which cause a change in the accumulation of the 22 kD polypeptide are considered likely candidates for use as drugs for treating .beta.-amyloid diseases, such as Alzheimer's disease.

38 Claims, 5 Drawing figures
 Exemplary Claim Number: 1
 Number of Drawing Sheets: 3

Full	Title	Citation	Front	Review	Classification	Date	Reference	Sequences	Attachments	Claims	KWC	Draw De
------	-------	----------	-------	--------	----------------	------	-----------	-----------	-------------	--------	-----	---------

43. Document ID: US 5536639 A

L11: Entry 43 of 81

File: USPT

Jul 16, 1996

US-PAT-NO: 5536639
 DOCUMENT-IDENTIFIER: US 5536639 A

TITLE: Methods for detecting calpain activation by detection of calpain activated spectrin breakdown products

DATE-ISSUED: July 16, 1996

INVENTOR-INFORMATION:

NAME	CITY	STATE	ZIP CODE	COUNTRY
Siman; Robert	Wilmington	DE		
Bozyczko-Coyne; Donna	Norristown	PA		

US-CL-CURRENT: 435/7.1; 435/7.9, 435/7.92

ABSTRACT:

The invention provides methods for detecting calpain activation by measuring levels of calpain-generated spectrin BDPs using antibodies that specifically bind to these spectrin BDPs, but not intact spectrin, or spectrin BDPs generated by other proteases. Also included in the invention are kits for diagnosing diseases associated with increased levels of calpain activation, and methods for screening for effective therapeutics for these diseases.

10 Claims, 23 Drawing figures
 Exemplary Claim Number: 1
 Number of Drawing Sheets: 11

Full	Title	Citation	Front	Review	Classification	Date	Reference	Sequences	Attachments	Claims	KWC	Draw D
------	-------	----------	-------	--------	----------------	------	-----------	-----------	-------------	--------	-----	--------

 44. Document ID: US 5525714 A

L11: Entry 44 of 81

File: USPT

Jun 11, 1996

US-PAT-NO: 5525714

DOCUMENT-IDENTIFIER: US 5525714 A

TITLE: Mutated form of the .beta.-amyloid precursor protein gene

DATE-ISSUED: June 11, 1996

INVENTOR-INFORMATION:

NAME	CITY	STATE	ZIP CODE	COUNTRY
Van Broeckhoven; Christine	Antwerpen			BE
Martin; Jean-Jacques	Antwerpen			BE
Hendriks; Lydia	Antwerpen			BE
Cras; Patrick	Antwerpen			BE

US-CL-CURRENT: 536/23.5; 536/24.31

ABSTRACT:

The invention relates to a polypeptide containing a sequence of contiguous amino acids of the polypeptide sequence coded by exon 17 of the cDNA of the APP 770 gene, with said sequence of contiguous amino acids being such that:

it has from 5 to the total number of amino acids coded by said exon 17,

and it contains the amino acid corresponding to codon 692 in the cDNA of the APP 770 gene and which is alanine substituted for glycine. (no figure).

20 Claims, 12 Drawing figures
Exemplary Claim Number: 1
Number of Drawing Sheets: 8

Full	Title	Citation	Front	Review	Classification	Date	Reference	Sequences	Attachments	Claims	KWIC	Draw De
------	-------	----------	-------	--------	----------------	------	-----------	-----------	-------------	--------	------	---------

45. Document ID: US 5512457 A

L11: Entry 45 of 81

File: USPT

Apr 30, 1996

US-PAT-NO: 5512457
DOCUMENT-IDENTIFIER: US 5512457 A

TITLE: Cytokine designated elk ligand

DATE-ISSUED: April 30, 1996

INVENTOR-INFORMATION:

NAME	CITY	STATE	ZIP CODE	COUNTRY
Lyman; Stewart	Seattle	WA		
Beckmann; M. Patricia	Poulsbo	WA		
Baum; Peter R.	Seattle	WA		
Carpenter; Melissa K.	Issaquah	WA		

US-CL-CURRENT: 435/69.5; 424/85.1, 435/320.1, 530/351, 536/23.5, 536/24.31, 930/140

ABSTRACT:

elk ligand (elk-L) polypeptides as well as DNA sequences, vectors and transformed host cells useful in providing elk-L polypeptides. The elk-L polypeptide binds to a cell surface receptor that is a member of the tyrosine kinase receptor family.

13 Claims, 0 Drawing figures
Exemplary Claim Number: 1

Full	Title	Citation	Front	Review	Classification	Date	Reference	Sequences	Attachments	Claims	KWIC	Draw De
------	-------	----------	-------	--------	----------------	------	-----------	-----------	-------------	--------	------	---------

46. Document ID: US 5508167 A

L11: Entry 46 of 81

File: USPT

Apr 16, 1996

US-PAT-NO: 5508167
DOCUMENT-IDENTIFIER: US 5508167 A

**** See image for Certificate of Correction ****

TITLE: Methods of screening for Alzheimer's disease

DATE-ISSUED: April 16, 1996

INVENTOR-INFORMATION:

NAME	CITY	STATE	ZIP CODE	COUNTRY
Roses; Allen D.	Durham	NC		
Strittmatter; Warren J.	Durham	NC		
Salvesen; Guy S.	Chapel Hill	NC		
Enghild; Jan	Durham	NC		
Schmechel; Donald E.	Durham	NC		

US-CL-CURRENT: 435/6; 435/4, 435/91.2, 435/91.52

ABSTRACT:

Methods of diagnosing or prognosing Alzheimer's disease in a subject are disclosed. The methods involve directly or indirectly detecting the presence or absence of an apolipoprotein E type 4 (ApoE4) isoform or DNA, encoding ApoE4 in the subject. The presence of ApoE4 indicates the subject is afflicted with Alzheimer's disease or at risk of developing Alzheimer's disease. A novel immunochemical assay for detecting the presence or absence of the Apolipoprotein E (ApoE) E4 allele in a subject is also disclosed.

27 Claims, 4 Drawing figures
 Exemplary Claim Number: 1
 Number of Drawing Sheets: 4

Full	Title	Citation	Front	Review	Classification	Date	Reference	Sequence	Attachments	Claims	KM/C	Draw De
------	-------	----------	-------	--------	----------------	------	-----------	----------	-------------	--------	------	---------

 47. Document ID: US 5492812 A

L11: Entry 47 of 81

File: USPT

Feb 20, 1996

US-PAT-NO: 5492812

DOCUMENT-IDENTIFIER: US 5492812 A

TITLE: Diagnostic method for Alzheimer's disease by screening for tau-peptides in the blood of a patient

DATE-ISSUED: February 20, 1996

INVENTOR-INFORMATION:

NAME	CITY	STATE	ZIP CODE	COUNTRY
Vooheis; H. Paul	Dublin			IE

US-CL-CURRENT: 435/7.1; 435/7.92, 435/7.93, 435/7.94, 435/7.95, 436/518, 436/804, 436/811

ABSTRACT:

The present invention is directed to methods and kits for diagnosing, Alzheimer's disease. The invention is based, in part, on the discovery that proteolytic fragments of the amino and carboxy terminal amino acid residues of tau-proteins are

released from the neurofibrillary tangles associated with the disease and can be detected in body fluids outside the brain. The tau-proteins will be purified or chemically synthesized and peptide fragments of the amino terminal and carboxy terminal regions will be obtained proteolytically or synthesized chemically and will be used in generating tau specific antibodies for use in diagnostic kits for the detection of Alzheimer's disease. These diagnostic kits will be used in screening the body fluids of individuals for the presence of tau-peptide fragments. Alternatively, the tau-peptides themselves may be used in diagnostic kits for screening the body fluids of individuals for the presence of circulating autoantibodies.

2 Claims, 2 Drawing figures
Exemplary Claim Number: 1
Number of Drawing Sheets: 2

Full	Title	Citation	Front	Review	Classification	Date	Reference	Sequences	Attachments	Claims	KWIC	Draw. De
------	-------	----------	-------	--------	----------------	------	-----------	-----------	-------------	--------	------	----------

48. Document ID: US 5478857 A

L11: Entry 48 of 81

File: USPT

Dec 26, 1995

US-PAT-NO: 5478857
DOCUMENT-IDENTIFIER: US 5478857 A

TITLE: Use of PLA.sub.2 inhibitors as treatment for alzheimer's disease

DATE-ISSUED: December 26, 1995

INVENTOR-INFORMATION:

NAME	CITY	STATE	ZIP CODE	COUNTRY
Clemens; James A.	Indianapolis	IN		
Sofia; Michael J.	Lawrenceville	NJ		
Stephenson; Diane T.	Indianapolis	IN		

US-CL-CURRENT: [514/381](#); [514/454](#), [514/455](#), [514/456](#), [514/457](#), [514/458](#), [514/568](#), [514/570](#), [514/571](#), [514/622](#)

ABSTRACT:

This invention provides methods for the treatment or prevention of Alzheimer's disease in a mammal which comprises administering to a mammal in need thereof an effective amount of an inhibitor of phospholipase A.sub.2. This invention also provides a series of compounds which are useful as inhibitors of phospholipases A.sub.2, especially cytosolic phospholipase A.sub.2.

12 Claims, 0 Drawing figures
Exemplary Claim Number: 1

Full	Title	Citation	Front	Review	Classification	Date	Reference	Sequences	Attachments	Claims	KWIC	Draw. De
------	-------	----------	-------	--------	----------------	------	-----------	-----------	-------------	--------	------	----------

49. Document ID: US 5466675 A

L11: Entry 49 of 81

File: USPT

Nov 14, 1995

US-PAT-NO: 5466675

DOCUMENT-IDENTIFIER: US 5466675 A

**** See image for Certificate of Correction ****

TITLE: Immunological activity of rhamnolipids

DATE-ISSUED: November 14, 1995

INVENTOR-INFORMATION:

NAME	CITY	STATE	ZIP CODE	COUNTRY
Piljac; Goran	Davis	CA	95616	
Piljac; Visnja	Davis	CA	95616	

US-CL-CURRENT: 514/25; 514/814, 514/861, 514/863, 514/864, 514/878, 514/883,
514/885, 514/886, 514/887, 514/889, 514/903 , 514/908

ABSTRACT:

Methods for treating various autoimmune diseases and for providing immunorestitution, by administering, to a subject in need thereof, an effective amount of a composition having, as active ingredient, one or more rhamnolipids of formula (I) ##STR1## wherein R.sup.1 is H or .alpha.-L-rhamnopyranosyl;

R.sup.2 is H or --CH(R.sup.4)--CH.sub.2 --COOH;

R.sup.3 is (C.sub.5 -C.sub.20)-saturated, mono or polyunsaturated hydrocarbyl and

R.sup.4 is (C.sub.5 -C.sub.20)-saturated, mono or polyunsaturated hydrocarbyl;

are provided.

13 Claims, 0 Drawing figures

Exemplary Claim Number: 1

Full	Title	Citation	Front	Review	Classification	Date	Reference	Sequences	Attachments	Claims	KMC	Draw De
------	-------	----------	-------	--------	----------------	------	-----------	-----------	-------------	--------	-----	---------

 50. Document ID: US 5455338 A

L11: Entry 50 of 81

File: USPT

Oct 3, 1995

US-PAT-NO: 5455338

DOCUMENT-IDENTIFIER: US 5455338 A

TITLE: DNA encoding novel human kunitz-type inhibitors and methods relating thereto

DATE-ISSUED: October 3, 1995

INVENTOR-INFORMATION:

NAME	CITY	STATE	ZIP CODE	COUNTRY
------	------	-------	----------	---------

Sprecher; Cindy A.	Seattle	WA
Kisiel; Walt	Albuquerque	NM
Foster; Donald C.	Seattle	WA

US-CL-CURRENT: 536/23.5; 435/252.33, 435/6, 435/69.1, 435/69.6, 435/91.1, 530/350, 530/381, 530/384

ABSTRACT:

The present invention provides isolated DNA molecules comprising a DNA segment encoding novel human Kunitz-type inhibitors. Also provided are DNA constructs comprising a first DNA segment encoding a novel human Kunitz-type inhibitor wherein said first DNA segment is operably linked to additional DNA segments required for the expression for the first DNA segment, as well as host cells containing such DNA constructs and methods for producing proteins from the host cells.

17 Claims, 0 Drawing figures
Exemplary Claim Number: 1

Full	Title	Citation	Front	Review	Classification	Date	Reference	Sequences	Attachments	Claims	KWIC	Draw De
------	-------	----------	-------	--------	----------------	------	-----------	-----------	-------------	--------	------	---------

 51. Document ID: US 5455169 A

L11: Entry 51 of 81

File: USPT

Oct 3, 1995

US-PAT-NO: 5455169
DOCUMENT-IDENTIFIER: US 5455169 A

TITLE: Nucleic acids for diagnosing and modeling Alzheimer's disease

DATE-ISSUED: October 3, 1995

INVENTOR-INFORMATION:

NAME	CITY	STATE	ZIP CODE	COUNTRY
Mullan; Michael J.	Tampa	FL		

US-CL-CURRENT: 435/325; 435/320.1, 536/23.1, 536/23.5, 536/24.31, 536/24.33

ABSTRACT:

The invention provides an isolated nucleic acid characteristic of human amyloid precursor protein 770 including the nucleotides encoding codon 670 and 671, wherein the nucleic acid encodes an amino acid other than lysine at codon 670 and/or an amino acid other than methionine at codon 671. Also provided is a method of diagnosing or predicting a predisposition to Alzheimer's disease, comprising detecting in a sample from a subject the presence of a mutation at a nucleotide position corresponding to codons 670 and/or 671 of amyloid precursor protein or fragment thereof, the presence of the mutation indicating the presence of or a predisposition to Alzheimer's disease.

12 Claims, 1 Drawing figures
Exemplary Claim Number: 1
Number of Drawing Sheets: 1

Full	Title	Citation	Front	Review	Classification	Date	Reference	Sequences	Attachments	Claims	KWOC	Draw. De
------	-------	----------	-------	--------	----------------	------	-----------	-----------	-------------	--------	------	----------

 52. Document ID: US 5441931 A

L11: Entry 52 of 81

File: USPT

Aug 15, 1995

US-PAT-NO: 5441931

DOCUMENT-IDENTIFIER: US 5441931 A

TITLE: Human amyloid protein precursor homologue and Kunitz-type inhibitors

DATE-ISSUED: August 15, 1995

INVENTOR-INFORMATION:

NAME	CITY	STATE	ZIP CODE	COUNTRY
Sprecher; Cindy A.	Seattle	WA	98115	
Foster; Donald C.	Seattle	WA	98115	
Norris; Kjeld E.	2900 Hellerup			DK

US-CL-CURRENT: [514/2](#); [435/212](#), [435/213](#), [435/252.3](#), [435/320.1](#), [435/69.1](#), [435/69.2](#), [530/350](#), [536/22.1](#), [536/23.1](#), [536/23.2](#) , [536/23.5](#)

ABSTRACT:

The present invention provides isolated DNA molecules comprising a DNA segment encoding a novel human amyloid protein precursor homologue and novel Kunitz-type inhibitors. Also provided are DNA constructs comprising a first DNA segment encoding a novel human amyloid protein precursor homologue or a novel Kunitz-type inhibitor wherein said first DNA segment is operably linked to additional DNA segments required for the expression for the first DNA segment, as well as host cells containing such DNA constructs and methods for producing proteins from the host cells.

3 Claims, 0 Drawing figures

Exemplary Claim Number: 1

Full	Title	Citation	Front	Review	Classification	Date	Reference	Sequences	Attachments	Claims	KWOC	Draw. De
------	-------	----------	-------	--------	----------------	------	-----------	-----------	-------------	--------	------	----------

 53. Document ID: US 5441870 A

L11: Entry 53 of 81

File: USPT

Aug 15, 1995

US-PAT-NO: 5441870

DOCUMENT-IDENTIFIER: US 5441870 A

** See image for Certificate of Correction **TITLE: Methods for monitoring cellular processing of .beta.-amyloid precursor protein

DATE-ISSUED: August 15, 1995

INVENTOR-INFORMATION:

NAME	CITY	STATE	ZIP CODE	COUNTRY
Seubert; Peter A.	South San Francisco	CA		
Schenk; Dale B.	Pacifica	CA		
Fritz; Lawrence C.	San Francisco	CA		

US-CL-CURRENT: 435/7.1; 435/7.21, 435/7.92, 436/518, 436/811

ABSTRACT:

Processing of .beta.-amyloid precursor protein (.beta.APP) is monitored by detecting the secretion of a soluble .beta.APP fragment resulting from cleavage of .beta.APP at the amino-terminus of .beta.-amyloid peptide. In vivo monitoring of secretion of the .beta.APP fragment may be monitored for diagnosis and prognosis of Alzheimer's disease and other .beta.-amyloid-related diseases, while in vitro monitoring of such secretion from cultured cells may be monitored to identify inhibitors of .beta.-amyloid production. The .beta.APP fragment may be detected using antibodies and other specific binding substances which recognize a carboxy-terminal residue on the fragment.

26 Claims, 8 Drawing figures
 Exemplary Claim Number: 1
 Number of Drawing Sheets: 4

Full	Title	Citation	Front	Review	Classification	Date	Reference	Exemptions	Attachments	Claims	KWIC	Draw. De
------	-------	----------	-------	--------	----------------	------	-----------	------------	-------------	--------	------	----------

 54. Document ID: US 5436153 A

L11: Entry 54 of 81

File: USPT

Jul 25, 1995

US-PAT-NO: 5436153

DOCUMENT-IDENTIFIER: US 5436153 A

TITLE: Human amyloid protein precursor homolog and Kunitz-type inhibitor

DATE-ISSUED: July 25, 1995

INVENTOR-INFORMATION:

NAME	CITY	STATE	ZIP CODE	COUNTRY
Sprecher; Cindy A.	Seattle	WA	98115	
Foster; Donald C.	Seattle	WA	98155	
Norris; Kjeld E.	2900 Hellerup			DK

US-CL-CURRENT: 435/252.33; 435/212, 435/213, 435/252.3, 435/320.1, 435/6, 435/69.1, 536/22.1, 536/23.1, 536/23.2, 536/23.5

ABSTRACT:

The present invention provides isolated DNA molecules comprising a DNA segment encoding a novel human amyloid protein precursor homolog and Kunitz-type inhibitor.

Also provided are DNA constructs comprising a first DNA segment encoding a novel human amyloid protein precursor homolog or a Kunitz-type inhibitor wherein said first DNA segment is operably linked to additional DNA segments required for the expression for the first DNA segment, as well as host cells containing such DNA constructs and methods for producing proteins from the host cells.

13 Claims, 0 Drawing figures
Exemplary Claim Number: 1

Full	Title	Citation	Front	Review	Classification	Date	Reference	Sequences	Attachments	Claims	KWIC	Draw. De
------	-------	----------	-------	--------	----------------	------	-----------	-----------	-------------	--------	------	----------

55. Document ID: US 5424205 A

L11: Entry 55 of 81

File: USPT

Jun 13, 1995

US-PAT-NO: 5424205
DOCUMENT-IDENTIFIER: US 5424205 A

TITLE: Amyloidin protease and uses thereof

DATE-ISSUED: June 13, 1995

INVENTOR-INFORMATION:

NAME	CITY	STATE	ZIP CODE	COUNTRY
Dovey; Harry F.	Pacifica	CA		
Seubert; Peter A.	San Mateo	CA		
Sinha; Sukanto	San Francisco	CA		

US-CL-CURRENT: 435/226; 435/219

ABSTRACT:

A proteolytic enzyme isolated from human tissue which exhibits a proteolytic activity to hydrolyze Met-Asp peptide bond in an amyloid-like substrate is disclosed. This enzyme has been designated "amyloidin" because it proteolytically cleaves a Met-Asp bond similar to the one present in the amyloid precursor protein to release a fragment having the mature Asp terminus of the .beta.-amyloid peptide. Antibodies to the amyloidin protease are also provided. Methods to isolate and purify the amyloidin protease are provided, as well as assays to screen for inhibitors of the amyloidin protease. Also disclosed is the gene encoding the protease and methods for expression of the protease by recombinant DNA means.

11 Claims, 5 Drawing figures
Exemplary Claim Number: 1
Number of Drawing Sheets: 4

Full	Title	Citation	Front	Review	Classification	Date	Reference	Sequences	Attachments	Claims	KWIC	Draw. De
------	-------	----------	-------	--------	----------------	------	-----------	-----------	-------------	--------	------	----------

56. Document ID: US 5407581 A

L11: Entry 56 of 81

File: USPT

Apr 18, 1995

US-PAT-NO: 5407581
DOCUMENT-IDENTIFIER: US 5407581 A

TITLE: Filter medium having a limited surface negative charge for treating a blood material

DATE-ISSUED: April 18, 1995

INVENTOR-INFORMATION:

NAME	CITY	STATE	ZIP CODE	COUNTRY
Onodera; Hirokazu	Oita			JP
Yoshida; Makoto	Oita			JP

US-CL-CURRENT: [210/654](#); [210/321.69](#), [210/508](#), [210/767](#), [210/929](#), [502/403](#)

ABSTRACT:

Disclosed is a filter medium for treating a blood material selected from the group consisting of a leukocyte-containing suspension and plasma, comprising a polymeric, porous element having, in a surface portion thereof, a negative charge and having a surface electric charge of not smaller than $-30 \mu\text{eq/g}$ of the polymeric, porous element. The filter medium and an apparatus having the filter medium packed in a casing having an inlet and an outlet, can be advantageously used for treating a blood material, for example, for separating leukocytes from a leukocyte-containing suspension including whole blood, for blood dialysis or for removing undesired proteinous substances and the like from whole blood or plasma by adsorption-filtration, while effectively controlling a concentration of bradykinin (which is causative of anaphylactic reactions) in a treated blood to a level not exceeding 4,000 pg/ml.

34 Claims, 0 Drawing figures
Exemplary Claim Number: 1

Full	Title	Citation	Front	Review	Classification	Date	Reference	Sequences	Attachments	Claims	KMC	Draw De
------	-------	----------	-------	--------	----------------	------	-----------	-----------	-------------	--------	-----	---------

57. Document ID: US 5403484 A

L11: Entry 57 of 81

File: USPT

Apr 4, 1995

US-PAT-NO: 5403484
DOCUMENT-IDENTIFIER: US 5403484 A

TITLE: Viruses expressing chimeric binding proteins

DATE-ISSUED: April 4, 1995

INVENTOR-INFORMATION:

NAME	CITY	STATE	ZIP CODE	COUNTRY
Ladner; Robert C.	Ijamsville	MD		
Guterman; Sonia K.	Belmont	MA		
Roberts; Bruce L.	Milford	MA		
Markland; William	Milford	MA		

Ley; Arthur C. Newton MA
 Kent; Rachel B. Boxborough MA

US-CL-CURRENT: 435/235.1; 435/252.3, 435/320.1, 435/69.7, 530/350, 536/23.4

ABSTRACT:

In order to obtain a novel binding protein against a chosen target, DNA molecules, each encoding a protein comprising one of a family of similar potential binding domains and a structural signal calling for the display of the protein on the outer surface of a chosen bacterial cell, bacterial spore or phage (genetic package) are introduced into a genetic package. The protein is expressed and the potential binding domain is displayed on the outer surface of the package. The cells or viruses bearing the binding domains which recognize the target molecule are isolated and amplified. The successful binding domains are then characterized. One or more of these successful binding domains is used as a model for the design of a new family of potential binding domains, and the process is repeated until a novel binding domain having a desired affinity for the target molecule is obtained. In one embodiment, the first family of potential binding domains is related to bovine pancreatic trypsin inhibitor, the genetic package is M13 phage, and the protein includes the outer surface transport signal of the M13 gene III protein.

49 Claims, 16 Drawing figures
 Exemplary Claim Number: 1
 Number of Drawing Sheets: 16

Full	Title	Citation	Front	Review	Classification	Date	Reference	Sequence	Attachment	Claims	KWIC	Draw. De
------	-------	----------	-------	--------	----------------	------	-----------	----------	------------	--------	------	----------

58. Document ID: US 5387742 A

L11: Entry 58 of 81

File: USPT

Feb 7, 1995

US-PAT-NO: 5387742
 DOCUMENT-IDENTIFIER: US 5387742 A

TITLE: Transgenic mice displaying the amyloid-forming pathology of alzheimer's disease

DATE-ISSUED: February 7, 1995

INVENTOR-INFORMATION:

NAME	CITY	STATE	ZIP CODE	COUNTRY
Cordell; Barbara	Palo Alto	CA		

US-CL-CURRENT: 800/12; 536/23.5, 800/18

ABSTRACT:

Cloned recombinant or synthetic DNA sequences related to the pathology of Alzheimer's disease are injected into fertilized mouse eggs. The injected eggs are implanted in pseudo pregnant females and are grown to term to provide transgenic mice whose cells express proteins related to the pathology of Alzheimer's disease. The injected sequences are constructed having promoter sequences connected so as to

express the desired protein in brain tissues of the transgenic mouse. The proteins which are preferably ubiquitously expressed include (1) .beta.-amyloid core precursor proteins; and (2) .beta.-amyloid related precursor proteins; and (3) serine protease inhibitor. The transgenic mice provide useful models for studying compounds being tested for their usefulness in treating Alzheimer's disease, and for studying the in vivo interrelationships of these proteins to each other.

4 Claims, 44 Drawing figures
Exemplary Claim Number: 1
Number of Drawing Sheets: 38

Full	Title	Citation	Front	Review	Classification	Date	Reference	Sequences	Attachments	Claims	KWIC	Draw. De
------	-------	----------	-------	--------	----------------	------	-----------	-----------	-------------	--------	------	----------

59. Document ID: US 5348963 A

L11: Entry 59 of 81

File: USPT

Sep 20, 1994

US-PAT-NO: 5348963
DOCUMENT-IDENTIFIER: US 5348963 A

TITLE: Method of screening for modulators of amyloid formation

DATE-ISSUED: September 20, 1994

INVENTOR-INFORMATION:

NAME	CITY	STATE	ZIP CODE	COUNTRY
Gandy; Samuel E.	New York	NY		
Caporaso; Gregg L.	New York	NY		
Greengard; Paul	New York	NY		

US-CL-CURRENT: 514/313, 206/569, 435/7.21, 436/507, 514/453, 514/468, 514/510, 514/691, 514/729, 514/739, 514/766

ABSTRACT:

Agents which modulate or affect the intracellular trafficking and processing of proteins in the mammalian cell can be utilized to affect the trafficking and processing of APP, thereby inhibiting production of Alzheimer type amyloidosis. Particularly useful agents are chloroquine and its related derivatives such as primaquine.

1 Claims, 16 Drawing figures
Exemplary Claim Number: 1
Number of Drawing Sheets: 6

Full	Title	Citation	Front	Review	Classification	Date	Reference	Sequences	Attachments	Claims	KWIC	Draw. De
------	-------	----------	-------	--------	----------------	------	-----------	-----------	-------------	--------	------	----------

60. Document ID: US 5292652 A

L11: Entry 60 of 81

File: USPT

Mar 8, 1994

US-PAT-NO: 5292652
DOCUMENT-IDENTIFIER: US 5292652 A

TITLE: Amyloidin protease and uses thereof

DATE-ISSUED: March 8, 1994

INVENTOR-INFORMATION:

NAME	CITY	STATE	ZIP CODE	COUNTRY
Dovey; Harry F.	Pacifica	CA		
Seubert; Peter A.	San Mateo	CA		
Sinha; Sukanto	San Francisco	CA		

US-CL-CURRENT: 435/226; 435/219

ABSTRACT:

A proteolytic enzyme isolated from human tissue which exhibits a proteolytic activity to hydrolyze Met-Asp peptide bond in an amyloid-like substrate is disclosed. This enzyme has been designated "amyloidin" because it proteolytically cleaves a Met-Asp bond similar to the one present in the amyloid precursor protein to release a fragment having the mature Asp terminus of the .beta.-amyloid peptide. Antibodies to the amyloidin protease are also provided. Methods to isolate and purify the amyloidin protease are provided, as well as assays to screen for inhibitors of the amyloidin protease. Also disclosed is the gene encoding the protease and methods for expression of the protease by recombinant DNA means.

15 Claims, 5 Drawing figures
Exemplary Claim Number: 1
Number of Drawing Sheets: 4

Full	Title	Citation	Front	Review	Classification	Date	Reference	Sequences	Attachments	Claims	KWIC	Draw. Des
------	-------	----------	-------	--------	----------------	------	-----------	-----------	-------------	--------	------	-----------

61. Document ID: US 5281521 A

L11: Entry 61 of 81

File: USPT

Jan 25, 1994

US-PAT-NO: 5281521
DOCUMENT-IDENTIFIER: US 5281521 A

TITLE: Modified avidin-biotin technique

DATE-ISSUED: January 25, 1994

INVENTOR-INFORMATION:

NAME	CITY	STATE	ZIP CODE	COUNTRY
Trojanowski; John Q.	Philadelphia	PA		
Lee; Virginia M-Y.	Philadelphia	PA		

US-CL-CURRENT: 435/7.5; 435/7.2, 435/7.92, 435/960, 435/962, 436/501, 436/548

ABSTRACT:

A method for preparing an antigen specific probe is provided by incubating a primary antigen specific monoclonal antibody with a biotinylated secondary antibody to produce a complex of the primary and secondary antibodies. The staining pattern produced by these probes reflects the specificity of the monoclonal antibody in the complex and the labeling of irrelevant, endogenous immunoglobulins is reduced substantially. This novel, indirect immunohistochemical method can be used to study normal and diseased tissues using a variety of monoclonal antibodies.

8 Claims, 23 Drawing figures
Exemplary Claim Number: 1
Number of Drawing Sheets: 4

Full	Title	Citation	Front	Review	Classification	Date	Reference	Sequences	Attachments	Claims	KWIC	Draw. De
------	-------	----------	-------	--------	----------------	------	-----------	-----------	-------------	--------	------	----------

62. Document ID: US 5270165 A

L11: Entry 62 of 81

File: USPT

Dec 14, 1993

US-PAT-NO: 5270165

DOCUMENT-IDENTIFIER: US 5270165 A

**** See image for Certificate of Correction ****

TITLE: Method of diagnosis of amyloidoses

DATE-ISSUED: December 14, 1993

INVENTOR-INFORMATION:

NAME	CITY	STATE	ZIP CODE	COUNTRY
Van Nostrand; William E.	Irvine	CA		
Cunningham; Dennis D.	Laguna Beach	CA		
Wagner; Steven L.	La Jolla	CA		

US-CL-CURRENT: 435/7.1; 435/7.92, 435/7.93, 435/7.94, 435/7.95, 530/380, 530/387.9, 530/388.2

ABSTRACT:

A method of diagnosing a disease with cerebrovascular deposition of amyloid, including Alzheimer's disease, hereditary cerebral hemorrhage with amyloidosis-Dutch type and other amyloidoses, in a mammal is disclosed in which a sample of cerebrospinal fluid is obtained, the level of immunoreactivity toward a monoclonal antibody raised against native PN-2/.beta.APP or other amyloid precursor protein in the sample is measured, and this measured level is compared to the level of immunoreactivity toward this antibody in a sample from

NOTICE OF GOVERNMENT SUPPORT

This invention was made with Government support under Grant No. GM-31609 awarded by the National Institutes of Health. The Government has certain rights in this invention. American Cancer Society Grants CD 390 and BC 602/BE 22A provided further support for the development of this invention.

35 Claims, 32 Drawing figures

Exemplary Claim Number: 1
 Number of Drawing Sheets: 16

Full	Title	Citation	Front	Review	Classification	Date	Reference	Sequences	Attachments	Claims	KWIC	Drawn De
------	-------	----------	-------	--------	----------------	------	-----------	-----------	-------------	--------	------	----------

63. Document ID: US 5262332 A

L11: Entry 63 of 81

File: USPT

Nov 16, 1993

US-PAT-NO: 5262332
 DOCUMENT-IDENTIFIER: US 5262332 A

TITLE: Diagnostic method for Alzheimer's disease: examination of non-neural tissue

DATE-ISSUED: November 16, 1993

INVENTOR-INFORMATION:

NAME	CITY	STATE	ZIP CODE	COUNTRY
Selkoe; Dennis J.	Jamaica Plain	MA		

US-CL-CURRENT: [436/518](#); [435/167](#), [435/7.1](#), [435/7.9](#), [435/960](#), [436/174](#), [436/501](#),
[436/547](#), [436/548](#), [436/63](#), [436/811](#)

ABSTRACT:

This invention provides a method as well as a kit for diagnosing Alzheimer's disease. The method comprises the steps of obtaining a non-neural tissue biopsy sample, contacting at least a portion of the sample with a quantity of antibodies capable of identifying .beta.AP, a .beta.-amyloid precursor protein fragment comprising .beta.AP, or a .beta.AP peptide fragment of about 8 or more amino acids sufficient to allow detection of said protein, protein fragment or peptide fragment, and monitoring the extent of the reaction between the sample and the antibodies. The kit comprises antibodies specific for .beta.-amyloid protein, or a .beta.-amyloid precursor protein fragment comprising .beta.-amyloid protein, or a peptide fragment of .beta.-amyloid protein of at least about eight amino acids, and a means for detecting the extent of the reaction of the antibodies with a non-neural tissue sample.

20 Claims, 0 Drawing figures
 Exemplary Claim Number: 1

Full	Title	Citation	Front	Review	Classification	Date	Reference	Sequences	Attachments	Claims	KWIC	Drawn De
------	-------	----------	-------	--------	----------------	------	-----------	-----------	-------------	--------	------	----------

64. Document ID: US 5242932 A

L11: Entry 64 of 81

File: USPT

Sep 7, 1993

US-PAT-NO: 5242932
 DOCUMENT-IDENTIFIER: US 5242932 A

TITLE: Treatment of amyloidosis associated with Alzheimer disease

DATE-ISSUED: September 7, 1993

INVENTOR-INFORMATION:

NAME	CITY	STATE	ZIP CODE	COUNTRY
Gandy; Samuel E.	New York	NY		
Caporaso; Gregg L.	New York	NY		
Greengard; Paul	New York	NY		

US-CL-CURRENT: [514/313](#); [514/453](#), [514/468](#), [514/510](#), [514/691](#), [514/729](#), [514/739](#), [514/766](#)

ABSTRACT:

Agents which modulate or affect the intracellular trafficking and processing of proteins in the mammalian cell can be utilized to affect the trafficking and processing of APP, thereby inhibiting production of Alzheimer type amyloidosis. Particularly useful agents are chloroquine and its related derivatives such as primaquine.

8 Claims, 16 Drawing figures
 Exemplary Claim Number: 1
 Number of Drawing Sheets: 6

Full	Title	Citation	Front	Review	Classification	Date	Reference	Sequences	Attachments	Claims	KWIC	Draw. Des
------	-------	----------	-------	--------	----------------	------	-----------	-----------	-------------	--------	------	-----------

 65. Document ID: US 5234814 A

L11: Entry 65 of 81

File: USPT

Aug 10, 1993

US-PAT-NO: 5234814

DOCUMENT-IDENTIFIER: US 5234814 A

TITLE: Diagnostic assay for alzheimer's disease

DATE-ISSUED: August 10, 1993

INVENTOR-INFORMATION:

NAME	CITY	STATE	ZIP CODE	COUNTRY
Card; John P.	Wilmington	DE		
Davis; Leonard G.	Newark	DE		
Siman; Robert G.	Wilmington	DE		

US-CL-CURRENT: [435/7.21](#); [435/7.92](#), [436/516](#), [530/350](#), [530/395](#)

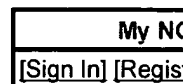

ABSTRACT:

A method to assist in the diagnosis of Alzheimer's disease comprising detecting, in bodily fluids, two APP-related proteins, in soluble form, said proteins have an apparent molecular size of about 130 kDa and about 35 kDa, and each of said proteins shares at least one epitope with the C-terminus of APP corresponding substantially to amino acids 676-695 of APP as shown in FIG. 1.

4 Claims, 5 Drawing figures
Exemplary Claim Number: 1
Number of Drawing Sheets: 5

Full	Title	Citation	Front	Review	Classification	Date	Reference	Sequences	Attachments	Claims	KWIC	Draw. De
------	-------	----------	-------	--------	----------------	------	-----------	-----------	-------------	--------	------	----------

66. Document ID: US 5231170 A



All Databases PubMed Nucleotide Protein Genome Structure OMIM PMC Journals Book

Search PubMed for monoclonal antibody AND beta-amyloid

Limits Preview/Index History Clipboard Details

Display Summary Show 500 Sort by Send to

About Entrez

Text Version

Entrez PubMed

Overview
Help | FAQ
Tutorial
New/Noteworthy
E-Utilities

PubMed Services

Journals Database
MeSH Database
Single Citation Matcher
Batch Citation Matcher
Clinical Queries
Special Queries
LinkOut
My NCBI (Cubby)

Related Resources

Order Documents
NLM Catalog
NLM Gateway
TOXNET
Consumer Health
Clinical Alerts
ClinicalTrials.gov
PubMed Central

All: 206 Review: 6

Items 1 - 206 of 206

One page.

1: [Paganetti P, Calanca V, Galli C, Stefani M, Molinari M.](#) Related Articles, Links

beta-site specific intrabodies to decrease and prevent generation of Alzheimer's A β peptide.
J Cell Biol. 2005 Mar 14;168(6):863-8.
PMID: 15767460 [PubMed - indexed for MEDLINE]

2: [Geylis V, Kourilov V, Meiner Z, Nennesmo I, Bogdanovic N, Steinitz M.](#) Related Articles, Links

Human monoclonal antibodies against amyloid-beta from healthy adults.
Neurobiol Aging. 2005 May;26(5):597-606.
PMID: 15708434 [PubMed - indexed for MEDLINE]

3: [Qi-Takahara Y, Morishima-Kawashima M, Tanimura Y, Dolios G, Hirotsani N, Horikoshi Y, Kametani F, Maeda M, Saido TC, Wang R, Ihara Y.](#) Related Articles, Links

Longer forms of amyloid beta protein: implications for the mechanism of intramembrane cleavage by gamma-secretase.
J Neurosci. 2005 Jan 12;25(2):436-45.
PMID: 15647487 [PubMed - in process]

4: [Wang YJ, Chen GH, Hu XY, Lu YP, Zhou JN, Liu RY.](#) Related Articles, Links

The expression of calcium/calmodulin-dependent protein kinase II-alpha in the hippocampus of patients with Alzheimer's disease and its links with AD-related pathology.
Brain Res. 2005 Jan 7;1031(1):101-8.
PMID: 15621017 [PubMed - indexed for MEDLINE]










5: [Chauhan NB, Siegel GJ.](#) Related Articles, Links

Intracerebroventricular passive immunization in transgenic mouse models of Alzheimer's disease.
Expert Rev Vaccines. 2004 Dec;3(6):717-25.
PMID: 15606357 [PubMed - in process]










6: [Albrecht H, Zbinden P, Rizzi A, Villetti G, Riccardi B, Puccini P, Catinella S, Imbimbo BP.](#) Related Articles, Links










High throughput screening of beta-amyloid secretion inhibitors using homogenous time-resolved fluorescence.
Comb Chem High Throughput Screen. 2004 Dec;7(8):745-56.
PMID: 15578936 [PubMed - indexed for MEDLINE]

7: [Olsson A, Vanderstichele H, Andreassen N, De Meyer G, Wallin A, Holmberg B, Rosengren L, Vanmechelen E, Blennow K.](#) Related Articles, Links

-  Simultaneous measurement of beta-amyloid(1-42), total tau, and phosphorylated tau (Thr181) in cerebrospinal fluid by the xMAP technology.
Clin Chem. 2005 Feb;51(2):336-45. Epub 2004 Nov 24.
PMID: 15563479 [PubMed - indexed for MEDLINE]
- 8:** [Horikoshi Y, Mori T, Maeda M, Kinoshita N, Sato K, Yamaguchi](#) Related Articles, Links
[H.](#)
-  Abeta N-terminal-end specific antibody reduced beta-amyloid in Alzheimer-model mice.
Biochem Biophys Res Commun. 2004 Dec 10;325(2):384-7.
PMID: 15530403 [PubMed - indexed for MEDLINE]
- 9:** [Manea M, Mezo G, Hudecz F, Przybylski M.](#) Related Articles, Links
-  Polypeptide conjugates comprising a beta-amyloid plaque-specific epitope as new vaccine structures against Alzheimer's disease.
Biopolymers. 2004;76(6):503-11.
PMID: 15499564 [PubMed - indexed for MEDLINE]
- 10:** [Zirah S, Stefanescu R, Manea M, Tian X, Cecal R, Kozin SA, Debey P, Rebuffat S, Przybylski M.](#) Related Articles, Links
-  Zinc binding agonist effect on the recognition of the beta-amyloid (4-10) epitope by anti-beta-amyloid antibodies.
Biochem Biophys Res Commun. 2004 Aug 20;321(2):324-8.
PMID: 15358179 [PubMed - indexed for MEDLINE]
- 11:** [Schenk D, Hagen M, Seubert P.](#) Related Articles, Links
-  Current progress in beta-amyloid immunotherapy.
Curr Opin Immunol. 2004 Oct;16(5):599-606. Review.
PMID: 15342006 [PubMed - indexed for MEDLINE]
- 12:** [Zhang GR, Gao DL, Cao LG, Yin M.](#) Related Articles, Links
-  [5-HT2C receptor subtype modulate production of secretory beta-amyloid protein precursor in incubated rat hippocampal slices]
Yao Xue Xue Bao. 2004 May;39(5):321-4. Chinese.
PMID: 15338870 [PubMed - indexed for MEDLINE]
- 13:** [Yasuoka K, Hirata K, Kuraoka A, He JW, Kawabuchi M.](#) Related Articles, Links
-  Expression of amyloid precursor protein-like molecule in astroglial cells of the subventricular zone and rostral migratory stream of the adult rat forebrain.
J Anat. 2004 Aug;205(2):135-46.
PMID: 15291796 [PubMed - indexed for MEDLINE]
- 14:** [Kowa H, Sakakura T, Matsuura Y, Wakabayashi T, Mann DM, Duff K, Tsuji S, Hashimoto T, Iwatsubo T.](#) Related Articles, Links
-  Mostly separate distributions of CLAC- versus Abeta40- or thioflavin S-reactivities in senile plaques reveal two distinct subpopulations of beta-amyloid deposits.
Am J Pathol. 2004 Jul;165(1):273-81.
PMID: 15215182 [PubMed - indexed for MEDLINE]
- 15:** [Mathis CA, Wang Y, Klunk WE.](#) Related Articles, Links
-  Imaging beta-amyloid plaques and neurofibrillary tangles in the aging human brain.

Curr Pharm Des. 2004;10(13):1469-92. Review.
PMID: 15134570 [PubMed - indexed for MEDLINE]

- 16:** [Karkos J.](#) Related Articles, Links
 [Immunotherapy of Alzheimer's disease. Results of experimental investigations and treatment of perspectives]
 Fortschr Neurol Psychiatr. 2004 Apr;72(4):204-19. Review. German.
 PMID: 15095177 [PubMed - indexed for MEDLINE]
- 17:** [Aleksandrova IY, Kuvichkin VV, Kashparov IA, Medvinskaya NI, Nesterova IV, Lunin SM, Samokhin AN, Bobkova NV.](#) Related Articles, Links
 Increased level of beta-amyloid in the brain of bulbectomized mice.
 Biochemistry (Mosc). 2004 Feb;69(2):176-80.
 PMID: 15000684 [PubMed - indexed for MEDLINE]
- 18:** [Rangan SK, Liu R, Brune D, Planque S, Paul S, Sierks MR.](#) Related Articles, Links
 Degradation of beta-amyloid by proteolytic antibody light chains.
 Biochemistry. 2003 Dec 9;42(48):14328-34.
 PMID: 14640701 [PubMed - indexed for MEDLINE]
- 19:** [Miller DL, Currie JR, Mehta PD, Potempska A, Hwang YW, Wegiel J.](#) Related Articles, Links
 Humoral immune response to fibrillar beta-amyloid peptide.
 Biochemistry. 2003 Oct 14;42(40):11682-92.
 PMID: 14529278 [PubMed - indexed for MEDLINE]
- 20:** [Wang DS, Iwata N, Hama E, Saido TC, Dickson DW.](#) Related Articles, Links
 Oxidized neprilysin in aging and Alzheimer's disease brains.
 Biochem Biophys Res Commun. 2003 Oct 10;310(1):236-41.
 PMID: 14511676 [PubMed - indexed for MEDLINE]
- 21:** [Lehman EJ, Kulnane LS, Gao Y, Petriello MC, Pimpis KM, Younkin L, Dolios G, Wang R, Younkin SG, Lamb BT.](#) Related Articles, Links
 Genetic background regulates beta-amyloid precursor protein processing and beta-amyloid deposition in the mouse.
 Hum Mol Genet. 2003 Nov 15;12(22):2949-56. Epub 2003 Sep 23.
 PMID: 14506131 [PubMed - indexed for MEDLINE]
- 22:** [Solomon B.](#) Related Articles, Links
 Immunological approach for the treatment of Alzheimer's disease.
 J Mol Neurosci. 2003;20(3):283-6.
 PMID: 14501009 [PubMed - indexed for MEDLINE]
- 23:** [Chauhan NB, Siegel GJ.](#) Related Articles, Links
 Intracerebroventricular passive immunization with anti-Abeta antibody in Tg2576.
 J Neurosci Res. 2003 Oct 1;74(1):142-7.
 PMID: 13130516 [PubMed - indexed for MEDLINE]
- 24:** [Maddalena A, Papassotiropoulos A, Muller-Tillmanns B, Jung HH, Hegi T, Nitsch RM, Hock C.](#) Related Articles, Links
 Biochemical diagnosis of Alzheimer disease by measuring the cerebrospinal fluid ratio of phosphorylated tau protein to beta-amyloid peptide42.
 Arch Neurol. 2003 Sep;60(9):1202-6.
 PMID: 12975284 [PubMed - indexed for MEDLINE]

- 25:** [LeVine H 3rd.](#) Related Articles, Links
 Y10W beta(1-40) fluorescence reflects epitope exposure in conformers of Alzheimer's beta-peptide.
 Arch Biochem Biophys. 2003 Sep 1;417(1):112-22.
 PMID: 12921787 [PubMed - indexed for MEDLINE]
- 26:** [Solomon B, Frenkel D.](#) Related Articles, Links
 Vaccination for the prevention and treatment of Alzheimer's disease.
 Drugs Today (Barc). 2000 Sep;36(9):655-63.
 PMID: 12847570 [PubMed]
- 27:** [Farr SA, Banks WA, Uezu K, Sano A, Gaskin FS, Morley JE.](#) Related Articles, Links
 Antibody to beta-amyloid protein increases acetylcholine in the hippocampus of 12 month SAMP8 male mice.
 Life Sci. 2003 Jun 20;73(5):555-62.
 PMID: 12770611 [PubMed - indexed for MEDLINE]
- 28:** [Taylor BM, Sarver RW, Fici G, Poorman RA, Lutzke BS, Molinari A, Kawabe T, Kappenman K, Buhl AE, Epps DE.](#) Related Articles, Links
 Spontaneous aggregation and cytotoxicity of the beta-amyloid Abeta1-40: a kinetic model.
 J Protein Chem. 2003 Jan;22(1):31-40.
 PMID: 12739896 [PubMed - indexed for MEDLINE]
- 29:** [Solomon B.](#) Related Articles, Links
 Protective Molecules in Alzheimer's Disease: Therapeutic Antibodies.
 Drug News Perspect. 2002 Sep;15(7):410-416.
 PMID: 12677176 [PubMed - as supplied by publisher]
- 30:** [Cantarella G, Uberti D, Carsana T, Lombardo G, Bernardini R, Memo M.](#) Related Articles, Links
 Neutralization of TRAIL death pathway protects human neuronal cell line from beta-amyloid toxicity.
 Cell Death Differ. 2003 Jan;10(1):134-41.
 PMID: 12655302 [PubMed - indexed for MEDLINE]
- 31:** [Bard F, Barbour R, Cannon C, Carretto R, Fox M, Games D, Guido T, Hoenow K, Hu K, Johnson-Wood K, Khan K, Kholodenko D, Lee C, Lee M, Motter R, Nguyen M, Reed A, Schenk D, Tang P, Vasquez N, Seubert P, Yednock T.](#) Related Articles, Links
 Epitope and isotype specificities of antibodies to beta -amyloid peptide for protection against Alzheimer's disease-like neuropathology.
 Proc Natl Acad Sci U S A. 2003 Feb 18;100(4):2023-8. Epub 2003 Feb 3. Erratum in: Proc Natl Acad Sci U S A. 2004 Aug 3;101(3):11526.
 PMID: 12566568 [PubMed - indexed for MEDLINE]
- 32:** [Solomon B, Frenkel D.](#) Related Articles, Links
 Generation and brain delivery of anti-aggregating antibodies against beta-amyloid plaques using phage display technology.
 J Neural Transm Suppl. 2002;(62):321-5.
 PMID: 12456075 [PubMed - indexed for MEDLINE]
- 33:** [Krygowska-Wajs A, Adamek D, Szczudlik A, Kaluza J.](#) Related Articles, Links
 An attempt at evaluating borderline conditions of Parkinson's disease and its preclinical stage on the basis of clinical and morphological correlation.

Folia Neuropathol. 2002;40(2):57-66.
PMID: 12230257 [PubMed - indexed for MEDLINE]

- 34:** [Pan W, Solomon B, Maness LM, Kastin AJ.](#) Related Articles, Links



Antibodies to beta-amyloid decrease the blood-to-brain transfer of beta-amyloid peptide.

Exp Biol Med (Maywood). 2002 Sep;227(8):609-15.
PMID: 12192102 [PubMed - indexed for MEDLINE]

- 35:** [Kovacs GG, Zerbi P, Voigtlander T, Strohschneider M, Trabattoni G, Hainfellner JA, Budka H.](#) Related Articles, Links



The prion protein in human neurodegenerative disorders.

Neurosci Lett. 2002 Sep 6;329(3):269-72.
PMID: 12183028 [PubMed - indexed for MEDLINE]

- 36:** [Behr D, Wrigley JD, Owens AP, Shearman MS.](#) Related Articles, Links



Generation of C-terminally truncated amyloid-beta peptides is dependent on gamma-secretase activity.

J Neurochem. 2002 Aug;82(3):563-75.
PMID: 12153480 [PubMed - indexed for MEDLINE]

- 37:** [Clamagirand C, Joulie C, Panchal M, Sekhri R, Hanquez C, Cohen P, Rholam M.](#) Related Articles, Links



Specific cleavage of beta-amyloid peptides by a metallopeptidase from *Xenopus laevis* skin secretions.

Comp Biochem Physiol B Biochem Mol Biol. 2002 Aug;132(4):751-9.
PMID: 12128061 [PubMed - indexed for MEDLINE]

- 38:** [Morley JE, Farr SA, Flood JF.](#) Related Articles, Links



Antibody to amyloid beta protein alleviates impaired acquisition, retention, and memory processing in SAMP8 mice.

Neurobiol Learn Mem. 2002 Jul;78(1):125-38.
PMID: 12071671 [PubMed - indexed for MEDLINE]

- 39:** [Frenkel D, Solomon B.](#) Related Articles, Links



Towards Alzheimer's beta-amyloid vaccination.

Biologicals. 2001 Sep-Dec;29(3-4):243-7.
PMID: 11851323 [PubMed - indexed for MEDLINE]

- 40:** [Cummings BJ, Mason AJ, Kim RC, Sheu PC, Anderson AJ.](#) Related Articles, Links



Optimization of techniques for the maximal detection and quantification of Alzheimer's-related neuropathology with digital imaging.

Neurobiol Aging. 2002 Mar-Apr;23(2):161-70.
PMID: 11804699 [PubMed - indexed for MEDLINE]

- 41:** [Solomon B.](#) Related Articles, Links



Immunotherapeutic strategies for prevention and treatment of Alzheimer's disease.

DNA Cell Biol. 2001 Nov;20(11):697-703.
PMID: 11788047 [PubMed - indexed for MEDLINE]

- 42:** [Coraci IS, Husemann J, Berman JW, Hulette C, Dufour JH, Campanella GK, Luster AD, Silverstein SC, El-Khoury JB.](#) Related Articles, Links



CD36, a class B scavenger receptor, is expressed on microglia in Alzheimer's disease brains and can mediate production of reactive oxygen

species in response to beta-amyloid fibrils.

Am J Pathol. 2002 Jan;160(1):101-12.

PMID: 11786404 [PubMed - indexed for MEDLINE]

- 43: [Nunan J, Shearman MS, Checler F, Cappai R, Evin G, Beyreuther K, Masters CL, Small DH.](#) Related Articles, Links



The C-terminal fragment of the Alzheimer's disease amyloid protein precursor is degraded by a proteasome-dependent mechanism distinct from gamma-secretase.

Eur J Biochem. 2001 Oct;268(20):5329-36.

PMID: 11606195 [PubMed - indexed for MEDLINE]

- 44: [Carter DB, Dunn E, McKinley DD, Stratman NC, Boyle TP, Kuiper SL, Oostveen JA, Weaver RJ, Boller JA, Gurney ME.](#) Related Articles, Links



Human apolipoprotein E4 accelerates beta-amyloid deposition in APPsw transgenic mouse brain.

Ann Neurol. 2001 Oct;50(4):468-75.

PMID: 11601499 [PubMed - indexed for MEDLINE]

- 45: [Mann DM, Takeuchi A, Sato S, Cairns NJ, Lantos PL, Rossor MN, Haltia M, Kalimo H, Iwatsubo T.](#) Related Articles, Links



Cases of Alzheimer's disease due to deletion of exon 9 of the presenilin-1 gene show an unusual but characteristic beta-amyloid pathology known as 'cotton wool' plaques.

Neuropathol Appl Neurobiol. 2001 Jun;27(3):189-96.

PMID: 11489138 [PubMed - indexed for MEDLINE]

- 46: [Pluta R, Misicka A, Barcikowska M, Spisacka S, Lipkowski AW, Januszewski S.](#) Related Articles, Links



Possible reverse transport of beta-amyloid peptide across the blood-brain barrier.

Acta Neurochir Suppl. 2000;76:73-7.

PMID: 11450095 [PubMed - indexed for MEDLINE]

- 47: [Terai K, Iwai A, Kawabata S, Tasaki Y, Watanabe T, Miyata K, Yamaguchi T.](#) Related Articles, Links



beta-amyloid deposits in transgenic mice expressing human beta-amyloid precursor protein have the same characteristics as those in Alzheimer's disease.

Neuroscience. 2001;104(2):299-310.

PMID: 11377835 [PubMed - indexed for MEDLINE]

- 48: [Nebuloni M, Pellegrinelli A, Ferri A, Bonetto S, Boldorini R, Vago L, Grassi MP, Costanzi G.](#) Related Articles, Links



Beta amyloid precursor protein and patterns of HIV p24 immunohistochemistry in different brain areas of AIDS patients.

AIDS. 2001 Mar 30;15(5):571-5.

PMID: 11316993 [PubMed - indexed for MEDLINE]









- 49: [Englund P, Jacobsson SO, Fowler CJ.](#) Related Articles, Links











Investigation into the effects of amyloid (1-42) beta-peptide upon basal and antigen-stimulated hexosaminidase and serotonin release from rat RBL-2H3 basophilic leukemia cells.










Methods Find Exp Clin Pharmacol. 2000 Nov;22(9):657-61.

PMID: 11294005 [PubMed - indexed for MEDLINE]









- 50:** [Frenkel D, Kariv N, Solomon B.](#) Related Articles, Links
 Generation of auto-antibodies towards Alzheimer's disease vaccination. *Vaccine*. 2001 Mar 21;19(17-19):2615-9. PMID: 11257400 [PubMed - indexed for MEDLINE]
- 51:** [Lin B, Ginsberg MD, Busto R.](#) Related Articles, Links
 Hyperglycemic but not normoglycemic global ischemia induces marked early intraneuronal expression of beta-amyloid precursor protein. *Brain Res*. 2001 Jan 5;888(1):107-116. PMID: 11146057 [PubMed - indexed for MEDLINE]
- 52:** [Vanderstichele H, Van Kerschaver E, Hesse C, Davidsson P, Buyse MA, Andreasen N, Minthon L, Wallin A, Blennow K, Vanmechelen E.](#) Related Articles, Links
 Standardization of measurement of beta-amyloid(1-42) in cerebrospinal fluid and plasma. *Amyloid*. 2000 Dec;7(4):245-58. PMID: 11132093 [PubMed - indexed for MEDLINE]
- 53:** [Seiffert D, Mitchell T, Stern AM, Roach A, Zhan Y, Grzanna R.](#) Related Articles, Links
 Positive-negative epitope-tagging of beta amyloid precursor protein to identify inhibitors of A beta processing. *Brain Res Mol Brain Res*. 2000 Dec 8;84(1-2):115-26. PMID: 11113538 [PubMed - indexed for MEDLINE]
- 54:** [Ogawa K, Yamada T, Tsujioka Y, Taguchi J, Takahashi M, Tsuboi Y, Fujino Y, Nakajima M, Yamamoto T, Akatsu H, Mitsui S, Yamaguchi N.](#) Related Articles, Links
 Localization of a novel type trypsin-like serine protease, neurosin, in brain tissues of Alzheimer's disease and Parkinson's disease. *Psychiatry Clin Neurosci*. 2000 Aug;54(4):419-26. PMID: 10997858 [PubMed - indexed for MEDLINE]
- 55:** [Simic G, Lucassen PJ, Krsnik Z, Kruslin B, Kostovic I, Winblad B, Bogdanovi.](#) Related Articles, Links
 nNOS expression in reactive astrocytes correlates with increased cell death related DNA damage in the hippocampus and entorhinal cortex in Alzheimer's disease. *Exp Neurol*. 2000 Sep;165(1):12-26. PMID: 10964481 [PubMed - indexed for MEDLINE]
- 56:** [Sasaki A, Nakazato Y, Ogawa A, Sugihara S.](#) Related Articles, Links
 The immunophenotype of perivascular cells in the human brain. *Pathol Int*. 1996 Jan;46(1):15-23. PMID: 10846545 [PubMed - indexed for MEDLINE]
- 57:** [Horsburgh K, Cole GM, Yang F, Savage MJ, Greenberg BD, Gentleman SM, Graham DI, Nicoll JA.](#) Related Articles, Links
 beta-amyloid (A β)₄₂(₄₃), a β ₄₂, a β ₄₀ and apoE immunostaining of plaques in fatal head injury. *Neuropathol Appl Neurobiol*. 2000 Apr;26(2):124-32. PMID: 10840275 [PubMed - indexed for MEDLINE]
- 58:** [Rohn TT, Ivins KJ, Bahr BA, Cotman CW, Cribbs DH.](#) Related Articles, Links

A monoclonal antibody to amyloid precursor protein induces neuronal

-  apoptosis.
J Neurochem. 2000 Jun;74(6):2331-42.
PMID: 10820193 [PubMed - indexed for MEDLINE]
- 59:** Capell A, Steiner H, Romig H, Keck S, Baader M, Grim MG, Baumeister R, Haass C. Related Articles, Links
Presenilin-1 differentially facilitates endoproteolysis of the beta-amyloid precursor protein and Notch.
Nat Cell Biol. 2000 Apr;2(4):205-11.
PMID: 10783238 [PubMed - indexed for MEDLINE]
- 60:** Yoshiyama Y, Asahina M, Hattori T. Related Articles, Links
 Selective distribution of matrix metalloproteinase-3 (MMP-3) in Alzheimer's disease brain.
Acta Neuropathol (Berl). 2000 Feb;99(2):91-5.
PMID: 10672313 [PubMed - indexed for MEDLINE]
- 61:** Jung SS, Gauthier S, Cashman NR. Related Articles, Links
 Beta-amyloid precursor protein is detectable on monocytes and is increased in Alzheimer's disease.
Neurobiol Aging. 1999 May-Jun;20(3):249-57.
PMID: 10588572 [PubMed - indexed for MEDLINE]
- 62:** Lippa CF, Ozawa K, Mann DM, Ishii K, Smith TW, Arawaka S, Mori H. Related Articles, Links
 Deposition of beta-amyloid subtypes 40 and 42 differentiates dementia with Lewy bodies from Alzheimer disease.
Arch Neurol. 1999 Sep;56(9):1111-8.
PMID: 10488812 [PubMed - indexed for MEDLINE]
- 63:** Kaur B, Ruttly GN, Timperley WR. Related Articles, Links
 The possible role of hypoxia in the formation of axonal bulbs.
J Clin Pathol. 1999 Mar;52(3):203-9.
PMID: 10450180 [PubMed - indexed for MEDLINE]
- 64:** Kurt MA, Davies DC, Kidd M. Related Articles, Links
 beta-Amyloid immunoreactivity in astrocytes in Alzheimer's disease brain biopsies: an electron microscope study.
Exp Neurol. 1999 Jul;158(1):221-8.
PMID: 10448435 [PubMed - indexed for MEDLINE]
- 65:** Yuan H, Zhai P, Anderson LM, Pan J, Thimmapaya B, Koo EH, Marquez-Sterling NR. Related Articles, Links
 Recombinant adenovirus is an appropriate vector for endocytotic protein trafficking studies in cultured neurons.
J Neurosci Methods. 1999 Apr 1;88(1):45-54.
PMID: 10379578 [PubMed - indexed for MEDLINE]
- 66:** Ohsawa I, Takamura C, Morimoto T, Ishiguro M, Kohsaka S. Related Articles, Links
 Amino-terminal region of secreted form of amyloid precursor protein stimulates proliferation of neural stem cells.
Eur J Neurosci. 1999 Jun;11(6):1907-13.
PMID: 10336659 [PubMed - indexed for MEDLINE]
- 67:** Johnson G, Moore SW. Related Articles, Links

-  The adhesion function on acetylcholinesterase is located at the peripheral anionic site.
Biochem Biophys Res Commun. 1999 May 19;258(3):758-62.
PMID: 10329459 [PubMed - indexed for MEDLINE]
- 68:** [Abraham CR, Marshall DC, Tibbles HE, Otto K, Long HJ, Billingslea AM, Haste R, Johnson R, Fine RE, Smith SJ, Simons ER, Davies TA.](#) Related Articles, Links
-  Platelets and DAMI megakaryocytes possess beta-secretase-like activity.
J Lab Clin Med. 1999 May;133(5):507-15.
PMID: 10235134 [PubMed - indexed for MEDLINE]
- 69:** [Frenkel D, Balass M, Katchalski-Katzir E, Solomon B.](#) Related Articles, Links
-  High affinity binding of monoclonal antibodies to the sequential epitope EFRH of beta-amyloid peptide is essential for modulation of fibrillar aggregation.
J Neuroimmunol. 1999 Mar 1;95(1-2):136-42.
PMID: 10229123 [PubMed - indexed for MEDLINE]
- 70:** [Lin B, Schmidt-Kastner R, Busto R, Ginsberg MD.](#) Related Articles, Links
-  Progressive parenchymal deposition of beta-amyloid precursor protein in rat brain following global cerebral ischemia.
Acta Neuropathol (Berl). 1999 Apr;97(4):359-68.
PMID: 10208275 [PubMed - indexed for MEDLINE]
- 71:** [Egensperger R, Weggen S, Ida N, Multhaup G, Schnabel R, Beyreuther K, Bayer TA.](#) Related Articles, Links
-  Reverse relationship between beta-amyloid precursor protein and beta-amyloid peptide plaques in Down's syndrome versus sporadic/familial Alzheimer's disease.
Acta Neuropathol (Berl). 1999 Feb;97(2):113-8.
PMID: 9928821 [PubMed - indexed for MEDLINE]
- 72:** [Leanza G.](#) Related Articles, Links
-  Chronic elevation of amyloid precursor protein expression in the neocortex and hippocampus of rats with selective cholinergic lesions.
Neurosci Lett. 1998 Nov 20;257(1):53-6.
PMID: 9857964 [PubMed - indexed for MEDLINE]
- 73:** [Mizuno T, Haass C, Michikawa M, Yanagisawa K.](#) Related Articles, Links
-  Cholesterol-dependent generation of a unique amyloid beta-protein from apically missorted amyloid precursor protein in MDCK cells.
Biochim Biophys Acta. 1998 Aug 14;1373(1):119-30.
PMID: 9733943 [PubMed - indexed for MEDLINE]
- 74:** [Hock C, Golombowski S, Muller-Spahn F, Peschel O, Riederer A, Probst A, Mandelkow E, Unger J.](#) Related Articles, Links
-  Histological markers in nasal mucosa of patients with Alzheimer's disease.
Eur Neurol. 1998 Jul;40(1):31-6.
PMID: 9693230 [PubMed - indexed for MEDLINE]
- 75:** [Frenkel D, Balass M, Solomon B.](#) Related Articles, Links
-  N-terminal EFRH sequence of Alzheimer's beta-amyloid peptide represents the epitope of its anti-aggregating antibodies.

J Neuroimmunol. 1998 Aug 1;88(1-2):85-90.
PMID: 9688328 [PubMed - indexed for MEDLINE]

- 76:** [Tamaoka A.](#) Related Articles, Links
 [Characterization of amyloid beta protein species in the plasma, cerebrospinal fluid and brains of patients with Alzheimer's disease]
 Nippon Ronen Igakkai Zasshi. 1998 Apr;35(4):273-7. Japanese.
 PMID: 9643008 [PubMed - indexed for MEDLINE]
- 77:** [Nakamura Y, Yamamoto M, Kumamaru E.](#) Related Articles, Links
 A variant very low density lipoprotein receptor lacking 84 base pairs of O-linked sugar domain in the human brain myelin.
 Brain Res. 1998 May 18;793(1-2):47-53.
 PMID: 9630508 [PubMed - indexed for MEDLINE]
- 78:** [Honda S, Itoh F, Yoshimoto M, Hinoda Y, Imai K.](#) Related Articles, Links
 Changes in morphology of neuroblastoma cells treated with all-trans retinoic acid combined with transfer of the C-terminal region of the amyloid precursor protein.
 J Clin Lab Anal. 1998;12(3):172-8.
 PMID: 9591705 [PubMed - indexed for MEDLINE]
- 79:** [Rossner S.](#) Related Articles, Links
 Cholinergic immunolesions by 192IgG-saporin--useful tool to simulate pathogenic aspects of Alzheimer's disease.
 Int J Dev Neurosci. 1997 Nov;15(7):835-50. Review.
 PMID: 9568532 [PubMed - indexed for MEDLINE]
- 80:** [Dwork AJ, Liu D, Kaufman MA, Prohovnik I.](#) Related Articles, Links
 Archival, formalin-fixed tissue: its use in the study of Alzheimer's type changes.
 Clin Neuropathol. 1998 Jan-Feb;17(1):45-9.
 PMID: 9496540 [PubMed - indexed for MEDLINE]
- 81:** [Friedman LM, Matsuda Y, Lazarovici P.](#) Related Articles, Links
 The microbial alkaloid toxin staurosporine blocks the phorbol ester-induced increase in beta-amyloid precursor protein in PC12 cells.
 Nat Toxins. 1997;5(5):173-9.
 PMID: 9496375 [PubMed - indexed for MEDLINE]
- 82:** [Robertson TA, Dutton NS, Martins RN, Roses AD, Kakulas BA, Papadimitriou JM.](#) Related Articles, Links
 Age-related congophilic inclusions in the brains of apolipoprotein E-deficient mice.
 Neuroscience. 1998 Jan;82(1):171-80.
 PMID: 9483513 [PubMed - indexed for MEDLINE]
- 83:** [Kobayashi K, Muramori F, Aoki T, Hayashi M, Miyazu K, Fukutani Y, Mukai M, Koshino F.](#) Related Articles, Links
 KP-1 is a marker for extraneuronal neurofibrillary tangles and senile plaques in Alzheimer diseased brains.
 Dement Geriatr Cogn Disord. 1998 Jan-Feb;9(1):13-9.
 PMID: 9469259 [PubMed - indexed for MEDLINE]
- 84:** [Shalit F, Sredni B, Rosenblatt-Bin H, Kazimirsky G, Brodie C.](#) Related Articles, Links

Huberman M.



Beta-amyloid peptide induces tumor necrosis factor-alpha and nitric oxide production in murine macrophage cultures.

Neuroreport. 1997 Nov 10;8(16):3577-80.

PMID: 9427329 [PubMed - indexed for MEDLINE]

85: Walker LC.

Related Articles, Links



Animal models of cerebral beta-amyloid angiopathy.

Brain Res Brain Res Rev. 1997 Sep 30;25(1):70-84. Review.

PMID: 9370051 [PubMed - indexed for MEDLINE]

86: Goodwin JL, Kehrli ME Jr, Uemura E.

Related Articles, Links



Integrin Mac-1 and beta-amyloid in microglial release of nitric oxide.

Brain Res. 1997 Sep 12;768(1-2):279-86.

PMID: 9369326 [PubMed - indexed for MEDLINE]

87: Lahiri DK, Farlow MR, Sambamurti K, Nall C.

Related Articles, Links



The effect of tacrine and leupeptin on the secretion of the beta-amyloid precursor protein in HeLa cells.

Life Sci. 1997;61(20):1985-92.

PMID: 9366505 [PubMed - indexed for MEDLINE]

88: Lahiri DK, Farlow MR, Nurnberger JI Jr, Greig NH.

Related Articles, Links



Effects of cholinesterase inhibitors on the secretion of beta-amyloid precursor protein in cell cultures.

Ann N Y Acad Sci. 1997 Sep 26;826:416-21.

PMID: 9329715 [PubMed - indexed for MEDLINE]

89: Shea TB, Prabhakar S, Ekinci FJ.

Related Articles, Links



Beta-amyloid and ionophore A23187 evoke tau hyperphosphorylation by distinct intracellular pathways: differential involvement of the calpain/protein kinase C system.

J Neurosci Res. 1997 Sep 15;49(6):759-68.

PMID: 9335263 [PubMed - indexed for MEDLINE]

90: Cutler P, Brown F, Camilleri P, Carpenter D, George A, Gray C, Haran M, Stewart B.

Related Articles, Links



The recognition of haemoglobin by antibodies raised for the immunoassay of beta-amyloid.

FEBS Lett. 1997 Jul 28;412(2):341-5.

PMID: 9256248 [PubMed - indexed for MEDLINE]

91: Yamada T, Wakabayashi K, Kakihara T, Gejyo F, Takahashi H, Itoh Y.

Related Articles, Links



Further characterization of a monoclonal antibody recognizing apolipoprotein E peptides in amyloid deposits.

Ann Clin Lab Sci. 1997 Jul-Aug;27(4):276-81.

PMID: 9210972 [PubMed - indexed for MEDLINE]

92: Gomez-Isla T, Wasco W, Pettingell WP, Gurubhagavatula S, Schmidt SD, Jondro PD, McNamara M, Rodes LA, DiBlasi T, Growdon WB, Seubert P, Schenk D, Growdon JH, Hyman BT, Tanzi RE.

Related Articles, Links



A novel presenilin-1 mutation: increased beta-amyloid and neurofibrillary changes.

Ann Neurol. 1997 Jun;41(6):809-13.
PMID: 9189043 [PubMed - indexed for MEDLINE]

- 93:** [Sasaki A, Iijima M, Yokoo H, Shoji M, Nakazato Y.](#) Related Articles, Links



Human choroid plexus is an uniquely involved area of the brain in amyloidosis: a histochemical, immunohistochemical and ultrastructural study.

Brain Res. 1997 May 2;755(2):193-201.
PMID: 9175887 [PubMed - indexed for MEDLINE]

- 94:** [Solomon B, Koppel R, Frankel D, Hanan-Aharon E.](#) Related Articles, Links



Disaggregation of Alzheimer beta-amyloid by site-directed mAb.

Proc Natl Acad Sci U S A. 1997 Apr 15;94(8):4109-12.
PMID: 9108113 [PubMed - indexed for MEDLINE]

- 95:** [Lim GP, Russell MJ, Cullen MJ, Tokes ZA.](#) Related Articles, Links



Matrix metalloproteinases in dog brains exhibiting Alzheimer-like characteristics.

J Neurochem. 1997 Apr;68(4):1606-11.
PMID: 9084432 [PubMed - indexed for MEDLINE]

- 96:** [Xu S, Gaskin F.](#) Related Articles, Links



Increased incidence of anti-beta-amyloid autoantibodies secreted by Epstein-Barr virus transformed B cell lines from patients with Alzheimer's disease.

Mech Ageing Dev. 1997 Mar;94(1-3):213-22.
PMID: 9147373 [PubMed - indexed for MEDLINE]

- 97:** [McDermott JR, Gibson AM.](#) Related Articles, Links



Degradation of Alzheimer's beta-amyloid protein by human and rat brain peptidases: involvement of insulin-degrading enzyme.

Neurochem Res. 1997 Jan;22(1):49-56.
PMID: 9021762 [PubMed - indexed for MEDLINE]

- 98:** [Drache B, Diehl GE, Beyreuther K, Perlmutter LS, Konig G.](#) Related Articles, Links



Bcl-xl-specific antibody labels activated microglia associated with Alzheimer's disease and other pathological states.

J Neurosci Res. 1997 Jan 1;47(1):98-108.
PMID: 8981243 [PubMed - indexed for MEDLINE]

- 99:** [Nielson KA, Cummings BJ, Cotman CW.](#) Related Articles, Links



Constructional apraxia in Alzheimer's disease correlates with neuritic neuropathology in occipital cortex.

Brain Res. 1996 Nov 25;741(1-2):284-93.
PMID: 9001734 [PubMed - indexed for MEDLINE]









- 100:** [Citron M, Diehl TS, Gordon G, Biere AL, Seubert P, Selkoe DJ.](#) Related Articles, Links












Evidence that the 42- and 40-amino acid forms of amyloid beta protein are generated from the beta-amyloid precursor protein by different protease activities.









Proc Natl Acad Sci U S A. 1996 Nov 12;93(23):13170-5.
PMID: 8917563 [PubMed - indexed for MEDLINE]

[Jung SS, Nalbantoglu J, Cashman NR.](#)









- 101:** Related Articles, Links
 Alzheimer's beta-amyloid precursor protein is expressed on the surface of immediately ex vivo brain cells: a flow cytometric study.
J Neurosci Res. 1996 Nov 1;46(3):336-48.
PMID: 8933373 [PubMed - indexed for MEDLINE]
- 102:** Stephens DJ, Austen BM. Related Articles, Links
 Metabolites of the beta-amyloid precursor protein generated by beta-secretase localise to the trans-Golgi network and late endosome in 293 cells.
J Neurosci Res. 1996 Oct 15;46(2):211-25.
PMID: 8915898 [PubMed - indexed for MEDLINE]
- 103:** Kuo H, Ingram DK, Walker LC, Tian M, Hengemihle JM, Jucker M. Related Articles, Links
 Similarities in the age-related hippocampal deposition of periodic acid-schiff-positive granules in the senescence-accelerated mouse P8 and C57BL/6 mouse strains.
Neuroscience. 1996 Oct;74(3):733-40.
PMID: 8884769 [PubMed - indexed for MEDLINE]
- 104:** Vodovotz Y, Lucia MS, Flanders KC, Chesler L, Xie QW, Smith TW, Weidner J, Mumford R, Webber R, Nathan C, Roberts AB, Lippa CF, Sporn MB. Related Articles, Links
 Inducible nitric oxide synthase in tangle-bearing neurons of patients with Alzheimer's disease.
J Exp Med. 1996 Oct 1;184(4):1425-33.
PMID: 8879214 [PubMed - indexed for MEDLINE]
- 105:** De La Monte SM, Carlson RI, Brown NV, Wands JR. Related Articles, Links
 Profiles of neuronal thread protein expression in Alzheimer's disease.
J Neuropathol Exp Neurol. 1996 Oct;55(10):1038-50.
PMID: 8858001 [PubMed - indexed for MEDLINE]
- 106:** Fraser SP, Suh YH, Chong YH, Djamgoz MB. Related Articles, Links
 Membrane currents induced in Xenopus oocytes by the C-terminal fragment of the beta-amyloid precursor protein.
J Neurochem. 1996 May;66(5):2034-40.
PMID: 8780033 [PubMed - indexed for MEDLINE]
- 107:** Koo EH, Squazzo SL, Selkoe DJ, Koo CH. Related Articles, Links
 Trafficking of cell-surface amyloid beta-protein precursor. I. Secretion, endocytosis and recycling as detected by labeled monoclonal antibody.
J Cell Sci. 1996 May;109 (Pt 5):991-8.
PMID: 8743946 [PubMed - indexed for MEDLINE]
- 108:** Tamaoka A, Endoh R, Shoji S, Takahashi H, Hirokawa K, Teplow DB, Selkoe DJ, Mori H. Related Articles, Links
 Antibodies to amyloid beta protein (A beta) crossreact with glyceraldehyde-3-phosphate dehydrogenase (GAPDH).
Neurobiol Aging. 1996 May-Jun;17(3):405-14.
PMID: 8725902 [PubMed - indexed for MEDLINE]
- 109:** Nelson PT, Saper CB. Related Articles, Links










-  Injections of okadaic acid, but not beta-amyloid peptide, induce Alz-50 immunoreactive dystrophic neurites in the cerebral cortex of sheep. *Neurosci Lett.* 1996 Apr 19;208(2):77-80. PMID: 8859894 [PubMed - indexed for MEDLINE]
- 110:** [Zhang M, Olsson Y.](#) Related Articles, Links
-  Beta-amyloid precursor protein accumulates in axons around hematogenous metastases of the human brain: immunohistochemical observations. *Clin Neuropathol.* 1996 Mar-Apr;15(2):74-8. PMID: 8925600 [PubMed - indexed for MEDLINE]
- 111:** [Liberski PP, Yanagihara R, Brown P, Kordek R, Kloszewska I, Bratosiewicz J, Gajdusek DC.](#) Related Articles, Links
-  Microwave treatment enhances the immunostaining of amyloid deposits in both the transmissible and non-transmissible brain amyloidoses. *Neurodegeneration.* 1996 Mar;5(1):95-9. PMID: 8731388 [PubMed - indexed for MEDLINE]
- 112:** [Konig G, Graham P, Bushnell A, Webster S, Wunderlich D, Perlmutter LS.](#) Related Articles, Links
-  Development and characterization of a monoclonal antibody 369.2B specific for the carboxyl-terminus of the beta A4 peptide. *Ann N Y Acad Sci.* 1996 Jan 17;777:344-55. PMID: 8624111 [PubMed - indexed for MEDLINE]
- 113:** [Solomon B, Koppel R, Hanan E, Katzav T.](#) Related Articles, Links
-  Monoclonal antibodies inhibit in vitro fibrillar aggregation of the Alzheimer beta-amyloid peptide. *Proc Natl Acad Sci U S A.* 1996 Jan 9;93(1):452-5. PMID: 8552659 [PubMed - indexed for MEDLINE]
- 114:** [Lahiri DK, Farlow MR.](#) Related Articles, Links
-  Differential effect of tacrine and physostigmine on the secretion of the beta-amyloid precursor protein in cell lines. *J Mol Neurosci.* 1996 Spring;7(1):41-9. PMID: 8835781 [PubMed - indexed for MEDLINE]
- 115:** [Mena R, Edwards PC, Harrington CR, Mukaetova-Ladinska EB, Wischik CM.](#) Related Articles, Links
-  Staging the pathological assembly of truncated tau protein into paired helical filaments in Alzheimer's disease. *Acta Neuropathol (Berl).* 1996;91(6):633-41. PMID: 8781663 [PubMed - indexed for MEDLINE]
- 116:** [Veerhuis R, Janssen I, Hack CE, Eikelenboom P.](#) Related Articles, Links
-  Early complement components in Alzheimer's disease brains. *Acta Neuropathol (Berl).* 1996;91(1):53-60. PMID: 8773146 [PubMed - indexed for MEDLINE]
- 117:** [Saito Y, Buciak J, Yang J, Pardridge WM.](#) Related Articles, Links
-  Vector-mediated delivery of 125I-labeled beta-amyloid peptide A beta 1-40 through the blood-brain barrier and binding to Alzheimer disease amyloid of the A beta 1-40/vector complex. *Proc Natl Acad Sci U S A.* 1995 Oct 24;92(22):10227-31.

PMID: 7479757 [PubMed - indexed for MEDLINE]

- 118:** [Link CD.](#) Related Articles, Links
 Expression of human beta-amyloid peptide in transgenic *Caenorhabditis elegans*.
 Proc Natl Acad Sci U S A. 1995 Sep 26;92(20):9368-72.
 PMID: 7568134 [PubMed - indexed for MEDLINE]
- 119:** [Davis DR, Brion JP, Couck AM, Gallo JM, Hanger DP, Ladhani K, Lewis C, Miller CC, Rupniak T, Smith C, et al.](#) Related Articles, Links
 The phosphorylation state of the microtubule-associated protein tau as affected by glutamate, colchicine and beta-amyloid in primary rat cortical neuronal cultures.
 Biochem J. 1995 Aug 1;309 (Pt 3):941-9.
 PMID: 7639714 [PubMed - indexed for MEDLINE]
- 120:** [Crino PB, Martin JA, Hill WD, Greenberg B, Lee VM, Trojanowski JQ.](#) Related Articles, Links
 Beta-Amyloid peptide and amyloid precursor proteins in olfactory mucosa of patients with Alzheimer's disease, Parkinson's disease, and Down syndrome.
 Ann Otol Rhinol Laryngol. 1995 Aug;104(8):655-61.
 PMID: 7639477 [PubMed - indexed for MEDLINE]
- 121:** [Kounnas MZ, Moir RD, Rebeck GW, Bush AI, Argraves WS, Tanzi RE, Hyman BT, Strickland DK.](#) Related Articles, Links
 LDL receptor-related protein, a multifunctional ApoE receptor, binds secreted beta-amyloid precursor protein and mediates its degradation.
 Cell. 1995 Jul 28;82(2):331-40.
 PMID: 7543026 [PubMed - indexed for MEDLINE]
- 122:** [Griffith LS, Mathes M, Schmitz B.](#) Related Articles, Links
 Beta-amyloid precursor protein is modified with O-linked N-acetylglucosamine.
 J Neurosci Res. 1995 Jun 1;41(2):270-8.
 PMID: 7650762 [PubMed - indexed for MEDLINE]
- 123:** [Yamada T, Kobayashi T.](#) Related Articles, Links
 The mutation in amyloid precursor protein inhibits both alpha- and beta-secretion.
 Neurosci Lett. 1995 May 19;191(1-2):103-6.
 PMID: 7659274 [PubMed - indexed for MEDLINE]
- 124:** [Fang Q, Kannapell CC, Fu SM, Xu S, Gaskin F.](#) Related Articles, Links
 VH and VL gene usage by anti-beta-amyloid autoantibodies in Alzheimer's disease: detection of highly mutated V regions in both heavy and light chains.
 Clin Immunol Immunopathol. 1995 May;75(2):159-67.
 PMID: 7704974 [PubMed - indexed for MEDLINE]
- 125:** [Kimura T, Takamatsu J, Araki N, Goto M, Kondo A, Miyakawa T, Horiuchi S.](#) Related Articles, Links
 Are advanced glycation end-products associated with amyloidosis in Alzheimer's disease?
 Neuroreport. 1995 Apr 19;6(6):866-8.

PMID: 7612872 [PubMed - indexed for MEDLINE]

- 126:** [Oohira A, Kushima Y, Matsui F, Watanabe E.](#) Related Articles, Links
 Detection of Alzheimer's beta-amyloid precursor related proteins bearing chondroitin sulfate both in the juvenile rat brain and in the conditioned medium of primary cultured astrocytes.
 Neurosci Lett. 1995 Apr 7;189(1):25-8.
 PMID: 7603617 [PubMed - indexed for MEDLINE]
- 127:** [Pike CJ, Cummings BJ, Cotman CW.](#) Related Articles, Links
 Early association of reactive astrocytes with senile plaques in Alzheimer's disease.
 Exp Neurol. 1995 Apr;132(2):172-9.
 PMID: 7789457 [PubMed - indexed for MEDLINE]
- 128:** [Yamazaki T, Selkoe DJ, Koo EH.](#) Related Articles, Links
 Trafficking of cell surface beta-amyloid precursor protein: retrograde and transcytotic transport in cultured neurons.
 J Cell Biol. 1995 Apr;129(2):431-42.
 PMID: 7721945 [PubMed - indexed for MEDLINE]
- 129:** [Kim CS, Han YF, Etcheberrigaray R, Nelson TJ, Olds JL, Yoshioka T, Alkon DL.](#) Related Articles, Links
 Alzheimer and beta-amyloid-treated fibroblasts demonstrate a decrease in a memory-associated GTP-binding protein, Cp20.
 Proc Natl Acad Sci U S A. 1995 Mar 28;92(7):3060-4.
 PMID: 7708775 [PubMed - indexed for MEDLINE]
- 130:** [Okamoto T, Takeda S, Murayama Y, Ogata E, Nishimoto I.](#) Related Articles, Links
 Ligand-dependent G protein coupling function of amyloid transmembrane precursor.
 J Biol Chem. 1995 Mar 3;270(9):4205-8.
 PMID: 7876177 [PubMed - indexed for MEDLINE]
- 131:** [Cabal A, Alonso-Cortina V, Gonzalez-Vazquez LO, Naves FJ, Del Valle ME, Vega JA.](#) Related Articles, Links
 beta-Amyloid precursor protein (beta APP) in human gut with special reference to the enteric nervous system.
 Brain Res Bull. 1995;38(5):417-23.
 PMID: 8665264 [PubMed - indexed for MEDLINE]
- 132:** [Mangone CA, Castano EM, Levy E, Abiusi G, Wisniewski T, Marques MR, Faccio E, Gorelick PB, Frangione B, Sica RE.](#) Related Articles, Links
 Early onset Alzheimer's disease in a South American pedigree from Argentina.
 Acta Neurol Scand. 1995 Jan;91(1):6-13.
 PMID: 7732777 [PubMed - indexed for MEDLINE]
- 133:** [Mena R, Edwards P, Perez-Olvera O, Wischik CM.](#) Related Articles, Links
 Monitoring pathological assembly of tau and beta-amyloid proteins in Alzheimer's disease.
 Acta Neuropathol (Berl). 1995;89(1):50-6.
 PMID: 7709731 [PubMed - indexed for MEDLINE]
- 134:** [Oda T, Pasinetti GM, Osterburg HH, Anderson C, Johnson SA, Finch CE.](#) Related Articles, Links

-  Purification and characterization of brain clusterin.
Biochem Biophys Res Commun. 1994 Nov 15;204(3):1131-6.
PMID: 7980587 [PubMed - indexed for MEDLINE]
- 135:** Katsetos CD, Krishna L, Friedberg E, Reidy J, Karkavelas G, Savory J. Related Articles, Links
-  Lobar pilocytic astrocytomas of the cerebral hemispheres: II. Pathobiology--morphogenesis of the eosinophilic granular bodies.
Clin Neuropathol. 1994 Nov-Dec;13(6):306-14.
PMID: 7851045 [PubMed - indexed for MEDLINE]
- 136:** McGeer PL, Klegeris A, Walker DG, Yasuhara O, McGeer EG. Related Articles, Links
-  Pathological proteins in senile plaques.
Tohoku J Exp Med. 1994 Nov;174(3):269-77.
PMID: 7761992 [PubMed - indexed for MEDLINE]
- 137:** Yang F, Mak K, Vinters HV, Frautschy SA, Cole GM. Related Articles, Links
-  Monoclonal antibody to the C-terminus of beta-amyloid.
Neuroreport. 1994 Oct 27;5(16):2117-20.
PMID: 7865758 [PubMed - indexed for MEDLINE]
- 138:** Burke WJ, Galvin NJ, Chung HD, Stoff SA, Gillespie KN, Cataldo AM, Nixon RA. Related Articles, Links
-  Degenerative changes in epinephrine tonic vasomotor neurons in Alzheimer's disease.
Brain Res. 1994 Oct 24;661(1-2):35-42.
PMID: 7834382 [PubMed - indexed for MEDLINE]
- 139:** Dreyer RN, Bausch KM, Fracasso P, Hammond LJ, Wunderlich D, Wirak DO, Davis G, Brini CM, Buckholz TM, Konig G, et al. Related Articles, Links
-  Processing of the pre-beta-amyloid protein by cathepsin D is enhanced by a familial Alzheimer's disease mutation.
Eur J Biochem. 1994 Sep 1;224(2):265-71.
PMID: 7523115 [PubMed - indexed for MEDLINE]
- 140:** van de Nes JA, Sluiter AA, Pool CW, Kamphorst W, Ravid R, Swaab DF. Related Articles, Links
-  The monoclonal antibody Alz-50, used to reveal cytoskeletal changes in Alzheimer's disease, also reacts with a large subpopulation of somatostatin neurons in the normal human hypothalamus and adjoining areas.
Brain Res. 1994 Aug 29;655(1-2):97-109.
PMID: 7812796 [PubMed - indexed for MEDLINE]
- 141:** Durham HD, Minotti S, Dooley NP, Nalbantoglu J. Related Articles, Links
-  Expression of the intermediate filament-associated protein related to beta-amyloid precursor protein is developmentally regulated in cultured cells.
J Neurosci Res. 1994 Aug 15;38(6):629-39.
PMID: 7807580 [PubMed - indexed for MEDLINE]
- 142:** Friedland RP, Majocha RE, Reno JM, Lyle LR, Marotta CA. Related Articles, Links
-  Development of an anti-A beta monoclonal antibody for in vivo imaging of amyloid angiopathy in Alzheimer's disease.

Mol Neurobiol. 1994 Aug-Dec;9(1-3):107-13.
PMID: 7888086 [PubMed - indexed for MEDLINE]

- 143:** [Iwatsubo T, Odaka A, Suzuki N, Mizusawa H, Nukina N, Ihara Y.](#) Related Articles, Links



Visualization of A beta 42(43) and A beta 40 in senile plaques with end-specific A beta monoclonals: evidence that an initially deposited species is A beta 42(43).

Neuron. 1994 Jul;13(1):45-53.
PMID: 8043280 [PubMed - indexed for MEDLINE]

- 144:** [Walker LC, Price DL, Voytko ML, Schenk DB.](#) Related Articles, Links



Labeling of cerebral amyloid in vivo with a monoclonal antibody.
J Neuropathol Exp Neurol. 1994 Jul;53(4):377-83.

PMID: 8021711 [PubMed - indexed for MEDLINE]

- 145:** [Jucker M, Walker LC, Schwarb P, Hengemihle J, Kuo H, Snow AD, Bamert F, Ingram DK.](#) Related Articles, Links



Age-related deposition of glia-associated fibrillar material in brains of C57BL/6 mice.

Neuroscience. 1994 Jun;60(4):875-89.
PMID: 7936209 [PubMed - indexed for MEDLINE]

- 146:** [Kurochkin IV, Goto S.](#) Related Articles, Links



Alzheimer's beta-amyloid peptide specifically interacts with and is degraded by insulin degrading enzyme.

FEBS Lett. 1994 May 23;345(1):33-7.
PMID: 8194595 [PubMed - indexed for MEDLINE]

- 147:** [Tabaton M, Nunzi MG, Xue R, Usiak M, Autilio-Gambetti L, Gambetti P.](#) Related Articles, Links



Soluble amyloid beta-protein is a marker of Alzheimer amyloid in brain but not in cerebrospinal fluid.

Biochem Biophys Res Commun. 1994 May 16;200(3):1598-603.
PMID: 8185615 [PubMed - indexed for MEDLINE]

- 148:** [Murphy GM Jr, Forno LS, Higgins L, Scardina JM, Eng LF, Cordell B.](#) Related Articles, Links



Development of a monoclonal antibody specific for the COOH-terminal of beta-amyloid 1-42 and its immunohistochemical reactivity in Alzheimer's disease and related disorders.

Am J Pathol. 1994 May;144(5):1082-8.
PMID: 8178931 [PubMed - indexed for MEDLINE]

- 149:** [Stanley LC, Mrak RE, Woody RC, Perrot LJ, Zhang S, Marshak DR, Nelson SJ, Griffin WS.](#) Related Articles, Links



Glial cytokines as neuropathogenic factors in HIV infection: pathogenic similarities to Alzheimer's disease.









J Neuropathol Exp Neurol. 1994 May;53(3):231-8.
PMID: 8176406 [PubMed - indexed for MEDLINE]

- 150:** [Akaaboune M, Ma J, Festoff BW, Greenberg BD, Hantai D.](#) Related Articles, Links













Neurotrophic regulation of mouse muscle beta-amyloid protein precursor and alpha 1-antichymotrypsin as revealed by axotomy.

J Neurobiol. 1994 May;25(5):503-14.
PMID: 8071658 [PubMed - indexed for MEDLINE]


- 151:** [Higgins LS, Holtzman DM, Rabin J, Mobley WC, Cordell B.](#) Related Articles, Links
 Transgenic mouse brain histopathology resembles early Alzheimer's disease.
 Ann Neurol. 1994 May;35(5):598-607.
 PMID: 7513982 [PubMed - indexed for MEDLINE]
- 152:** [Hajimohammadreza I, Anderson VE, Cavanagh JB, Seville MP, Nolan CC, Anderton BH, Leigh PN.](#) Related Articles, Links
 beta-Amyloid precursor protein fragments and lysosomal dense bodies are found in rat brain neurons after ventricular infusion of leupeptin.
 Brain Res. 1994 Mar 21;640(1-2):25-32.
 PMID: 8004453 [PubMed - indexed for MEDLINE]
- 153:** [Bickel U, Lee VM, Trojanowski JQ, Pardridge WM.](#) Related Articles, Links
 Development and in vitro characterization of a cationized monoclonal antibody against beta A4 protein: a potential probe for Alzheimer's disease.
 Bioconjug Chem. 1994 Mar-Apr;5(2):119-25.
 PMID: 8031874 [PubMed - indexed for MEDLINE]
- 154:** [Loffler J, Langui D, Probst A, Huber G.](#) Related Articles, Links
 Accumulation of a 50 kDa N-terminal fragment of beta-APP695 in Alzheimer's disease hippocampus and neocortex.
 Neurochem Int. 1994 Mar;24(3):281-8.
 PMID: 8025536 [PubMed - indexed for MEDLINE]
- 155:** [Snow AD, Sekiguchi RT, Nochlin D, Kalaria RN, Kimata K.](#) Related Articles, Links
 Heparan sulfate proteoglycan in diffuse plaques of hippocampus but not of cerebellum in Alzheimer's disease brain.
 Am J Pathol. 1994 Feb;144(2):337-47.
 PMID: 8311117 [PubMed - indexed for MEDLINE]
- 156:** [Hartig W, Hausen D, Brauer K, Arendt T, Bigl V, Bruckner G.](#) Related Articles, Links
 Digoxigenin-tagged anti-GFAP and multiple labelling of human glia, vessels and beta-amyloid.
 Neuroreport. 1994 Jan 31;5(5):573-6. Erratum in: Neuroreport 1994 Apr 14;5(8):following 1014.
 PMID: 8025246 [PubMed - indexed for MEDLINE]
- 157:** [Maat-Schieman ML, Radder CM, van Duinen SG, Haan J, Roos RA.](#) Related Articles, Links
 Hereditary cerebral hemorrhage with amyloidosis (Dutch): a model for congophilic plaque formation without neurofibrillary pathology.
 Acta Neuropathol (Berl). 1994;88(4):371-8.
 PMID: 7839831 [PubMed - indexed for MEDLINE]
- 158:** [Zemlan FP, Vogelsang GD, McLaughlin L, Dean GE.](#) Related Articles, Links
 Alzheimer's paired helical filaments: amyloid precursor protein epitope mapping.
 Brain Res Bull. 1994;33(4):387-92.
 PMID: 7510209 [PubMed - indexed for MEDLINE]
- 159:** [Cummings BJ, Su JH, Cotman CW.](#) Related Articles, Links

Neuritic involvement within bFGF immunopositive plaques of


-  Alzheimer's disease.
Exp Neurol. 1993 Dec;124(2):315-25.
PMID: 8287930 [PubMed - indexed for MEDLINE]
- 160:** [Bennett DA, Cochran EJ, Saper CB, Leverenz JB, Gilley DW, Wilson RS.](#) Related Articles, Links
-  Pathological changes in frontal cortex from biopsy to autopsy in Alzheimer's disease.
Neurobiol Aging. 1993 Nov-Dec;14(6):589-96.
PMID: 8295661 [PubMed - indexed for MEDLINE]
- 161:** [Vigo-Pelfrey C, Lee D, Keim P, Lieberburg I, Schenk DB.](#) Related Articles, Links
-  Characterization of beta-amyloid peptide from human cerebrospinal fluid.
J Neurochem. 1993 Nov;61(5):1965-8.
PMID: 8229004 [PubMed - indexed for MEDLINE]
- 162:** [Askanas V, Bilak M, Engel WK, Alvarez RB, Tome F, Leclerc A.](#) Related Articles, Links
-  Prion protein is abnormally accumulated in inclusion-body myositis.
Neuroreport. 1993 Oct 25;5(1):25-8.
PMID: 8280854 [PubMed - indexed for MEDLINE]
- 163:** [Askanas V, Bilak M, Engel WK, Leclerc A, Tome F.](#) Related Articles, Links
-  Prion protein is strongly immunolocalized at the postsynaptic domain of human normal neuromuscular junctions.
Neurosci Lett. 1993 Sep 3;159(1-2):111-4.
PMID: 8264949 [PubMed - indexed for MEDLINE]
- 164:** [Holmes C, Webster MT, Procter AW, Francis PT, Bowen DM.](#) Related Articles, Links
-  Relationship between beta-amyloid precursor protein, pyramidal neurones and astrocytes in human neocortex.
Biochem Soc Trans. 1993 Aug;21 (Pt 3)(3):238S. No abstract available.
PMID: 8224394 [PubMed - indexed for MEDLINE]
- 165:** [Miklossy J.](#) Related Articles, Links
-  Alzheimer's disease--a spirochetosis?
Neuroreport. 1993 Jul;4(7):841-8.
PMID: 8369471 [PubMed - indexed for MEDLINE]
- 166:** [Singh Rao SK, Neal JW, Newman GR.](#) Related Articles, Links
-  Corpora amylacea could be an indicator of neurodegeneration.
Neuropathol Appl Neurobiol. 1993 Jun;19(3):269-76.
PMID: 8355813 [PubMed - indexed for MEDLINE]
- 167:** [DeWitt DA, Silver J, Canning DR, Perry G.](#) Related Articles, Links
-  Chondroitin sulfate proteoglycans are associated with the lesions of Alzheimer's disease.
Exp Neurol. 1993 Jun;121(2):149-52.
PMID: 8339766 [PubMed - indexed for MEDLINE]
- 168:** [Stoll J, Balbo A, Ault B, Rapoport SI, Fine A.](#) Related Articles, Links
-  Long-term transplants of mouse trisomy 16 hippocampal neurons, a model for Down's syndrome, do not develop Alzheimer's disease neuropathology.

Brain Res. 1993 May 7;610(2):295-304.
PMID: 8319091 [PubMed - indexed for MEDLINE]


- 169:** [Oyama F, Hirohashi S, Sakamoto M, Titani K, Sekiguchi K.](#) Related Articles, Links

 Coordinate oncodevelopmental modulation of alternative splicing of fibronectin pre-messenger RNA at ED-A, ED-B, and CS1 regions in human liver tumors.
Cancer Res. 1993 May 1;53(9):2005-11.
PMID: 8481903 [PubMed - indexed for MEDLINE]


- 170:** [Lahiri DK.](#) Related Articles, Links

 The stability of beta-amyloid precursor protein in nine different cell types.
Biochem Mol Biol Int. 1993 Apr;29(5):849-58.
PMID: 8508138 [PubMed - indexed for MEDLINE]


- 171:** [Gaskin F, Finley J, Fang Q, Xu S, Fu SM.](#) Related Articles, Links

 Human antibodies reactive with beta-amyloid protein in Alzheimer's disease.
J Exp Med. 1993 Apr 1;177(4):1181-6.
PMID: 8459212 [PubMed - indexed for MEDLINE]


- 172:** [Buee L, Ding W, Delacourte A, Fillit H.](#) Related Articles, Links

 Binding of secreted human neuroblastoma proteoglycans to the Alzheimer's amyloid A4 peptide.
Brain Res. 1993 Jan 22;601(1-2):154-63.
PMID: 8431762 [PubMed - indexed for MEDLINE]


- 173:** [Seubert P, Oltersdorf T, Lee MG, Barbour R, Blomquist C, Davis DL, Bryant K, Fritz LC, Galasko D, Thal LJ, et al.](#) Related Articles, Links

 Secretion of beta-amyloid precursor protein cleaved at the amino terminus of the beta-amyloid peptide.
Nature. 1993 Jan 21;361(6409):260-3.
PMID: 7678698 [PubMed - indexed for MEDLINE]


- 174:** [Nelson PT, Marton L, Saper CB.](#) Related Articles, Links

 Alz-50 immunohistochemistry in the normal sheep striatum: a light and electron microscope study.
Brain Res. 1993 Jan 15;600(2):285-97.
PMID: 8094642 [PubMed - indexed for MEDLINE]









- 175:** [Wisniewski HM, Weigel J.](#) Related Articles, Links










 Migration of perivascular cells into the neuropil and their involvement in beta-amyloid plaque formation.
Acta Neuropathol (Berl). 1993;85(6):586-95.
PMID: 8337937 [PubMed - indexed for MEDLINE]

- 176:** [Su JH, Cummings BJ, Cotman CW.](#) Related Articles, Links

 Localization of heparan sulfate glycosaminoglycan and proteoglycan core protein in aged brain and Alzheimer's disease.
Neuroscience. 1992 Dec;51(4):801-13.
PMID: 1488123 [PubMed - indexed for MEDLINE]

- 177:** [Perlmutter LS, Scott SA, Barron E, Chui HC.](#) Related Articles, Links

-  MHC class II-positive microglia in human brain: association with Alzheimer lesions.
J Neurosci Res. 1992 Dec;33(4):549-58. Erratum in: J Neurosci Res 1993 Jun 15;35(3):346.
PMID: 1484388 [PubMed - indexed for MEDLINE]
- 178:** Seubert P, Vigo-Pelfrey C, Esch F, Lee M, Dovey H, Davis D, Sinha S, Schlossmacher M, Whaley J, Swindlehurst C, et al. Related Articles, Links
-  Isolation and quantification of soluble Alzheimer's beta-peptide from biological fluids.
Nature. 1992 Sep 24;359(6393):325-7.
PMID: 1406936 [PubMed - indexed for MEDLINE]
- 179:** Arai H, Schmidt ML, Lee VM, Hurtig HI, Greenberg BD, Adler CH, Trojanowski JQ. Related Articles, Links
-  Epitope analysis of senile plaque components in the hippocampus of patients with Parkinson's disease.
Neurology. 1992 Jul;42(7):1315-22.
PMID: 1377804 [PubMed - indexed for MEDLINE]
- 180:** Cummings BJ, Su JH, Geddes JW, Van Nostrand WE, Wagner SL, Cunningham DD, Cotman CW. Related Articles, Links
-  Aggregation of the amyloid precursor protein within degenerating neurons and dystrophic neurites in Alzheimer's disease.
Neuroscience. 1992 Jun;48(4):763-77.
PMID: 1378573 [PubMed - indexed for MEDLINE]
- 181:** Ohgami T, Kitamoto T, Tateishi J. Related Articles, Links
-  Alzheimer's amyloid precursor protein accumulates within axonal swellings in human brain lesions.
Neurosci Lett. 1992 Feb 17;136(1):75-8.
PMID: 1635670 [PubMed - indexed for MEDLINE]
- 182:** Wunderlich D, Lee A, Fracasso RP, Mierz DV, Bayney RM, Ramabhadran TV. Related Articles, Links
-  Use of recombinant fusion proteins for generation and rapid characterization of monoclonal antibodies. Application to the Kunitz domain of human beta amyloid precursor protein.
J Immunol Methods. 1992 Feb 14;147(1):1-11.
PMID: 1371794 [PubMed - indexed for MEDLINE]
- 183:** Delvaux A, Van der Elst L, Octave JN. Related Articles, Links
-  Inhibition of trypsin by the beta-amyloid protein precursor. A comparative study between transfected cells, human brain and cerebrospinal fluid.
FEBS Lett. 1992 Feb 3;297(1-2):124-6.
PMID: 1551418 [PubMed - indexed for MEDLINE]
- 184:** Choi-Miura NH, Ihara Y, Fukuchi K, Takeda M, Nakano Y, Tobe T, Tomita M. Related Articles, Links
-  SP-40,40 is a constituent of Alzheimer's amyloid.
Acta Neuropathol (Berl). 1992;83(3):260-4.
PMID: 1373021 [PubMed - indexed for MEDLINE]
- 185:** Arai H, Lee VM, Messinger ML, Greenberg BD, Lowery DE, Trojanowski JQ. Related Articles, Links

-  Expression patterns of beta-amyloid precursor protein (beta-APP) in neural and nonneural human tissues from Alzheimer's disease and control subjects.
Ann Neurol. 1991 Nov;30(5):686-93.
PMID: 1763893 [PubMed - indexed for MEDLINE]
- 186:** [Frautschy SA, Baird A, Cole GM.](#) Related Articles, Links
-  Effects of injected Alzheimer beta-amyloid cores in rat brain.
Proc Natl Acad Sci U S A. 1991 Oct 1;88(19):8362-6.
PMID: 1924295 [PubMed - indexed for MEDLINE]
- 187:** [Munoz DG.](#) Related Articles, Links
-  Chromogranin A-like immunoreactive neurites are major constituents of senile plaques.
Lab Invest. 1991 Jun;64(6):826-32.
PMID: 1710735 [PubMed - indexed for MEDLINE]
- 188:** [Knops J, Johnson-Wood K, Schenk DB, Sinha S, Lieberburg I, McConlogue L.](#) Related Articles, Links
-  Isolation of baculovirus-derived secreted and full-length beta-amyloid precursor protein.
J Biol Chem. 1991 Apr 15;266(11):7285-90.
PMID: 1901866 [PubMed - indexed for MEDLINE]
- 189:** [Henriksson T, Barbour RM, Braa S, Ward P, Fritz LC, Johnson-Wood K, Chung HD, Burke W, Reinikainen KJ, Riekkinen P, et al.](#) Related Articles, Links
-  Analysis and quantitation of the beta-amyloid precursor protein in the cerebrospinal fluid of Alzheimer's disease patients with a monoclonal antibody-based immunoassay.
J Neurochem. 1991 Mar;56(3):1037-42.
PMID: 1899691 [PubMed - indexed for MEDLINE]
- 190:** [Takahashi H, Hirokawa K, Ando S, Obata K.](#) Related Articles, Links
-  Immunohistological study on brains of Alzheimer's disease using antibodies to fetal antigens, C-series gangliosides and microtubule-associated protein 5.
Acta Neuropathol (Berl). 1991;81(6):626-31.
PMID: 1909079 [PubMed - indexed for MEDLINE]
- 191:** [Becker L, Mito T, Takashima S, Onodera K.](#) Related Articles, Links
-  Growth and development of the brain in Down syndrome.
Prog Clin Biol Res. 1991;373:133-52. Review.
PMID: 1838182 [PubMed - indexed for MEDLINE]
- 192:** [Yankner BA, Caceres A, Duffy LK.](#) Related Articles, Links
-  Nerve growth factor potentiates the neurotoxicity of beta amyloid.
Proc Natl Acad Sci U S A. 1990 Nov;87(22):9020-3.
PMID: 2174172 [PubMed - indexed for MEDLINE]
- 193:** [Snow AD, Mar H, Nochlin D, Sekiguchi RT, Kimata K, Koike Y, Wight TN.](#) Related Articles, Links
-  Early accumulation of heparan sulfate in neurons and in the beta-amyloid protein-containing lesions of Alzheimer's disease and Down's syndrome.

Am J Pathol. 1990 Nov;137(5):1253-70.
PMID: 2146882 [PubMed - indexed for MEDLINE]

- 194:** [Kanemaru K, Hasegawa M, Shimada H, Ihara Y.](#) Related Articles, Links



The presence of a novel protein in calf serum that recognizes beta amyloid in the formalin-fixed section.

Am J Pathol. 1990 Sep;137(3):677-87.
PMID: 1698030 [PubMed - indexed for MEDLINE]

- 195:** [Tate-Ostroff B, Majocha RE, Walcott EC, Ventosa-Michelman M, Marotta CA.](#) Related Articles, Links



Colocalization of amino terminal and A4 (beta-amyloid) antigens in Alzheimer plaques: evidence for coordinated processing of the amyloid precursor protein.

J Geriatr Psychiatry Neurol. 1990 Jul-Sep;3(3):139-45.
PMID: 2126439 [PubMed - indexed for MEDLINE]

- 196:** [Stern RA, Trojanowski JQ, Lee VM.](#) Related Articles, Links



Antibodies to the beta-amyloid peptide cross-react with conformational epitopes in human fibrinogen subunits from peripheral blood.

FEBS Lett. 1990 May 7;264(1):43-7.
PMID: 1692541 [PubMed - indexed for MEDLINE]

- 197:** [Spillantini MG, Goedert M, Jakes R, Klug A.](#) Related Articles, Links



Different configurational states of beta-amyloid and their distributions relative to plaques and tangles in Alzheimer disease.

Proc Natl Acad Sci U S A. 1990 May;87(10):3947-51.
PMID: 2111023 [PubMed - indexed for MEDLINE]

- 198:** [Singhrao S, Cole G, Henderson WJ, Newman GR.](#) Related Articles, Links



LR White embedding allows a multi-method approach to the analysis of brain tissue from patients with Alzheimer's disease.

Histochem J. 1990 May;22(5):257-68.
PMID: 1966829 [PubMed - indexed for MEDLINE]

- 199:** [Arai H, Lee VM, Otvos L Jr, Greenberg BD, Lowery DE, Sharma SK, Schmidt ML, Trojanowski JQ.](#) Related Articles, Links



Defined neurofilament, tau, and beta-amyloid precursor protein epitopes distinguish Alzheimer from non-Alzheimer senile plaques.

Proc Natl Acad Sci U S A. 1990 Mar;87(6):2249-53.
PMID: 1690426 [PubMed - indexed for MEDLINE]

- 200:** [Koo EH, Sisodia SS, Archer DR, Martin LJ, Weidemann A, Beyreuther K, Fischer P, Masters CL, Price DL.](#) Related Articles, Links



Precursor of amyloid protein in Alzheimer disease undergoes fast anterograde axonal transport.






Proc Natl Acad Sci U S A. 1990 Feb;87(4):1561-5.
PMID: 1689489 [PubMed - indexed for MEDLINE]

- 201:** [Chou WG, Zain SB, Rehman S, Tate-Ostroff B, Majocha RE, Benes FM, Marotta CA.](#) Related Articles, Links



Alzheimer cortical neurons containing abundant amyloid mRNA. Relationship to amyloid deposition and senile plaques.


J Psychiatr Res. 1990;24(1):37-50.
PMID: 2195164 [PubMed - indexed for MEDLINE]

- 202:** [Takahashi H, Kurashima C, Utsuyama M, Hirokawa K.](#) [Related Articles](#), [Links](#)
 Immunohistological study of senile brains by using a monoclonal antibody recognizing beta amyloid precursor protein: significance of granular deposits in relation with senile plaques.
 Acta Neuropathol (Berl). 1990;80(3):260-5.
 PMID: 1698004 [PubMed - indexed for MEDLINE]
- 203:** [Suenaga T, Hirano A, Llena JF, Ksiezak-Reding H, Yen SH, Dickson DW.](#) [Related Articles](#), [Links](#)
 Modified Bielschowsky and immunocytochemical studies on cerebellar plaques in Alzheimer's disease.
 J Neuropathol Exp Neurol. 1990 Jan;49(1):31-40.
 PMID: 1688924 [PubMed - indexed for MEDLINE]
- 204:** [Benes FM, Reifel JL, Majocha RE, Marotta CA.](#) [Related Articles](#), [Links](#)
 Evidence for a diffusional model of Alzheimer amyloid A4 (beta-amyloid) deposition during neuritic plaque formation.
 Neuroscience. 1989;33(3):483-8.
 PMID: 2700016 [PubMed - indexed for MEDLINE]
- 205:** [Marotta CA, Chou WG, Majocha RE, Watkins R, LaBonne C, Zain SB.](#) [Related Articles](#), [Links](#)
 Overexpression of amyloid precursor protein A4 (beta-amyloid) immunoreactivity in genetically transformed cells: implications for a cellular model of Alzheimer amyloidosis.
 Proc Natl Acad Sci U S A. 1989 Jan;86(1):337-41.
 PMID: 2563163 [PubMed - indexed for MEDLINE]
- 206:** [Wisniewski HM, Wen GY, Kim KS.](#) [Related Articles](#), [Links](#)
 Comparison of four staining methods on the detection of neuritic plaques.
 Acta Neuropathol (Berl). 1989;78(1):22-7.
 PMID: 2472039 [PubMed - indexed for MEDLINE]

Display Show Sort by Send to

[Write to the Help Desk](#)
[NCBI](#) | [NLM](#) | [NIH](#)
 Department of Health & Human Services
[Privacy Statement](#) | [Freedom of Information Act](#) | [Disclaimer](#)

May 2 2005 17:45:08



All Databases PubMed Nucleotide Protein Genome Structure OMIM PMC Journals Books

Search PubMed for monoclonal antibody AND Abeta

Limits Preview/Index History Clipboard Details

Display Summary Show 500 Sort by Send to

About Entrez

Text Version

All: 101 Review: 3

Items 1 - 101 of 101

One page.

Entrez PubMed

Overview
Help | FAQ
Tutorial
New/Noteworthy
E-Utilities

PubMed Services









Journals Database
MeSH Database
Single Citation Matcher
Batch Citation Matcher
Clinical Queries
Special Queries
LinkOut










My NCBI (Cubby)

Related Resources

Order Documents
NLM Catalog
NLM Gateway
TOXNET
Consumer Health
Clinical Alerts
ClinicalTrials.gov
PubMed Central

- 1: [Klyubin I, Walsh DM, Lemere CA, Cullen WK, Shankar GM, Betts V, Spooner ET, Jiang L, Anwyl R, Selkoe DJ, Rowan MJ.](#) [Related Articles, Links](#)
- Amyloid beta protein immunotherapy neutralizes Abeta oligomers that disrupt synaptic plasticity in vivo.
Nat Med. 2005 Jun;11(6):556-61. Epub 2005 Apr 17.
PMID: 15834427 [PubMed - in process]
- 2: [Paganetti P, Calanca V, Galli C, Stefani M, Molinari M.](#) [Related Articles, Links](#)
- beta-site specific intrabodies to decrease and prevent generation of Alzheimer's Abeta peptide.
J Cell Biol. 2005 Mar 14;168(6):863-8.
PMID: 15767460 [PubMed - indexed for MEDLINE]
- 3: [Geylis V, Kourilov V, Meiner Z, Nennesmo I, Bogdanovic N, Steinitz M.](#) [Related Articles, Links](#)
- Human monoclonal antibodies against amyloid-beta from healthy adults.
Neurobiol Aging. 2005 May;26(5):597-606.
PMID: 15708434 [PubMed - indexed for MEDLINE]
- 4: [Zhang G, Wang LF, Wang HQ, Yao ZB.](#) [Related Articles, Links](#)
- [Fusion expression of human Abeta42 recombinant protein and detection of Abeta antibody]
Di Yi Jun Yi Da Xue Xue Bao. 2005 Feb;25(2):160-4. Chinese.
PMID: 15698994 [PubMed - in process]
- 5: [Brendza RP, Bacskai BJ, Cirrito JR, Simmons KA, Skoch JM, Klunk WE, Mathis CA, Bales KR, Paul SM, Hyman BT, Holtzman DM.](#) [Related Articles, Links](#)
- Anti-Abeta antibody treatment promotes the rapid recovery of amyloid-associated neuritic dystrophy in PDAPP transgenic mice.
J Clin Invest. 2005 Feb;115(2):428-33.
PMID: 15668737 [PubMed - indexed for MEDLINE]
- 6: [Qi-Takahara Y, Morishima-Kawashima M, Tanimura Y, Dolios G, Hirotani N, Horikoshi Y, Kametani F, Maeda M, Saido TC, Wang R, Ihara Y.](#) [Related Articles, Links](#)
- Longer forms of amyloid beta protein: implications for the mechanism of intramembrane cleavage by gamma-secretase.
J Neurosci. 2005 Jan 12;25(2):436-45.
PMID: 15647487 [PubMed - in process]
- 7: [Chauhan NB, Siegel GJ.](#) [Related Articles, Links](#)


-  Intracerebroventricular passive immunization in transgenic mouse models of Alzheimer's disease.
Expert Rev Vaccines. 2004 Dec;3(6):717-25.
PMID: 15606357 [PubMed - in process]
- 8:** [Shivaprasad S, Wetzel R.](#) Related Articles, Links
-  An intersheet packing interaction in A beta fibrils mapped by disulfide cross-linking.
Biochemistry. 2004 Dec 14;43(49):15310-7.
PMID: 15581343 [PubMed - indexed for MEDLINE]
- 9:** [Albrecht H, Zbinden P, Rizzi A, Villetti G, Riccardi B, Puccini P, Catinella S, Imbimbo BP.](#) Related Articles, Links
-  High throughput screening of beta-amyloid secretion inhibitors using homogenous time-resolved fluorescence.
Comb Chem High Throughput Screen. 2004 Dec;7(8):745-56.
PMID: 15578936 [PubMed - indexed for MEDLINE]
- 10:** [Olsson A, Vanderstichele H, Andreassen N, De Meyer G, Wallin A, Holmberg B, Rosengren L, Vanmechelen E, Blennow K.](#) Related Articles, Links
-  Simultaneous measurement of beta-amyloid(1-42), total tau, and phosphorylated tau (Thr181) in cerebrospinal fluid by the xMAP technology.
Clin Chem. 2005 Feb;51(2):336-45. Epub 2004 Nov 24.
PMID: 15563479 [PubMed - indexed for MEDLINE]
- 11:** [Horikoshi Y, Mori T, Maeda M, Kinoshita N, Sato K, Yamaguchi H.](#) Related Articles, Links
-  Abeta N-terminal-end specific antibody reduced beta-amyloid in Alzheimer-model mice.
Biochem Biophys Res Commun. 2004 Dec 10;325(2):384-7.
PMID: 15530403 [PubMed - indexed for MEDLINE]
- 12:** [van Horsen J, de Vos RA, Steur EN, David G, Wesseling P, de Waal RM, Verbeek MM.](#) Related Articles, Links
-  Absence of heparan sulfate proteoglycans in Lewy bodies and Lewy neurites in Parkinson's disease brains.
J Alzheimers Dis. 2004 Oct;6(5):469-74.
PMID: 15505367 [PubMed - indexed for MEDLINE]
- 13:** [Perez M, Cuadros R, Benitez MJ, Jimenez JS.](#) Related Articles, Links
-  Interaction of Alzheimer's disease amyloid beta peptide fragment 25-35 with tau protein, and with a tau peptide containing the microtubule binding domain.
J Alzheimers Dis. 2004 Oct;6(5):461-7.
PMID: 15505366 [PubMed - indexed for MEDLINE]
- 14:** [Manea M, Mezo G, Hudecz F, Przybylski M.](#) Related Articles, Links
-  Polypeptide conjugates comprising a beta-amyloid plaque-specific epitope as new vaccine structures against Alzheimer's disease.
Biopolymers. 2004;76(6):503-11.
PMID: 15499564 [PubMed - indexed for MEDLINE]
- 15:** [Prosperi C, Scali C, Barba M, Bellucci A, Giovannini MG, Pepeu G, Casamenti F.](#) Related Articles, Links
- Comparison between flurbiprofen and its nitric oxide-releasing

-  derivatives HCT-1026 and NCX-2216 on Abeta(1-42)-induced brain inflammation and neuronal damage in the rat.
Int J Immunopathol Pharmacol. 2004 Sep-Dec;17(3):317-30.
PMID: 15461866 [PubMed - indexed for MEDLINE]
- 16:** [Zirah S, Stefanescu R, Manea M, Tian X, Cecal R, Kozin SA, Debey P, Rebuffat S, Przybylski M.](#) [Related Articles, Links](#)
-  Zinc binding agonist effect on the recognition of the beta-amyloid (4-10) epitope by anti-beta-amyloid antibodies.
Biochem Biophys Res Commun. 2004 Aug 20;321(2):324-8.
PMID: 15358179 [PubMed - indexed for MEDLINE]
- 17:** [Lopez EM, Bell KF, Ribeiro-da-Silva A, Cuello AC.](#) [Related Articles, Links](#)
-  Early changes in neurons of the hippocampus and neocortex in transgenic rats expressing intracellular human a-beta.
J Alzheimers Dis. 2004 Aug;6(4):421-31; discussion 443-9.
PMID: 15345813 [PubMed - indexed for MEDLINE]
- 18:** [Schenk D, Hagen M, Seubert P.](#) [Related Articles, Links](#)
-  Current progress in beta-amyloid immunotherapy.
Curr Opin Immunol. 2004 Oct;16(5):599-606. Review.
PMID: 15342006 [PubMed - indexed for MEDLINE]
- 19:** [Nordberg A.](#) [Related Articles, Links](#)
-  PET imaging of amyloid in Alzheimer's disease.
Lancet Neurol. 2004 Sep;3(9):519-27. Review.
PMID: 15324720 [PubMed - indexed for MEDLINE]
- 20:** [Recuero M, Serrano E, Bullido MJ, Valdivieso F.](#) [Related Articles, Links](#)
-  Abeta production as consequence of cellular death of a human neuroblastoma overexpressing APP.
FEBS Lett. 2004 Jul 16;570(1-3):114-8.
PMID: 15251450 [PubMed - indexed for MEDLINE]
- 21:** [Schiltz JG, Salzer U, Mohajeri MH, Franke D, Heinrich J, Pavlovic J, Wollmer MA, Nitsch RM, Moelling K.](#) [Related Articles, Links](#)
-  Antibodies from a DNA peptide vaccination decrease the brain amyloid burden in a mouse model of Alzheimer's disease.
J Mol Med. 2004 Oct;82(10):706-14.
PMID: 15241501 [PubMed - indexed for MEDLINE]
- 22:** [Wilcock DM, Rojiani A, Rosenthal A, Levkowitz G, Subbarao S, Alamed J, Wilson D, Wilson N, Freeman MJ, Gordon MN, Morgan D.](#) [Related Articles, Links](#)
-  Passive amyloid immunotherapy clears amyloid and transiently activates microglia in a transgenic mouse model of amyloid deposition.
J Neurosci. 2004 Jul 7;24(27):6144-51.
PMID: 15240806 [PubMed - indexed for MEDLINE]
- 23:** [Kowa H, Sakakura T, Matsuura Y, Wakabayashi T, Mann DM, Duff K, Tsuji S, Hashimoto T, Iwatsubo T.](#) [Related Articles, Links](#)
-  Mostly separate distributions of CLAC- versus Abeta40- or thioflavin S-reactivities in senile plaques reveal two distinct subpopulations of beta-amyloid deposits.
Am J Pathol. 2004 Jul;165(1):273-81.
PMID: 15215182 [PubMed - indexed for MEDLINE]


- 24:** [Mruthinti S, Buccafusco JJ, Hill WD, Waller JL, Jackson TW, Zamrini EY, Schade RF.](#) Related Articles, Links
 Autoimmunity in Alzheimer's disease: increased levels of circulating IgGs binding Abeta and RAGE peptides.
 Neurobiol Aging. 2004 Sep;25(8):1023-32.
 PMID: 15212827 [PubMed - indexed for MEDLINE]
- 25:** [Echeverria V, Ducatenzeiler A, Alhonen L, Janne J, Grant SM, Wandosell F, Muro A, Baralle F, Li H, Duff K, Szyf M, Cuello AC.](#) Related Articles, Links
 Rat transgenic models with a phenotype of intracellular Abeta accumulation in hippocampus and cortex.
 J Alzheimers Dis. 2004 Jun;6(3):209-19.
 PMID: 15201476 [PubMed - indexed for MEDLINE]
- 26:** [Johnson JK, Vogt BA, Kim R, Cotman CW, Head E.](#) Related Articles, Links
 Isolated executive impairment and associated frontal neuropathology.
 Dement Geriatr Cogn Disord. 2004;17(4):360-7.
 PMID: 15178954 [PubMed - indexed for MEDLINE]
- 27:** [Fernandez-Vizarra P, Fernandez AP, Castro-Blanco S, Serrano J, Bentura ML, Martinez-Murillo R, Martinez A, Rodrigo J.](#) Related Articles, Links
 Intra- and extracellular Abeta and PHF in clinically evaluated cases of Alzheimer's disease.
 Histol Histopathol. 2004 Jul;19(3):823-44.
 PMID: 15168346 [PubMed - indexed for MEDLINE]
- 28:** [Hayashi H, Kimura N, Yamaguchi H, Hasegawa K, Yokoseki T, Shibata M, Yamamoto N, Michikawa M, Yoshikawa Y, Terao K, Matsuzaki K, Lemere CA, Selkoe DJ, Naiki H, Yanagisawa K.](#) Related Articles, Links
 A seed for Alzheimer amyloid in the brain.
 J Neurosci. 2004 May 19;24(20):4894-902.
 PMID: 15152051 [PubMed - indexed for MEDLINE]
- 29:** [Karkos J.](#) Related Articles, Links
 [Immunotherapy of Alzheimer's disease. Results of experimental investigations and treatment of perspectives]
 Fortschr Neurol Psychiatr. 2004 Apr;72(4):204-19. Review. German.
 PMID: 15095177 [PubMed - indexed for MEDLINE]
- 30:** [Lee G, Thangavel R, Sharma VM, Litsersky JM, Bhaskar K, Fang SM, Do LH, Andreadis A, Van Hoesen G, Ksiezak-Reding H.](#) Related Articles, Links
 Phosphorylation of tau by fyn: implications for Alzheimer's disease.
 J Neurosci. 2004 Mar 3;24(9):2304-12.
 PMID: 14999081 [PubMed - indexed for MEDLINE]
- 31:** [Legleiter J, Czilli DL, Gitter B, DeMattos RB, Holtzman DM, Kowalewski T.](#) Related Articles, Links
 Effect of different anti-Abeta antibodies on Abeta fibrillogenesis as assessed by atomic force microscopy.
 J Mol Biol. 2004 Jan 23;335(4):997-1006.
 PMID: 14698294 [PubMed - indexed for MEDLINE]
- 32:** [Rangan SK, Liu R, Brune D, Planque S, Paul S, Sierks MR.](#) Related Articles, Links
 Degradation of beta-amyloid by proteolytic antibody light chains.
 Biochemistry. 2003 Dec 9;42(48):14328-34.

PMID: 14640701 [PubMed - indexed for MEDLINE]


- 33:** [Miller DL, Currie JR, Mehta PD, Potempska A, Hwang YW, Wegiel J.](#) Related Articles, Links

 Humoral immune response to fibrillar beta-amyloid peptide.
Biochemistry. 2003 Oct 14;42(40):11682-92.
PMID: 14529278 [PubMed - indexed for MEDLINE]


- 34:** [Wang DS, Iwata N, Hama E, Saido TC, Dickson DW.](#) Related Articles, Links

 Oxidized neprilysin in aging and Alzheimer's disease brains.
Biochem Biophys Res Commun. 2003 Oct 10;310(1):236-41.
PMID: 14511676 [PubMed - indexed for MEDLINE]


- 35:** [Solomon B.](#) Related Articles, Links

 Immunological approach for the treatment of Alzheimer's disease.
J Mol Neurosci. 2003;20(3):283-6.
PMID: 14501009 [PubMed - indexed for MEDLINE]


- 36:** [Mruthinti S, Hill WD, Swamy-Mruthinti S, Buccafusco JJ.](#) Related Articles, Links

 Relationship between the induction of RAGE cell-surface antigen and the expression of amyloid binding sites.
J Mol Neurosci. 2003;20(3):223-32.
PMID: 14501001 [PubMed - indexed for MEDLINE]


- 37:** [Lemere CA, Spooner ET, LaFrancois J, Malester B, Mori C, Leverone JF, Matsuoka Y, Taylor JW, DeMattos RB, Holtzman DM, Clements JD, Selkoe DJ, Duff KE.](#) Related Articles, Links

 Evidence for peripheral clearance of cerebral Abeta protein following chronic, active Abeta immunization in PSAPP mice.
Neurobiol Dis. 2003 Oct;14(1):10-8.
PMID: 13678662 [PubMed - indexed for MEDLINE]


- 38:** [Chauhan NB, Siegel GJ.](#) Related Articles, Links

 Intracerebroventricular passive immunization with anti-Abeta antibody in Tg2576.
J Neurosci Res. 2003 Oct 1;74(1):142-7.
PMID: 13130516 [PubMed - indexed for MEDLINE]

- 39:** [Uchihara T, Nakamura A, Nakayama H, Arima K, Ishizuka N, Mori H, Mizushima S.](#) Related Articles, Links









 Triple immunofluorolabeling with two rabbit polyclonal antibodies and a mouse monoclonal antibody allowing three-dimensional analysis of cotton wool plaques in Alzheimer disease.
J Histochem Cytochem. 2003 Sep;51(9):1201-6.
PMID: 12923245 [PubMed - indexed for MEDLINE]

- 40:** [Chen GJ, Xu J, Lahousse SA, Caggiano NL, de la Monte SM.](#) Related Articles, Links

 Transient hypoxia causes Alzheimer-type molecular and biochemical abnormalities in cortical neurons: potential strategies for neuroprotection.
J Alzheimers Dis. 2003 Jun;5(3):209-28.
PMID: 12897406 [PubMed - indexed for MEDLINE]

- 41:** [Gamblin TC, Chen F, Zambrano A, Abraha A, Lagalwar S, Guillozet AL, Lu M, Fu Y, Garcia-Sierra F, LaPointe N, Miller R, Berry RW, Binder LI, Cryns VL.](#) Related Articles, Links

Caspase cleavage of tau: linking amyloid and neurofibrillary tangles in

-  Alzheimer's disease.
Proc Natl Acad Sci U S A. 2003 Aug 19;100(17):10032-7. Epub 2003 Jul 29.
PMID: 12888622 [PubMed - indexed for MEDLINE]
- 42: [Farr SA, Banks WA, Uezu K, Sano A, Gaskin FS, Morley JE.](#) Related Articles, Links
 Antibody to beta-amyloid protein increases acetylcholine in the hippocampus of 12 month SAMP8 male mice.
Life Sci. 2003 Jun 20;73(5):555-62.
PMID: 12770611 [PubMed - indexed for MEDLINE]
- 43: [Taylor BM, Sarver RW, Fici G, Poorman RA, Lutzke BS, Molinari A, Kawabe T, Kappenman K, Buhl AE, Epps DE.](#) Related Articles, Links
 Spontaneous aggregation and cytotoxicity of the beta-amyloid Abeta1-40: a kinetic model.
J Protein Chem. 2003 Jan;22(1):31-40.
PMID: 12739896 [PubMed - indexed for MEDLINE]
- 44: [Tateyama M, Takeda A, Onodera Y, Matsuzaki M, Hasegawa T, Nunomura A, Hirai K, Perry G, Smith MA, Itoyama Y.](#) Related Articles, Links
 Oxidative stress and predominant Abeta42(43) deposition in myopathies with rimmed vacuoles.
Acta Neuropathol (Berl). 2003 Jun;105(6):581-5. Epub 2003 Mar 5.
PMID: 12734664 [PubMed - indexed for MEDLINE]
- 45: [Yoburn JC, Tian W, Brower JO, Nowick JS, Glabe CG, Van Vranken DL.](#) Related Articles, Links
 Dityrosine cross-linked Abeta peptides: fibrillar beta-structure in Abeta (1-40) is conducive to formation of dityrosine cross-links but a dityrosine cross-link in Abeta(8-14) does not induce beta-structure.
Chem Res Toxicol. 2003 Apr;16(4):531-5.
PMID: 12703970 [PubMed - indexed for MEDLINE]
- 46: [Bard F, Barbour R, Cannon C, Carretto R, Fox M, Games D, Guido T, Hoenow K, Hu K, Johnson-Wood K, Khan K, Kholodenko D, Lee C, Lee M, Motter R, Nguyen M, Reed A, Schenk D, Tang P, Vasquez N, Seubert P, Yednock T.](#) Related Articles, Links
 Epitope and isotype specificities of antibodies to beta -amyloid peptide for protection against Alzheimer's disease-like neuropathology.
Proc Natl Acad Sci U S A. 2003 Feb 18;100(4):2023-8. Epub 2003 Feb 3. Erratum in: Proc Natl Acad Sci U S A. 2004 Aug 3;101(3):11526.
PMID: 12566568 [PubMed - indexed for MEDLINE]
- 47: [Deininger MH, Fimmen BA, Thal DR, Schluesener HJ, Meyermann R.](#) Related Articles, Links
 Aberrant neuronal and paracellular deposition of endostatin in brains of patients with Alzheimer's disease.
J Neurosci. 2002 Dec 15;22(24):10621-6. Erratum in: J Neurosci. 2003 Jan 15;23(2):725.
PMID: 12486154 [PubMed - indexed for MEDLINE]
- 48: [Ozawa K, Tomiyama T, Maat-Schieman ML, Roos RA, Mori H.](#) Related Articles, Links
 Enhanced Abeta40 deposition was associated with increased Abeta42-43 in cerebral vasculature with Dutch-type hereditary cerebral hemorrhage with amyloidosis (HCHWA-D).
Ann N Y Acad Sci. 2002 Nov;977:149-54.
PMID: 12480745 [PubMed - indexed for MEDLINE]

- 49:** [Pfeifer M, Boncristiano S, Bondolfi L, Stalder A, Deller T, Staufenbiel M, Mathews PM, Jucker M.](#) [Related Articles, Links](#)
Cerebral hemorrhage after passive anti-Abeta immunotherapy.
 Science. 2002 Nov 15;298(5597):1379. No abstract available.
 PMID: 12434053 [PubMed - indexed for MEDLINE]
- 50:** [Wen GY, Yang SY, Kaczmarek W, He XY, Pappas KS.](#) [Related Articles, Links](#)
Presence of hydroxysteroid dehydrogenase type 10 in amyloid plaques (APs) of Hsiao's APP-Sw transgenic mouse brains, but absence in APs of Alzheimer's disease brains.
 Brain Res. 2002 Nov 1;954(1):115-22.
 PMID: 12393239 [PubMed - indexed for MEDLINE]
- 51:** [Grant SM, Ducatenzeiler A, Szyf M, Cuellar AC.](#) [Related Articles, Links](#)
Abeta immunoreactive material is present in several intracellular compartments in transfected, neuronally differentiated, P19 cells expressing the human amyloid beta-protein precursor.
 J Alzheimers Dis. 2000 Nov;2(3-4):207-22.
 PMID: 12214085 [PubMed]
- 52:** [Tammer AH, Coia G, Cappai R, Fuller S, Masters CL, Hudson P, Underwood JR.](#) [Related Articles, Links](#)
Generation of a recombinant Fab antibody reactive with the Alzheimer's disease-related Abeta peptide.
 Clin Exp Immunol. 2002 Sep;129(3):453-63.
 PMID: 12197886 [PubMed - indexed for MEDLINE]
- 53:** [Pan W, Solomon B, Maness LM, Kastin AJ.](#) [Related Articles, Links](#)
Antibodies to beta-amyloid decrease the blood-to-brain transfer of beta-amyloid peptide.
 Exp Biol Med (Maywood). 2002 Sep;227(8):609-15.
 PMID: 12192102 [PubMed - indexed for MEDLINE]
- 54:** [Bogdanovic N, Corder E, Lannfelt L, Winblad B.](#) [Related Articles, Links](#)
APOE polymorphism and clinical duration determine regional neuropathology in Swedish APP(670, 671) mutation carriers: implications for late-onset Alzheimer's disease.
 J Cell Mol Med. 2002 Apr-Jun;6(2):199-214.
 PMID: 12169205 [PubMed - indexed for MEDLINE]
- 55:** [Kotilinek LA, Bacskai B, Westerman M, Kawarabayashi T, Younkin L, Hyman BT, Younkin S, Ashe KH.](#) [Related Articles, Links](#)
Reversible memory loss in a mouse transgenic model of Alzheimer's disease.
 J Neurosci. 2002 Aug 1;22(15):6331-5.
 PMID: 12151510 [PubMed - indexed for MEDLINE]
- 56:** [Dodart JC, Bales KR, Gannon KS, Greene SJ, DeMattos RB, Mathis C, DeLong CA, Wu S, Wu X, Holtzman DM, Paul SM.](#) [Related Articles, Links](#)
Immunization reverses memory deficits without reducing brain Abeta burden in Alzheimer's disease model.
 Nat Neurosci. 2002 May;5(5):452-7.
 PMID: 11941374 [PubMed - indexed for MEDLINE]
- 57:** [Hashimoto T, Wakabayashi T, Watanabe A, Kowa H, Hosoda R.](#) [Related Articles, Links](#)

Nakamura A, Kanazawa I, Arai T, Takio K, Mann DM, Iwatsubo T.



CLAC: a novel Alzheimer amyloid plaque component derived from a transmembrane precursor, CLAC-P/collagen type XXV.

EMBO J. 2002 Apr 2;21(7):1524-34.

PMID: 11927537 [PubMed - indexed for MEDLINE]

58: DeMattos RB, Bales KR, Cummins DJ, Paul SM, Holtzman DM. Related Articles, Links



Brain to plasma amyloid-beta efflux: a measure of brain amyloid burden in a mouse model of Alzheimer's disease.

Science. 2002 Mar 22;295(5563):2264-7.

PMID: 11910111 [PubMed - indexed for MEDLINE]

59: Frenkel D, Solomon B. Related Articles, Links



Towards Alzheimer's beta-amyloid vaccination.

Biologicals. 2001 Sep-Dec;29(3-4):243-7.

PMID: 11851323 [PubMed - indexed for MEDLINE]

60: Milton NG. Related Articles, Links



Inhibition of catalase activity with 3-amino-triazole enhances the cytotoxicity of the Alzheimer's amyloid-beta peptide.

Neurotoxicology. 2001 Dec;22(6):767-74.

PMID: 11829410 [PubMed - indexed for MEDLINE]

61: Lee HJ, Zhang Y, Zhu C, Duff K, Pardridge WM. Related Articles, Links



Imaging brain amyloid of Alzheimer disease in vivo in transgenic mice with an Abeta peptide radiopharmaceutical.

J Cereb Blood Flow Metab. 2002 Feb;22(2):223-31.

PMID: 11823720 [PubMed - indexed for MEDLINE]

62: Cummings BJ, Mason AJ, Kim RC, Sheu PC, Anderson AJ. Related Articles, Links



Optimization of techniques for the maximal detection and quantification of Alzheimer's-related neuropathology with digital imaging.

Neurobiol Aging. 2002 Mar-Apr;23(2):161-70.

PMID: 11804699 [PubMed - indexed for MEDLINE]

63: Matsunaga Y, Saito N, Fujii A, Yokotani J, Takakura T, Nishimura T, Esaki H, Yamada T. Related Articles, Links



A pH-dependent conformational transition of Abeta peptide and physicochemical properties of the conformers in the glial cell.

Biochem J. 2002 Feb 1;361(Pt 3):547-56.

PMID: 11802784 [PubMed - indexed for MEDLINE]

64: Solomon B. Related Articles, Links



Immunotherapeutic strategies for prevention and treatment of Alzheimer's disease.

DNA Cell Biol. 2001 Nov;20(11):697-703.

PMID: 11788047 [PubMed - indexed for MEDLINE]









65: Parvathy S, Davies P, Haroutunian V, Purohit DP, Davis KL, Mohs RC, Park H, Moran TM, Chan JY, Buxbaum JD. Related Articles, Links



Correlation between Abeta₄₀-, Abeta₄₂-, and Abeta₄₃-containing amyloid plaques and cognitive decline.

Arch Neurol. 2001 Dec;58(12):2025-32. Erratum in: Arch Neurol 2002 Feb;59(2):202.

PMID: 11735776 [PubMed - indexed for MEDLINE]

- 66:** [Poduslo JF, Curran GL.](#) Related Articles, Links
 Amyloid beta peptide as a vaccine for Alzheimer's disease involves receptor-mediated transport at the blood-brain barrier. *Neuroreport*. 2001 Oct 29;12(15):3197-200. PMID: 11711855 [PubMed - indexed for MEDLINE]
- 67:** [Chapoval SP, Marietta EV, Smart MK, David CS.](#) Related Articles, Links
 Requirements for allergen-induced airway inflammation and hyperreactivity in CD4-deficient and CD4-sufficient HLA-DQ transgenic mice. *J Allergy Clin Immunol*. 2001 Nov;108(5):764-71. PMID: 11692102 [PubMed - indexed for MEDLINE]
- 68:** [Dobrogowska DH, Vorbrodth AW, Wegiel J, Wang KC, Shoji M, Mondadori C, Polatis G, Giovanni A, Wisniewski HM.](#) Related Articles, Links
 Cytochemical study of the involvement of cell organelles in formation and accumulation of fibrillar amyloid in the pancreas of NORbeta transgenic mice. *Histol Histopathol*. 2001 Oct;16(4):1047-56. PMID: 11642724 [PubMed - indexed for MEDLINE]
- 69:** [Nunan J, Shearman MS, Checler F, Cappai R, Evin G, Beyreuther K, Masters CL, Small DH.](#) Related Articles, Links
 The C-terminal fragment of the Alzheimer's disease amyloid protein precursor is degraded by a proteasome-dependent mechanism distinct from gamma-secretase. *Eur J Biochem*. 2001 Oct;268(20):5329-36. PMID: 11606195 [PubMed - indexed for MEDLINE]
- 70:** [Chauhan NB, Siegel GJ, Lichtor T.](#) Related Articles, Links
 Distribution of intraventricularly administered anti-amyloid-beta peptide (A β) antibody in the mouse brain. *J Neurosci Res*. 2001 Oct 15;66(2):231-5. PMID: 11592118 [PubMed - indexed for MEDLINE]
- 71:** [Mann DM, Takeuchi A, Sato S, Cairns NJ, Lantos PL, Rossor MN, Haltia M, Kalimo H, Iwatsubo T.](#) Related Articles, Links
 Cases of Alzheimer's disease due to deletion of exon 9 of the presenilin-1 gene show an unusual but characteristic beta-amyloid pathology known as 'cotton wool' plaques. *Neuropathol Appl Neurobiol*. 2001 Jun;27(3):189-96. PMID: 11489138 [PubMed - indexed for MEDLINE]
- 72:** [Ghoshal N, Garcia-Sierra F, Fu Y, Beckett LA, Mufson EJ, Kuret J, Berry RW, Binder LI.](#) Related Articles, Links
 Tau-66: evidence for a novel tau conformation in Alzheimer's disease. *J Neurochem*. 2001 Jun;77(5):1372-85. PMID: 11389188 [PubMed - indexed for MEDLINE]
- 73:** [Terai K, Iwai A, Kawabata S, Tasaki Y, Watanabe T, Miyata K, Yamaguchi T.](#) Related Articles, Links
 beta-amyloid deposits in transgenic mice expressing human beta-amyloid precursor protein have the same characteristics as those in Alzheimer's disease. *Neuroscience*. 2001;104(2):299-310.

PMID: 11377835 [PubMed - indexed for MEDLINE]

- 74:** [Frenkel D, Kariv N, Solomon B.](#) Related Articles, Links



Generation of auto-antibodies towards Alzheimer's disease vaccination.
Vaccine. 2001 Mar 21;19(17-19):2615-9.
PMID: 11257400 [PubMed - indexed for MEDLINE]

- 75:** [Vanderstichele H, Van Kerschaver E, Hesse C, Davidsson P, Buyse MA, Andreasen N, Minthon L, Wallin A, Blennow K, Vanmechelen E.](#) Related Articles, Links



Standardization of measurement of beta-amyloid(1-42) in cerebrospinal fluid and plasma.
Amyloid. 2000 Dec;7(4):245-58.
PMID: 11132093 [PubMed - indexed for MEDLINE]

- 76:** [Jensen M, Hartmann T, Engvall B, Wang R, Uljon SN, Sennvik K, Naslund J, Muehlhauser F, Nordstedt C, Beyreuther K, Lannfelt L.](#) Related Articles, Links



Quantification of Alzheimer amyloid beta peptides ending at residues 40 and 42 by novel ELISA systems.
Mol Med. 2000 Apr;6(4):291-302.
PMID: 10949910 [PubMed - indexed for MEDLINE]

- 77:** [Haars R, Schneider A, Bode M, Schubert W.](#) Related Articles, Links



Secretion and differential localization of the proteolytic cleavage products Abeta40 and Abeta42 of the Alzheimer amyloid precursor protein in human fetal myogenic cells.
Eur J Cell Biol. 2000 Jun;79(6):400-6.
PMID: 10928455 [PubMed - indexed for MEDLINE]

- 78:** [Horsburgh K, Cole GM, Yang F, Savage MJ, Greenberg BD, Gentleman SM, Graham DI, Nicoll JA.](#) Related Articles, Links



beta-amyloid (Abeta)42(43), abeta42, abeta40 and apoE immunostaining of plaques in fatal head injury.
Neuropathol Appl Neurobiol. 2000 Apr;26(2):124-32.
PMID: 10840275 [PubMed - indexed for MEDLINE]

- 79:** [Maat-Schieman ML, Yamaguchi H, van Duinen SG, Natte R, Roos RA.](#) Related Articles, Links



Age-related plaque morphology and C-terminal heterogeneity of amyloid beta in Dutch-type hereditary cerebral hemorrhage with amyloidosis.
Acta Neuropathol (Berl). 2000 Apr;99(4):409-19.
PMID: 10787040 [PubMed - indexed for MEDLINE]

- 80:** [Capell A, Steiner H, Romig H, Keck S, Baader M, Grim MG, Baumeister R, Haass C.](#) Related Articles, Links



Presenilin-1 differentially facilitates endoproteolysis of the beta-amyloid precursor protein and Notch.
Nat Cell Biol. 2000 Apr;2(4):205-11.
PMID: 10783238 [PubMed - indexed for MEDLINE]

- 81:** [Nakayashiki N, Oshima M, Deitiker PR, Ashizawa T, Atassi MZ.](#) Related Articles, Links



Suppression of experimental myasthenia gravis by monoclonal antibodies against MHC peptide region involved in presentation of a pathogenic T-cell epitope.
J Neuroimmunol. 2000 Jun 26;105(2):131-44.

PMID: 10742555 [PubMed - indexed for MEDLINE]

- 82:** [Yasuda M, Maeda S, Kawamata T, Tamaoka A, Yamamoto Y, Kuroda S, Maeda K, Tanaka C.](#) Related Articles, Links



Novel presenilin-1 mutation with widespread cortical amyloid deposition but limited cerebral amyloid angiopathy.

J Neurol Neurosurg Psychiatry. 2000 Feb;68(2):220-3.

PMID: 10644793 [PubMed - indexed for MEDLINE]

- 83:** [Lippa CF, Ozawa K, Mann DM, Ishii K, Smith TW, Arawaka S, Mori H.](#) Related Articles, Links



Deposition of beta-amyloid subtypes 40 and 42 differentiates dementia with Lewy bodies from Alzheimer disease.

Arch Neurol. 1999 Sep;56(9):1111-8.

PMID: 10488812 [PubMed - indexed for MEDLINE]

- 84:** [Wang J, Dickson DW, Trojanowski JQ, Lee VM.](#) Related Articles, Links



The levels of soluble versus insoluble brain A β distinguish Alzheimer's disease from normal and pathologic aging.

Exp Neurol. 1999 Aug;158(2):328-37.

PMID: 10415140 [PubMed - indexed for MEDLINE]

- 85:** [Yuan H, Zhai P, Anderson LM, Pan J, Thimmapaya B, Koo EH, Marquez-Sterling NR.](#) Related Articles, Links



Recombinant adenovirus is an appropriate vector for endocytotic protein trafficking studies in cultured neurons.

J Neurosci Methods. 1999 Apr 1;88(1):45-54.

PMID: 10379578 [PubMed - indexed for MEDLINE]

- 86:** [Abraham CR, Marshall DC, Tibbles HE, Otto K, Long HJ, Billingslea AM, Hastey R, Johnson R, Fine RE, Smith SJ, Simons ER, Davies TA.](#) Related Articles, Links



Platelets and DAMI megakaryocytes possess beta-secretase-like activity.

J Lab Clin Med. 1999 May;133(5):507-15.

PMID: 10235134 [PubMed - indexed for MEDLINE]

- 87:** [Arai T, Akiyama H, Ikeda K, Kondo H, Mori H.](#) Related Articles, Links



Immunohistochemical localization of amyloid beta-protein with amino-terminal aspartate in the cerebral cortex of patients with Alzheimer's disease.

Brain Res. 1999 Mar 27;823(1-2):202-6.

PMID: 10095028 [PubMed - indexed for MEDLINE]

- 88:** [Enya M, Morishima-Kawashima M, Yoshimura M, Shinkai Y, Kusui K, Khan K, Games D, Schenk D, Sugihara S, Yamaguchi H, Ihara Y.](#) Related Articles, Links



Appearance of sodium dodecyl sulfate-stable amyloid beta-protein (A β) dimer in the cortex during aging.

Am J Pathol. 1999 Jan;154(1):271-9.

PMID: 9916941 [PubMed - indexed for MEDLINE]

- 89:** [Russo C, Angelini G, Dapino D, Piccini A, Piombo G, Schettini G, Chen S, Teller JK, Zaccheo D, Gambetti P, Tabaton M.](#) Related Articles, Links



Opposite roles of apolipoprotein E in normal brains and in Alzheimer's disease.

Proc Natl Acad Sci U S A. 1998 Dec 22;95(26):15598-602.

PMID: 9861015 [PubMed - indexed for MEDLINE]

- 90:** [Le Brocque D, Henry A, Cappai R, Li QX, Tanner JE, Galatis D, Gray C, Holmes S, Underwood JR, Beyreuther K, Masters CL, Evin G.](#) Related Articles, Links
Processing of the Alzheimer's disease amyloid precursor protein in *Pichia pastoris*: immunodetection of alpha-, beta-, and gamma-secretase products.
Biochemistry. 1998 Oct 20;37(42):14958-65.
PMID: 9778373 [PubMed - indexed for MEDLINE]
- 91:** [Frautschy SA, Horn DL, Sigel JJ, Harris-White ME, Mendoza JJ, Yang F, Saido TC, Cole GM.](#) Related Articles, Links
Protease inhibitor coinfusion with amyloid beta-protein results in enhanced deposition and toxicity in rat brain.
J Neurosci. 1998 Oct 15;18(20):8311-21.
PMID: 9763475 [PubMed - indexed for MEDLINE]
- 92:** [Mizuno T, Haass C, Michikawa M, Yanagisawa K.](#) Related Articles, Links
Cholesterol-dependent generation of a unique amyloid beta-protein from apically missorted amyloid precursor protein in MDCK cells.
Biochim Biophys Acta. 1998 Aug 14;1373(1):119-30.
PMID: 9733943 [PubMed - indexed for MEDLINE]
- 93:** [Su Y, Ni B.](#) Related Articles, Links
Selective deposition of amyloid-beta protein in the entorhinal-dentate projection of a transgenic mouse model of Alzheimer's disease.
J Neurosci Res. 1998 Jul 15;53(2):177-86.
PMID: 9671974 [PubMed - indexed for MEDLINE]
- 94:** [Honda S, Itoh F, Yoshimoto M, Hinoda Y, Imai K.](#) Related Articles, Links
Changes in morphology of neuroblastoma cells treated with all-trans retinoic acid combined with transfer of the C-terminal region of the amyloid precursor protein.
J Clin Lab Anal. 1998;12(3):172-8.
PMID: 9591705 [PubMed - indexed for MEDLINE]
- 95:** [Yanagisawa K, Ihara Y.](#) Related Articles, Links
GM1 ganglioside-bound amyloid beta-protein in Alzheimer's disease brain.
Neurobiol Aging. 1998 Jan-Feb;19(1 Suppl):S65-7.
PMID: 9562471 [PubMed - indexed for MEDLINE]
- 96:** [Mann DM, Iwatsubo T, Nochlin D, Sumi SM, Levy-Lahad E, Bird TD.](#) Related Articles, Links
Amyloid (Abeta) deposition in chromosome 1-linked Alzheimer's disease: the Volga German families.
Ann Neurol. 1997 Jan;41(1):52-7.
PMID: 9005865 [PubMed - indexed for MEDLINE]
- 97:** [Wang R, Sweeney D, Gandy SE, Sisodia SS.](#) Related Articles, Links
The profile of soluble amyloid beta protein in cultured cell media. Detection and quantification of amyloid beta protein and variants by immunoprecipitation-mass spectrometry.
J Biol Chem. 1996 Dec 13;271(50):31894-902.
PMID: 8943233 [PubMed - indexed for MEDLINE]

- 98:** [Mann DM, Iwatsubo T, Cairns NJ, Lantos PL, Nochlin D, Sumi SM, Bird TD, Poorkaj P, Hardy J, Hutton M, Prihar G, Crook R, Rossor MN, Haltia M.](#) [Related Articles, Links](#)



Amyloid beta protein (Abeta) deposition in chromosome 14-linked Alzheimer's disease: predominance of Abeta42(43).
Ann Neurol. 1996 Aug;40(2):149-56.
PMID: 8773595 [PubMed - indexed for MEDLINE]

- 99:** [Turner RS, Suzuki N, Chyung AS, Younkin SG, Lee VM.](#) [Related Articles, Links](#)



Amyloids beta40 and beta42 are generated intracellularly in cultured human neurons and their secretion increases with maturation.
J Biol Chem. 1996 Apr 12;271(15):8966-70.
PMID: 8621541 [PubMed - indexed for MEDLINE]

- 100:** [Singer SM, Umetsu DT, McDevitt HO.](#) [Related Articles, Links](#)



High copy number I-Ab transgenes induce production of IgE through an interleukin 4-dependent mechanism.
Proc Natl Acad Sci U S A. 1996 Apr 2;93(7):2947-52.
PMID: 8610148 [PubMed - indexed for MEDLINE]

- 101:** [Bishop GA, Frelinger JA.](#) [Related Articles, Links](#)





Haplotype-specific differences in signaling by transfected class II molecules to a Ly-1+ B-cell clone.
Proc Natl Acad Sci U S A. 1989 Aug;86(15):5933-7.
PMID: 2788281 [PubMed - indexed for MEDLINE]

Display Show Sort by Send to

[Write to the Help Desk](#)
[NCBI](#) | [NLM](#) | [NIH](#)
[Department of Health & Human Services](#)
[Privacy Statement](#) | [Freedom of Information Act](#) | [Disclaimer](#)

May 2 2005 17:45:08



All Databases PubMed Nucleotide Protein Genome Structure OMIM PMC Journals Book

Search PubMed for monoclonal antibody AND amyloid-beta

Limits Preview/Index History Clipboard Details

Display Summary Show 500 Sort by Send to

About Entrez

Text Version

Entrez PubMed

Overview
Help | FAQ
Tutorial
New/Noteworthy
E-Utilities

PubMed Services

Journals Database
MeSH Database
Single Citation Matcher
Batch Citation Matcher
Clinical Queries
Special Queries
LinkOut

My NCBI (Cubby)

Related Resources









Order Documents
NLM Catalog
NLM Gateway
TOXNET
Consumer Health
Clinical Alerts
ClinicalTrials.gov
PubMed Central










All: 447 Review: 17

Items 1 - 447 of 447

One page.

- 1: [Klyubin I, Walsh DM, Lemere CA, Cullen WK, Shankar GM, Betts V, Spooner ET, Jiang L, Anwyl R, Selkoe DJ, Rowan MJ.](#) [Related Articles, Links](#)
- Amyloid beta protein immunotherapy neutralizes Abeta oligomers that disrupt synaptic plasticity in vivo.
Nat Med. 2005 Jun;11(6):556-61. Epub 2005 Apr 17.
PMID: 15834427 [PubMed - in process]
- 2: [Paganetti P, Calanca V, Galli C, Stefani M, Molinari M.](#) [Related Articles, Links](#)
- beta-site specific intrabodies to decrease and prevent generation of Alzheimer's Abeta peptide.
J Cell Biol. 2005 Mar 14;168(6):863-8.
PMID: 15767460 [PubMed - indexed for MEDLINE]
- 3: [Geylis V, Kourilov V, Meiner Z, Nennesmo I, Bogdanovic N, Steinitz M.](#) [Related Articles, Links](#)
- Human monoclonal antibodies against amyloid-beta from healthy adults.
Neurobiol Aging. 2005 May;26(5):597-606.
PMID: 15708434 [PubMed - indexed for MEDLINE]
- 4: [Zhang G, Wang LF, Wang HQ, Yao ZB.](#) [Related Articles, Links](#)
- [Fusion expression of human Abeta42 recombinant protein and detection of Abeta antibody]
Di Yi Jun Yi Da Xue Xue Bao. 2005 Feb;25(2):160-4. Chinese.
PMID: 15698994 [PubMed - in process]
- 5: [Brendza RP, Bacskai BJ, Cirrito JR, Simmons KA, Skoch JM, Klunk WE, Mathis CA, Bales KR, Paul SM, Hyman BT, Holtzman DM.](#) [Related Articles, Links](#)
- Anti-Abeta antibody treatment promotes the rapid recovery of amyloid-associated neuritic dystrophy in PDAPP transgenic mice.
J Clin Invest. 2005 Feb;115(2):428-33.
PMID: 15668737 [PubMed - indexed for MEDLINE]
- 6: [Qi-Takahara Y, Morishima-Kawashima M, Tanimura Y, Dolios G, Hirohata N, Horikoshi Y, Kametani F, Maeda M, Saido TC, Wang R, Ihara Y.](#) [Related Articles, Links](#)
- Longer forms of amyloid beta protein: implications for the mechanism of intramembrane cleavage by gamma-secretase.
J Neurosci. 2005 Jan 12;25(2):436-45.
PMID: 15647487 [PubMed - in process]
- 7: [Wang YJ, Chen GH, Hu XY, Lu YP, Zhou JN, Liu RY.](#) [Related Articles, Links](#)

-  The expression of calcium/calmodulin-dependent protein kinase II-alpha in the hippocampus of patients with Alzheimer's disease and its links with AD-related pathology.
Brain Res. 2005 Jan 7;1031(1):101-8.
PMID: 15621017 [PubMed - indexed for MEDLINE]
- 8:** [Shivaprasad S, Wetzel R.](#) Related Articles, Links
-  An intersheet packing interaction in A beta fibrils mapped by disulfide cross-linking.
Biochemistry. 2004 Dec 14;43(49):15310-7.
PMID: 15581343 [PubMed - indexed for MEDLINE]
- 9:** [Albrecht H, Zbinden P, Rizzi A, Villetti G, Riccardi B, Puccini P, Catinella S, Imbimbo BP.](#) Related Articles, Links
-  High throughput screening of beta-amyloid secretion inhibitors using homogenous time-resolved fluorescence.
Comb Chem High Throughput Screen. 2004 Dec;7(8):745-56.
PMID: 15578936 [PubMed - indexed for MEDLINE]
- 10:** [Olsson A, Vanderstichele H, Andreassen N, De Meyer G, Wallin A, Holmberg B, Rosengren L, Vanmechelen E, Blennow K.](#) Related Articles, Links
-  Simultaneous measurement of beta-amyloid(1-42), total tau, and phosphorylated tau (Thr181) in cerebrospinal fluid by the xMAP technology.
Clin Chem. 2005 Feb;51(2):336-45. Epub 2004 Nov 24.
PMID: 15563479 [PubMed - indexed for MEDLINE]
- 11:** [Horikoshi Y, Mori T, Maeda M, Kinoshita N, Sato K, Yamaguchi H.](#) Related Articles, Links
-  Abeta N-terminal-end specific antibody reduced beta-amyloid in Alzheimer-model mice.
Biochem Biophys Res Commun. 2004 Dec 10;325(2):384-7.
PMID: 15530403 [PubMed - indexed for MEDLINE]
- 12:** [van Horsen J, de Vos RA, Steur EN, David G, Wesseling P, de Waal RM, Verbeek MM.](#) Related Articles, Links
-  Absence of heparan sulfate proteoglycans in Lewy bodies and Lewy neurites in Parkinson's disease brains.
J Alzheimers Dis. 2004 Oct;6(5):469-74.
PMID: 15505367 [PubMed - indexed for MEDLINE]
- 13:** [Perez M, Cuadros R, Benitez MJ, Jimenez JS.](#) Related Articles, Links
-  Interaction of Alzheimer's disease amyloid beta peptide fragment 25-35 with tau protein, and with a tau peptide containing the microtubule binding domain.
J Alzheimers Dis. 2004 Oct;6(5):461-7.
PMID: 15505366 [PubMed - indexed for MEDLINE]
- 14:** [Manea M, Mezo G, Hudecz F, Przybylski M.](#) Related Articles, Links
-  Polypeptide conjugates comprising a beta-amyloid plaque-specific epitope as new vaccine structures against Alzheimer's disease.
Biopolymers. 2004;76(6):503-11.
PMID: 15499564 [PubMed - indexed for MEDLINE]
- 15:** [Prosperi C, Scali C, Barba M, Bellucci A, Giovannini MG, Pepeu G, Casamenti F.](#) Related Articles, Links

-  Comparison between flurbiprofen and its nitric oxide-releasing derivatives HCT-1026 and NCX-2216 on Abeta(1-42)-induced brain inflammation and neuronal damage in the rat.
Int J Immunopathol Pharmacol. 2004 Sep-Dec;17(3):317-30.
PMID: 15461866 [PubMed - indexed for MEDLINE]
- 16: [Zirah S, Stefanescu R, Manea M, Tian X, Cecal R, Kozin SA, Debey P, Rebuffat S, Przybylski M.](#) [Related Articles, Links](#)
 Zinc binding agonist effect on the recognition of the beta-amyloid (4-10) epitope by anti-beta-amyloid antibodies.
Biochem Biophys Res Commun. 2004 Aug 20;321(2):324-8.
PMID: 15358179 [PubMed - indexed for MEDLINE]
- 17: [Motoi Y, Itaya M, Mori H, Mizuno Y, Iwasaki T, Hattori H, Haga S, Ikeda K.](#) [Related Articles, Links](#)
 Apolipoprotein E receptor 2 is involved in neuritic plaque formation in APP sw mice.
Neurosci Lett. 2004 Sep 23;368(2):144-7.
PMID: 15351437 [PubMed - indexed for MEDLINE]
- 18: [Lopez EM, Bell KF, Ribeiro-da-Silva A, Cuellar AC.](#) [Related Articles, Links](#)
 Early changes in neurons of the hippocampus and neocortex in transgenic rats expressing intracellular human a-beta.
J Alzheimers Dis. 2004 Aug;6(4):421-31; discussion 443-9.
PMID: 15345813 [PubMed - indexed for MEDLINE]
- 19: [Schenk D, Hagen M, Seubert P.](#) [Related Articles, Links](#)
 Current progress in beta-amyloid immunotherapy.
Curr Opin Immunol. 2004 Oct;16(5):599-606. Review.
PMID: 15342006 [PubMed - indexed for MEDLINE]
- 20: [Venezia V, Russo C, Repetto E, Salis S, Dolcini V, Genova F, Nizzari M, Mueller U, Schettini G.](#) [Related Articles, Links](#)
 Apoptotic cell death influences the signaling activity of the amyloid precursor protein through ShcA and Grb2 adaptor proteins in neuroblastoma SH-SY5Y cells.
J Neurochem. 2004 Sep;90(6):1359-70.
PMID: 15341520 [PubMed - indexed for MEDLINE]
- 21: [Zhang GR, Gao DL, Cao LG, Yin M.](#) [Related Articles, Links](#)
 [5-HT2C receptor subtype modulate production of secretory beta-amyloid protein precursor in incubated rat hippocampal slices]
Yao Xue Xue Bao. 2004 May;39(5):321-4. Chinese.
PMID: 15338870 [PubMed - indexed for MEDLINE]
- 22: [Nordberg A.](#) [Related Articles, Links](#)
 PET imaging of amyloid in Alzheimer's disease.
Lancet Neurol. 2004 Sep;3(9):519-27. Review.
PMID: 15324720 [PubMed - indexed for MEDLINE]
- 23: [Ricceri L, Minghetti L, Moles A, Popoli P, Confaloni A, De Simone R, Piscopo P, Scattoni ML, di Luca M, Calamandrei G.](#) [Related Articles, Links](#)
 Cognitive and neurological deficits induced by early and prolonged basal forebrain cholinergic hypofunction in rats.
Exp Neurol. 2004 Sep;189(1):162-72.

PMID: 15296846 [PubMed - indexed for MEDLINE]

- 24:** [Yasuoka K, Hirata K, Kuraoka A, He JW, Kawabuchi M.](#) Related Articles, Links



Expression of amyloid precursor protein-like molecule in astroglial cells of the subventricular zone and rostral migratory stream of the adult rat forebrain.

J Anat. 2004 Aug;205(2):135-46.

PMID: 15291796 [PubMed - indexed for MEDLINE]

- 25:** [Recuero M, Serrano E, Bullido MJ, Valdivieso F.](#) Related Articles, Links



Abeta production as consequence of cellular death of a human neuroblastoma overexpressing APP.

FEBS Lett. 2004 Jul 16;570(1-3):114-8.

PMID: 15251450 [PubMed - indexed for MEDLINE]

- 26:** [Schiltz JG, Salzer U, Mohajeri MH, Franke D, Heinrich J, Pavlovic J, Wollmer MA, Nitsch RM, Moelling K.](#) Related Articles, Links



Antibodies from a DNA peptide vaccination decrease the brain amyloid burden in a mouse model of Alzheimer's disease.

J Mol Med. 2004 Oct;82(10):706-14.

PMID: 15241501 [PubMed - indexed for MEDLINE]

- 27:** [Wilcock DM, Rojiani A, Rosenthal A, Levkowitz G, Subbarao S, Alamed J, Wilson D, Wilson N, Freeman MJ, Gordon MN, Morgan D.](#) Related Articles, Links



Passive amyloid immunotherapy clears amyloid and transiently activates microglia in a transgenic mouse model of amyloid deposition.

J Neurosci. 2004 Jul 7;24(27):6144-51.

PMID: 15240806 [PubMed - indexed for MEDLINE]

- 28:** [Kowa H, Sakakura T, Matsuura Y, Wakabayashi T, Mann DM, Duff K, Tsuji S, Hashimoto T, Iwatsubo T.](#) Related Articles, Links



Mostly separate distributions of CLAC- versus Abeta40- or thioflavin S-reactivities in senile plaques reveal two distinct subpopulations of beta-amyloid deposits.

Am J Pathol. 2004 Jul;165(1):273-81.

PMID: 15215182 [PubMed - indexed for MEDLINE]

- 29:** [Mruthinti S, Buccafusco JJ, Hill WD, Waller JL, Jackson TW, Zamrini EY, Schade RF.](#) Related Articles, Links



Autoimmunity in Alzheimer's disease: increased levels of circulating IgGs binding Abeta and RAGE peptides.

Neurobiol Aging. 2004 Sep;25(8):1023-32.

PMID: 15212827 [PubMed - indexed for MEDLINE]

- 30:** [Echeverria V, Ducatenzeiler A, Alhonen L, Janne J, Grant SM, Wandosell F, Muro A, Baralle F, Li H, Duff K, Szyf M, Cuellar AC.](#) Related Articles, Links



Rat transgenic models with a phenotype of intracellular Abeta accumulation in hippocampus and cortex.

J Alzheimers Dis. 2004 Jun;6(3):209-19.

PMID: 15201476 [PubMed - indexed for MEDLINE]

- 31:** [Johnson JK, Vogt BA, Kim R, Cotman CW, Head E.](#) Related Articles, Links



Isolated executive impairment and associated frontal neuropathology.

Dement Geriatr Cogn Disord. 2004;17(4):360-7.

PMID: 15178954 [PubMed - indexed for MEDLINE]

- 32:** [Fernandez-Vizarra P, Fernandez AP, Castro-Blanco S, Serrano J, Bentura ML, Martinez-Murillo R, Martinez A, Rodrigo J.](#) Related Articles, Links



Intra- and extracellular Aβeta and PHF in clinically evaluated cases of Alzheimer's disease.

Histol Histopathol. 2004 Jul;19(3):823-44.

PMID: 15168346 [PubMed - indexed for MEDLINE]

- 33:** [Hayashi H, Kimura N, Yamaguchi H, Hasegawa K, Yokoseki T, Shibata M, Yamamoto N, Michikawa M, Yoshikawa Y, Terao K, Matsuzaki K, Lemere CA, Selkoe DJ, Naiki H, Yanagisawa K.](#) Related Articles, Links



A seed for Alzheimer amyloid in the brain.

J Neurosci. 2004 May 19;24(20):4894-902.

PMID: 15152051 [PubMed - indexed for MEDLINE]

- 34:** [Mathis CA, Wang Y, Klunk WE.](#) Related Articles, Links



Imaging beta-amyloid plaques and neurofibrillary tangles in the aging human brain.

Curr Pharm Des. 2004;10(13):1469-92. Review.

PMID: 15134570 [PubMed - indexed for MEDLINE]

- 35:** [Karkos J.](#) Related Articles, Links



[Immunotherapy of Alzheimer's disease. Results of experimental investigations and treatment of perspectives]

Fortschr Neurol Psychiatr. 2004 Apr;72(4):204-19. Review. German.

PMID: 15095177 [PubMed - indexed for MEDLINE]

- 36:** [Aleksandrova IY, Kuvichkin VV, Kashparov IA, Medvinskaya NI, Nesterova IV, Lunin SM, Samokhin AN, Bobkova NV.](#) Related Articles, Links



Increased level of beta-amyloid in the brain of bulbectomized mice.

Biochemistry (Mosc). 2004 Feb;69(2):176-80.

PMID: 15000684 [PubMed - indexed for MEDLINE]

- 37:** [Woltjer RL, Maezawa I, Ou JJ, Montine KS, Montine TJ.](#) Related Articles, Links



Advanced glycation endproduct precursor alters intracellular amyloid-beta/A beta PP carboxy-terminal fragment aggregation and cytotoxicity.

J Alzheimers Dis. 2003 Dec;5(6):467-76.

PMID: 14757937 [PubMed - indexed for MEDLINE]

- 38:** [Burn DJ.](#) Related Articles, Links



Cortical Lewy body disease.

J Neurol Neurosurg Psychiatry. 2004 Feb;75(2):175-8. No abstract available.

PMID: 14742580 [PubMed - indexed for MEDLINE]

- 39:** [Legleiter J, Czilli DL, Gitter B, DeMattos RB, Holtzman DM, Kowalewski T.](#) Related Articles, Links



Effect of different anti-Aβeta antibodies on Aβeta fibrillogenesis as assessed by atomic force microscopy.

J Mol Biol. 2004 Jan 23;335(4):997-1006.

PMID: 14698294 [PubMed - indexed for MEDLINE]

- 40:** [Abe K, Hisatomi R, Misawa M.](#) Related Articles, Links



Amyloid beta peptide specifically promotes phosphorylation and nuclear translocation of the extracellular signal-regulated kinase in cultured rat

cortical astrocytes.

J Pharmacol Sci. 2003 Nov;93(3):272-8.

PMID: 14646244 [PubMed - indexed for MEDLINE]

- 41:** [Rangan SK, Liu R, Brune D, Planque S, Paul S, Sierks MR.](#) Related Articles, Links



Degradation of beta-amyloid by proteolytic antibody light chains.

Biochemistry. 2003 Dec 9;42(48):14328-34.

PMID: 14640701 [PubMed - indexed for MEDLINE]

- 42:** [Fassbender K, Walter S, Kuhl S, Landmann R, Ishii K, Bertsch T, Stalder AK, Muehlhauser F, Liu Y, Ulmer AJ, Rivest S, Lentschat A, Gulbins E, Jucker M, Staufenbiel M, Brechtel K, Walter J, Multhaup G, Penke B, Adachi Y, Hartmann T, Beyreuther K.](#) Related Articles, Links



The LPS receptor (CD14) links innate immunity with Alzheimer's disease.

FASEB J. 2004 Jan;18(1):203-5. Epub 2003 Nov 3.

PMID: 14597556 [PubMed - indexed for MEDLINE]

- 43:** [Miller DL, Currie JR, Mehta PD, Potempska A, Hwang YW, Wegiel J.](#) Related Articles, Links



Humoral immune response to fibrillar beta-amyloid peptide.

Biochemistry. 2003 Oct 14;42(40):11682-92.

PMID: 14529278 [PubMed - indexed for MEDLINE]

- 44:** [Lehman EJ, Kulnane LS, Gao Y, Petriello MC, Pimpis KM, Younkin L, Dolios G, Wang R, Younkin SG, Lamb BT.](#) Related Articles, Links



Genetic background regulates beta-amyloid precursor protein processing and beta-amyloid deposition in the mouse.

Hum Mol Genet. 2003 Nov 15;12(22):2949-56. Epub 2003 Sep 23.

PMID: 14506131 [PubMed - indexed for MEDLINE]

- 45:** [Solomon B.](#) Related Articles, Links



Immunological approach for the treatment of Alzheimer's disease.

J Mol Neurosci. 2003;20(3):283-6.

PMID: 14501009 [PubMed - indexed for MEDLINE]

- 46:** [Mruthinti S, Hill WD, Swamy-Mruthinti S, Buccafusco JJ.](#) Related Articles, Links



Relationship between the induction of RAGE cell-surface antigen and the expression of amyloid binding sites.

J Mol Neurosci. 2003;20(3):223-32.

PMID: 14501001 [PubMed - indexed for MEDLINE]

- 47:** [Lemere CA, Spooner ET, LaFrancois J, Malester B, Mori C, Leverone JF, Matsuoka Y, Taylor JW, DeMattos RB, Holtzman DM, Clements JD, Selkoe DJ, Duff KE.](#) Related Articles, Links



Evidence for peripheral clearance of cerebral Abeta protein following chronic, active Abeta immunization in PSAPP mice.

Neurobiol Dis. 2003 Oct;14(1):10-8.

PMID: 13678662 [PubMed - indexed for MEDLINE]









- 48:** [Chauhan NB, Siegel GJ.](#) Related Articles, Links



Intracerebroventricular passive immunization with anti-Abeta antibody in Tg2576.

J Neurosci Res. 2003 Oct 1;74(1):142-7.

PMID: 13130516 [PubMed - indexed for MEDLINE]

- 49:** [Maddalena A, Papassotiropoulos A, Muller-Tillmanns B, Jung HH, Hegi T, Nitsch RM, Hock C.](#) [Related Articles, Links](#)
 Biochemical diagnosis of Alzheimer disease by measuring the cerebrospinal fluid ratio of phosphorylated tau protein to beta-amyloid peptide42.
 Arch Neurol. 2003 Sep;60(9):1202-6.
 PMID: 12975284 [PubMed - indexed for MEDLINE]
- 50:** [Cottingham MG, Voskuil JL, Vaux DJ.](#) [Related Articles, Links](#)
 The intact human acetylcholinesterase C-terminal oligomerization domain is alpha-helical in situ and in isolation, but a shorter fragment forms beta-sheet-rich amyloid fibrils and protofibrillar oligomers.
 Biochemistry. 2003 Sep 16;42(36):10863-73.
 PMID: 12962511 [PubMed - indexed for MEDLINE]
- 51:** [Uchihara T, Nakamura A, Nakayama H, Arima K, Ishizuka N, Mori H, Mizushima S.](#) [Related Articles, Links](#)
 Triple immunofluorolabeling with two rabbit polyclonal antibodies and a mouse monoclonal antibody allowing three-dimensional analysis of cotton wool plaques in Alzheimer disease.
 J Histochem Cytochem. 2003 Sep;51(9):1201-6.
 PMID: 12923245 [PubMed - indexed for MEDLINE]
- 52:** [LeVine H 3rd.](#) [Related Articles, Links](#)
 Y10W beta(1-40) fluorescence reflects epitope exposure in conformers of Alzheimer's beta-peptide.
 Arch Biochem Biophys. 2003 Sep 1;417(1):112-22.
 PMID: 12921787 [PubMed - indexed for MEDLINE]
- 53:** [Morgan D.](#) [Related Articles, Links](#)
 Antibody therapy for Alzheimer's disease.
 Expert Rev Vaccines. 2003 Feb;2(1):53-9. Review.
 PMID: 12901597 [PubMed - indexed for MEDLINE]
- 54:** [Chen GJ, Xu J, Lahousse SA, Caggiano NL, de la Monte SM.](#) [Related Articles, Links](#)
 Transient hypoxia causes Alzheimer-type molecular and biochemical abnormalities in cortical neurons: potential strategies for neuroprotection.
 J Alzheimers Dis. 2003 Jun;5(3):209-28.
 PMID: 12897406 [PubMed - indexed for MEDLINE]
- 55:** [Gamblin TC, Chen F, Zambrano A, Abraha A, Lagalwar S, Guillozet AL, Lu M, Fu Y, Garcia-Sierra F, LaPointe N, Miller R, Berry RW, Binder LI, Cryns VL.](#) [Related Articles, Links](#)
 Caspase cleavage of tau: linking amyloid and neurofibrillary tangles in Alzheimer's disease.
 Proc Natl Acad Sci U S A. 2003 Aug 19;100(17):10032-7. Epub 2003 Jul 29.
 PMID: 12888622 [PubMed - indexed for MEDLINE]
- 56:** [Riedel A, Miettinen R, Stieler J, Mikkonen M, Alafuzoff I, Soininen H, Arendt T.](#) [Related Articles, Links](#)
 Reelin-immunoreactive Cajal-Retzius cells: the entorhinal cortex in normal aging and Alzheimer's disease.
 Acta Neuropathol (Berl). 2003 Oct;106(4):291-302. Epub 2003 Jun 17.
 PMID: 12811583 [PubMed - indexed for MEDLINE]

- 57:** [Radenahmad N, Neal JW, Wilcock G, Pearson RC.](#) [Related Articles, Links](#)
 A neurofilament antibody recognizes a subset of pyramidal cells in the human neocortex that are preserved in Alzheimer's disease. *Neuropathol Appl Neurobiol.* 2003 Jun;29(3):316-20. No abstract available. PMID: 12787329 [PubMed - indexed for MEDLINE]
- 58:** [Farr SA, Banks WA, Uezu K, Sano A, Gaskin FS, Morley JE.](#) [Related Articles, Links](#)
 Antibody to beta-amyloid protein increases acetylcholine in the hippocampus of 12 month SAMP8 male mice. *Life Sci.* 2003 Jun 20;73(5):555-62. PMID: 12770611 [PubMed - indexed for MEDLINE]
- 59:** [Taylor BM, Sarver RW, Fici G, Poorman RA, Lutzke BS, Molinari A, Kawabe T, Kappenman K, Buhl AE, Epps DE.](#) [Related Articles, Links](#)
 Spontaneous aggregation and cytotoxicity of the beta-amyloid Abeta1-40: a kinetic model. *J Protein Chem.* 2003 Jan;22(1):31-40. PMID: 12739896 [PubMed - indexed for MEDLINE]
- 60:** [Tateyama M, Takeda A, Onodera Y, Matsuzaki M, Hasegawa T, Nunomura A, Hirai K, Perry G, Smith MA, Itoyama Y.](#) [Related Articles, Links](#)
 Oxidative stress and predominant Abeta42(43) deposition in myopathies with rimmed vacuoles. *Acta Neuropathol (Berl).* 2003 Jun;105(6):581-5. Epub 2003 Mar 5. PMID: 12734664 [PubMed - indexed for MEDLINE]
- 61:** [Yoburn JC, Tian W, Brower JO, Nowick JS, Glabe CG, Van Vranken DL.](#) [Related Articles, Links](#)
 Dityrosine cross-linked Abeta peptides: fibrillar beta-structure in Abeta (1-40) is conducive to formation of dityrosine cross-links but a dityrosine cross-link in Abeta(8-14) does not induce beta-structure. *Chem Res Toxicol.* 2003 Apr;16(4):531-5. PMID: 12703970 [PubMed - indexed for MEDLINE]
- 62:** [Cantarella G, Uberti D, Carsana T, Lombardo G, Bernardini R, Memo M.](#) [Related Articles, Links](#)
 Neutralization of TRAIL death pathway protects human neuronal cell line from beta-amyloid toxicity. *Cell Death Differ.* 2003 Jan;10(1):134-41. PMID: 12655302 [PubMed - indexed for MEDLINE]
- 63:** [Bard F, Barbour R, Cannon C, Carretto R, Fox M, Games D, Guido T, Hoenow K, Hu K, Johnson-Wood K, Khan K, Kholodenko D, Lee C, Lee M, Motter R, Nguyen M, Reed A, Schenk D, Tang P, Vasquez N, Seubert P, Yednock T.](#) [Related Articles, Links](#)
 Epitope and isotype specificities of antibodies to beta -amyloid peptide for protection against Alzheimer's disease-like neuropathology. *Proc Natl Acad Sci U S A.* 2003 Feb 18;100(4):2023-8. Epub 2003 Feb 3. Erratum in: *Proc Natl Acad Sci U S A.* 2004 Aug 3;101(3):11526. PMID: 12566568 [PubMed - indexed for MEDLINE]
- 64:** [Deininger MH, Fimmen BA, Thal DR, Schluesener HJ, Meyermann R.](#) [Related Articles, Links](#)
 Aberrant neuronal and paracellular deposition of endostatin in brains of patients with Alzheimer's disease. *J Neurosci.* 2002 Dec 15;22(24):10621-6. Erratum in: *J Neurosci.* 2003 Jan 15;23

(2):725.

PMID: 12486154 [PubMed - indexed for MEDLINE]

- 65:** [Ozawa K, Tomiyama T, Maat-Schieman ML, Roos RA, Mori H.](#) Related Articles, Links



Enhanced Abeta40 deposition was associated with increased Abeta42-43 in cerebral vasculature with Dutch-type hereditary cerebral hemorrhage with amyloidosis (HCHWA-D).

Ann N Y Acad Sci. 2002 Nov;977:149-54.

PMID: 12480745 [PubMed - indexed for MEDLINE]

- 66:** [Solomon B, Frenkel D.](#) Related Articles, Links



Generation and brain delivery of anti-aggregating antibodies against beta-amyloid plaques using phage display technology.

J Neural Transm Suppl. 2002;(62):321-5.

PMID: 12456075 [PubMed - indexed for MEDLINE]

- 67:** [Pfeifer M, Boncristiano S, Bondolfi L, Stalder A, Deller T, Staufenbiel M, Mathews PM, Jucker M.](#) Related Articles, Links



Cerebral hemorrhage after passive anti-Abeta immunotherapy.

Science. 2002 Nov 15;298(5597):1379. No abstract available.

PMID: 12434053 [PubMed - indexed for MEDLINE]

- 68:** [Wen GY, Yang SY, Kaczmarek W, He XY, Pappas KS.](#) Related Articles, Links



Presence of hydroxysteroid dehydrogenase type 10 in amyloid plaques (APs) of Hsiao's APP-Sw transgenic mouse brains, but absence in APs of Alzheimer's disease brains.

Brain Res. 2002 Nov 1;954(1):115-22.

PMID: 12393239 [PubMed - indexed for MEDLINE]

- 69:** [Solomon B.](#) Related Articles, Links



Anti-aggregating antibodies, a new approach towards treatment of conformational diseases.

Curr Med Chem. 2002 Oct;9(19):1737-49. Review.

PMID: 12369884 [PubMed - indexed for MEDLINE]

- 70:** [Schenk D.](#) Related Articles, Links



Amyloid-beta immunotherapy for Alzheimer's disease: the end of the beginning.

Nat Rev Neurosci. 2002 Oct;3(10):824-8. Review. No abstract available.

PMID: 12360327 [PubMed - indexed for MEDLINE]

- 71:** [Grant SM, Ducatenzeiler A, Szyf M, Cuelllo AC.](#) Related Articles, Links



Abeta immunoreactive material is present in several intracellular compartments in transfected, neuronally differentiated, P19 cells expressing the human amyloid beta-protein precursor.

J Alzheimers Dis. 2000 Nov;2(3-4):207-22.

PMID: 12214085 [PubMed]

- 72:** [Galvan M, David JP, Delacourte A, Luna J, Mena R.](#) Related Articles, Links




















Sequence of neurofibrillary changes in aging and Alzheimer's disease: A confocal study with phospho-tau antibody, AD2.

J Alzheimers Dis. 2001 Aug;3(4):417-425.

PMID: 12214046 [PubMed - as supplied by publisher]

[Tammer AH, Coia G, Cappai R, Fuller S, Masters CL, Hudson P.](#)

- 73:** [Underwood JR.](#) Related Articles, Links
 Generation of a recombinant Fab antibody reactive with the Alzheimer's disease-related Abeta peptide.
Clin Exp Immunol. 2002 Sep;129(3):453-63.
PMID: 12197886 [PubMed - indexed for MEDLINE]
- 74:** [Pan W, Solomon B, Maness LM, Kastin AJ.](#) Related Articles, Links
 Antibodies to beta-amyloid decrease the blood-to-brain transfer of beta-amyloid peptide.
Exp Biol Med (Maywood). 2002 Sep;227(8):609-15.
PMID: 12192102 [PubMed - indexed for MEDLINE]
- 75:** [Kovacs GG, Zerbi P, Voigtlander T, Strohschneider M, Trabattoni G, Hainfellner JA, Budka H.](#) Related Articles, Links
 The prion protein in human neurodegenerative disorders.
Neurosci Lett. 2002 Sep 6;329(3):269-72.
PMID: 12183028 [PubMed - indexed for MEDLINE]
- 76:** [Castegna A, Aksenov M, Aksenova M, Thongboonkerd V, Klein JB, Pierce WM, Booze R, Markesbery WR, Butterfield DA.](#) Related Articles, Links
 Proteomic identification of oxidatively modified proteins in Alzheimer's disease brain. Part I: creatine kinase BB, glutamine synthase, and ubiquitin carboxy-terminal hydrolase L-1.
Free Radic Biol Med. 2002 Aug 15;33(4):562-71.
PMID: 12160938 [PubMed - indexed for MEDLINE]
- 77:** [Beher D, Wrigley JD, Owens AP, Shearman MS.](#) Related Articles, Links
 Generation of C-terminally truncated amyloid-beta peptides is dependent on gamma-secretase activity.
J Neurochem. 2002 Aug;82(3):563-75.
PMID: 12153480 [PubMed - indexed for MEDLINE]
- 78:** [Kotilinek LA, Bacskai B, Westerman M, Kawarabayashi T, Younkin L, Hyman BT, Younkin S, Ashe KH.](#) Related Articles, Links
 Reversible memory loss in a mouse transgenic model of Alzheimer's disease.
J Neurosci. 2002 Aug 1;22(15):6331-5.
PMID: 12151510 [PubMed - indexed for MEDLINE]
- 79:** [Clamagirand C, Joulie C, Panchal M, Sekhri R, Hanquez C, Cohen P, Rholam M.](#) Related Articles, Links
 Specific cleavage of beta-amyloid peptides by a metallopeptidase from *Xenopus laevis* skin secretions.
Comp Biochem Physiol B Biochem Mol Biol. 2002 Aug;132(4):751-9.
PMID: 12128061 [PubMed - indexed for MEDLINE]
- 80:** [Takao M, Ghetti B, Hayakawa I, Ikeda E, Fukuuchi Y, Miravalle L, Piccardo P, Murrell JR, Glazier BS, Koto A.](#) Related Articles, Links
 A novel mutation (G217D) in the Presenilin 1 gene (PSEN1) in a Japanese family: presenile dementia and parkinsonism are associated with cotton wool plaques in the cortex and striatum.
Acta Neuropathol (Berl). 2002 Aug;104(2):155-70. Epub 2002 Apr 19.
PMID: 12111359 [PubMed - indexed for MEDLINE]
- 81:** [Nyabi O, Pype S, Mercken M, Herreman A, Saftig P, Craessaerts K, Semeels L, Annaert W, De Strooper B.](#) Related Articles, Links

-  No endogenous A beta production in presenilin-deficient fibroblasts.
Nat Cell Biol. 2002 Jul;4(7):E164; author reply E165-6. No abstract available.
PMID: 12105423 [PubMed - indexed for MEDLINE]
- 82:** [Grimm MO, Tomic I, Hartmann T.](#) Related Articles, Links
-  Potential external source of A beta in biological samples.
Nat Cell Biol. 2002 Jul;4(7):E164-5; author reply E165-6. No abstract available.
PMID: 12105422 [PubMed - indexed for MEDLINE]
- 83:** [Mathews PM, Jiang Y, Schmidt SD, Grbovic OM, Mercken M, Nixon RA.](#) Related Articles, Links
-  Calpain activity regulates the cell surface distribution of amyloid precursor protein. Inhibition of calpains enhances endosomal generation of beta-cleaved C-terminal APP fragments.
J Biol Chem. 2002 Sep 27;277(39):36415-24. Epub 2002 Jun 26.
PMID: 12087104 [PubMed - indexed for MEDLINE]
- 84:** [Morley JE, Farr SA, Flood JF.](#) Related Articles, Links
-  Antibody to amyloid beta protein alleviates impaired acquisition, retention, and memory processing in SAMP8 mice.
Neurobiol Learn Mem. 2002 Jul;78(1):125-38.
PMID: 12071671 [PubMed - indexed for MEDLINE]
- 85:** [Green KN, Boyle JP, Peers C.](#) Related Articles, Links
-  Hypoxia potentiates exocytosis and Ca²⁺ channels in PC12 cells via increased amyloid beta peptide formation and reactive oxygen species generation.
J Physiol. 2002 Jun 15;541(Pt 3):1013-23.
PMID: 12068059 [PubMed - indexed for MEDLINE]
- 86:** [Green KN, Peers C.](#) Related Articles, Links
-  Divergent pathways account for two distinct effects of amyloid beta peptides on exocytosis and Ca(2+) currents: involvement of ROS and NF-kappaB.
J Neurochem. 2002 Jun;81(5):1043-51.
PMID: 12065617 [PubMed - indexed for MEDLINE]
- 87:** [Chen S, Berthelie V, Hamilton JB, O'Nuallain B, Wetzel R.](#) Related Articles, Links
-  Amyloid-like features of polyglutamine aggregates and their assembly kinetics.
Biochemistry. 2002 Jun 11;41(23):7391-9.
PMID: 12044172 [PubMed - indexed for MEDLINE]
- 88:** [Dodart JC, Bales KR, Gannon KS, Greene SJ, DeMattos RB, Mathis C, DeLong CA, Wu S, Wu X, Holtzman DM, Paul SM.](#) Related Articles, Links
-  Immunization reverses memory deficits without reducing brain A beta burden in Alzheimer's disease model.
Nat Neurosci. 2002 May;5(5):452-7.
PMID: 11941374 [PubMed - indexed for MEDLINE]
- 89:** [Hashimoto T, Wakabayashi T, Watanabe A, Kowa H, Hosoda R, Nakamura A, Kanazawa I, Arai T, Takio K, Mann DM, Iwatsubo T.](#) Related Articles, Links
-  CLAC: a novel Alzheimer amyloid plaque component derived from a transmembrane precursor, CLAC-P/collagen type XXV.

EMBO J. 2002 Apr 2;21(7):1524-34.
PMID: 11927537 [PubMed - indexed for MEDLINE]

90: DeMattos RB, Bales KR, Cummins DJ, Paul SM, Holtzman DM. Related Articles, Links



Brain to plasma amyloid-beta efflux: a measure of brain amyloid burden in a mouse model of Alzheimer's disease.
Science. 2002 Mar 22;295(5563):2264-7.
PMID: 11910111 [PubMed - indexed for MEDLINE]

91: Frenkel D, Solomon B. Related Articles, Links



Towards Alzheimer's beta-amyloid vaccination.
Biologicals. 2001 Sep-Dec;29(3-4):243-7.
PMID: 11851323 [PubMed - indexed for MEDLINE]

92: Milton NG. Related Articles, Links



Inhibition of catalase activity with 3-amino-triazole enhances the cytotoxicity of the Alzheimer's amyloid-beta peptide.
Neurotoxicology. 2001 Dec;22(6):767-74.
PMID: 11829410 [PubMed - indexed for MEDLINE]

93: Lee HJ, Zhang Y, Zhu C, Duff K, Pardridge WM. Related Articles, Links



Imaging brain amyloid of Alzheimer disease in vivo in transgenic mice with an Abeta peptide radiopharmaceutical.
J Cereb Blood Flow Metab. 2002 Feb;22(2):223-31.
PMID: 11823720 [PubMed - indexed for MEDLINE]

94: O'Nuallain B, Wetzel R. Related Articles, Links



Conformational Abs recognizing a generic amyloid fibril epitope.
Proc Natl Acad Sci U S A. 2002 Feb 5;99(3):1485-90. Epub 2002 Jan 29.
PMID: 11818542 [PubMed - indexed for MEDLINE]

95: Lichtenthaler SF, Behr D, Grimm HS, Wang R, Shearman MS, Masters CL, Beyreuther K. Related Articles, Links



The intramembrane cleavage site of the amyloid precursor protein depends on the length of its transmembrane domain.
Proc Natl Acad Sci U S A. 2002 Feb 5;99(3):1365-70. Epub 2002 Jan 22.
PMID: 11805291 [PubMed - indexed for MEDLINE]

96: Cummings BJ, Mason AJ, Kim RC, Sheu PC, Anderson AJ. Related Articles, Links



Optimization of techniques for the maximal detection and quantification of Alzheimer's-related neuropathology with digital imaging.
Neurobiol Aging. 2002 Mar-Apr;23(2):161-70.
PMID: 11804699 [PubMed - indexed for MEDLINE]

97: Matsunaga Y, Saito N, Fujii A, Yokotani J, Takakura T, Nishimura T, Esaki H, Yamada T. Related Articles, Links



A pH-dependent conformational transition of Abeta peptide and physicochemical properties of the conformers in the glial cell.
Biochem J. 2002 Feb 1;361(Pt 3):547-56.
PMID: 11802784 [PubMed - indexed for MEDLINE]

98: Solomon B. Related Articles, Links



Immunotherapeutic strategies for prevention and treatment of Alzheimer's disease.
DNA Cell Biol. 2001 Nov;20(11):697-703.

PMID: 11788047 [PubMed - indexed for MEDLINE]

- 99:** [Coraci IS, Husemann J, Berman JW, Hulette C, Dufour JH, Campanella GK, Luster AD, Silverstein SC, El-Khoury JB.](#) Related Articles, Links



CD36, a class B scavenger receptor, is expressed on microglia in Alzheimer's disease brains and can mediate production of reactive oxygen species in response to beta-amyloid fibrils.

Am J Pathol. 2002 Jan;160(1):101-12.

PMID: 11786404 [PubMed - indexed for MEDLINE]

- 100:** [Parvathy S, Davies P, Haroutunian V, Purohit DP, Davis KL, Mohs RC, Park H, Moran TM, Chan JY, Buxbaum JD.](#) Related Articles, Links



Correlation between Abeta40-, Abeta42-, and Abeta43-containing amyloid plaques and cognitive decline.

Arch Neurol. 2001 Dec;58(12):2025-32. Erratum in: Arch Neurol 2002 Feb;59(2):202.

PMID: 11735776 [PubMed - indexed for MEDLINE]

- 101:** [Poduslo JF, Curran GL.](#) Related Articles, Links



Amyloid beta peptide as a vaccine for Alzheimer's disease involves receptor-mediated transport at the blood-brain barrier.

Neuroreport. 2001 Oct 29;12(15):3197-200.

PMID: 11711855 [PubMed - indexed for MEDLINE]

- 102:** [Dobrogowska DH, Vorbrodt AW, Wegiel J, Wang KC, Shoji M, Mondadori C, Polatis G, Giovanni A, Wisniewski HM.](#) Related Articles, Links



Cytochemical study of the involvement of cell organelles in formation and accumulation of fibrillar amyloid in the pancreas of NORbeta transgenic mice.

Histol Histopathol. 2001 Oct;16(4):1047-56.

PMID: 11642724 [PubMed - indexed for MEDLINE]

- 103:** [Nunan J, Shearman MS, Checler F, Cappai R, Evin G, Beyreuther K, Masters CL, Small DH.](#) Related Articles, Links



The C-terminal fragment of the Alzheimer's disease amyloid protein precursor is degraded by a proteasome-dependent mechanism distinct from gamma-secretase.

Eur J Biochem. 2001 Oct;268(20):5329-36.

PMID: 11606195 [PubMed - indexed for MEDLINE]

- 104:** [Carter DB, Dunn E, McKinley DD, Stratman NC, Boyle TP, Kuiper SL, Oostveen JA, Weaver RJ, Boller JA, Gurney ME.](#) Related Articles, Links



Human apolipoprotein E4 accelerates beta-amyloid deposition in APPsw transgenic mouse brain.

Ann Neurol. 2001 Oct;50(4):468-75.

PMID: 11601499 [PubMed - indexed for MEDLINE]

- 105:** [Chauhan NB, Siegel GJ, Lichtor T.](#) Related Articles, Links



Distribution of intraventricularly administered anti-amyloid-beta peptide (A β) antibody in the mouse brain.

J Neurosci Res. 2001 Oct 15;66(2):231-5.

PMID: 11592118 [PubMed - indexed for MEDLINE]

- 106:** [Rub U, Del Tredici K, Schultz C, Thal DR, Braak E, Braak H.](#) Related Articles, Links



The autonomic higher order processing nuclei of the lower brain stem are among the early targets of the Alzheimer's disease-related

cytoskeletal pathology.

Acta Neuropathol (Berl). 2001 Jun;101(6):555-64.

PMID: 11515783 [PubMed - indexed for MEDLINE]

- 107:** [Mikhailenko I, Battey FD, Migliorini M, Ruiz JF, Argraves K, Moayeri M, Strickland DK.](#) Related Articles, Links



Recognition of alpha 2-macroglobulin by the low density lipoprotein receptor-related protein requires the cooperation of two ligand binding cluster regions.

J Biol Chem. 2001 Oct 19;276(42):39484-91. Epub 2001 Aug 15.

PMID: 11507091 [PubMed - indexed for MEDLINE]

- 108:** [Mann DM, Takeuchi A, Sato S, Cairns NJ, Lantos PL, Rossor MN, Haltia M, Kalimo H, Iwatsubo T.](#) Related Articles, Links



Cases of Alzheimer's disease due to deletion of exon 9 of the presenilin-1 gene show an unusual but characteristic beta-amyloid pathology known as 'cotton wool' plaques.

Neuropathol Appl Neurobiol. 2001 Jun;27(3):189-96.

PMID: 11489138 [PubMed - indexed for MEDLINE]

- 109:** [Pluta R, Misicka A, Barcikowska M, Spisacka S, Lipkowski AW, Januszewski S.](#) Related Articles, Links



Possible reverse transport of beta-amyloid peptide across the blood-brain barrier.

Acta Neurochir Suppl. 2000;76:73-7.

PMID: 11450095 [PubMed - indexed for MEDLINE]

- 110:** [DeMattos RB, Bales KR, Cummins DJ, Dodart JC, Paul SM, Holtzman DM.](#) Related Articles, Links



Peripheral anti-A beta antibody alters CNS and plasma A beta clearance and decreases brain A beta burden in a mouse model of Alzheimer's disease.

Proc Natl Acad Sci U S A. 2001 Jul 17;98(15):8850-5. Epub 2001 Jul 3.

PMID: 11438712 [PubMed - indexed for MEDLINE]

- 111:** [Jayasena UL, Gribble SK, McKenzie A, Beyreuther K, Masters CL, Underwood JR.](#) Related Articles, Links



Identification of structural variations in the carboxyl terminus of Alzheimer's disease-associated beta A4[1-42] amyloid using a monoclonal antibody.

Clin Exp Immunol. 2001 May;124(2):297-305.

PMID: 11422208 [PubMed - indexed for MEDLINE]

- 112:** [Terai K, Iwai A, Kawabata S, Tasaki Y, Watanabe T, Miyata K, Yamaguchi T.](#) Related Articles, Links



beta-amyloid deposits in transgenic mice expressing human beta-amyloid precursor protein have the same characteristics as those in Alzheimer's disease.

Neuroscience. 2001;104(2):299-310.

PMID: 11377835 [PubMed - indexed for MEDLINE]









- 113:** [Takikawa M, Kamada M, Maegawa M, Yamano S, Irahara M, Aono T, Futaki S, Ohmoto Y, Koide SS.](#) Related Articles, Links




















Evaluation of two sperm antigens, rSMP-B and YWK-II, as targets for immunocontraception.









Zygote. 2001 May;9(2):145-51.

PMID: 11358321 [PubMed - indexed for MEDLINE]

- 114:** [Green KN, Peers C.](#) Related Articles, Links
 Amyloid beta peptides mediate hypoxic augmentation of Ca(2+) channels.
 J Neurochem. 2001 May;77(3):953-6.
 PMID: 11331424 [PubMed - indexed for MEDLINE]
- 115:** [Jeong Lee H, Pardridge WM.](#) Related Articles, Links
 Drug targeting to the brain using avidin-biotin technology in the mouse; (blood-brain barrier, monoclonal antibody, transferrin receptor, Alzheimer's disease).
 J Drug Target. 2000;8(6):413-24.
 PMID: 11328667 [PubMed - indexed for MEDLINE]
- 116:** [Nebuloni M, Pellegrinelli A, Ferri A, Bonetto S, Boldorini R, Vago L, Grassi MP, Costanzi G.](#) Related Articles, Links
 Beta amyloid precursor protein and patterns of HIV p24 immunohistochemistry in different brain areas of AIDS patients.
 AIDS. 2001 Mar 30;15(5):571-5.
 PMID: 11316993 [PubMed - indexed for MEDLINE]
- 117:** [Englund P, Jacobsson SO, Fowler CJ.](#) Related Articles, Links
 Investigation into the effects of amyloid (1-42) beta-peptide upon basal and antigen-stimulated hexosaminidase and serotonin release from rat RBL-2H3 basophilic leukemia cells.
 Methods Find Exp Clin Pharmacol. 2000 Nov;22(9):657-61.
 PMID: 11294005 [PubMed - indexed for MEDLINE]
- 118:** [Frenkel D, Kariv N, Solomon B.](#) Related Articles, Links
 Generation of auto-antibodies towards Alzheimer's disease vaccination.
 Vaccine. 2001 Mar 21;19(17-19):2615-9.
 PMID: 11257400 [PubMed - indexed for MEDLINE]
- 119:** [Borroni B, Colciaghi F, Pastorino L, Pettenati C, Cottini E, Rozzini L, Monastero R, Lenzi GL, Cattabeni F, Di Luca M, Padovani A.](#) Related Articles, Links
 Amyloid precursor protein in platelets of patients with Alzheimer disease: effect of acetylcholinesterase inhibitor treatment.
 Arch Neurol. 2001 Mar;58(3):442-6.
 PMID: 11255448 [PubMed - indexed for MEDLINE]
- 120:** [Rebeck GW, Moir RD, Mui S, Strickland DK, Tanzi RE, Hyman BT.](#) Related Articles, Links
 Association of membrane-bound amyloid precursor protein APP with the apolipoprotein E receptor LRP.
 Brain Res Mol Brain Res. 2001 Mar 5;87(2):238-45.
 PMID: 11245926 [PubMed - indexed for MEDLINE]
- 121:** [Finnie JW, Van den Heuvel C, GebSKI V, Manavis J, Summersides GE, Blumbergs PC.](#) Related Articles, Links
 Effect of impact on different regions of the head of lambs.
 J Comp Pathol. 2001 Feb-Apr;124(2-3):159-64.
 PMID: 11222013 [PubMed - indexed for MEDLINE]
- 122:** [Lin B, Ginsberg MD, Busto R.](#) Related Articles, Links


-  **Hyperglycemic but not normoglycemic global ischemia induces marked early intraneuronal expression of beta-amyloid precursor protein.**
Brain Res. 2001 Jan 5;888(1):107-116.
PMID: 11146057 [PubMed - indexed for MEDLINE]
- 123:** [Vanderstichele H, Van Kerschaver E, Hesse C, Davidsson P, Buyse MA, Andreasen N, Minthon L, Wallin A, Blennow K, Vanmechelen E.](#) Related Articles, Links
-  **Standardization of measurement of beta-amyloid(1-42) in cerebrospinal fluid and plasma.**
Amyloid. 2000 Dec;7(4):245-58.
PMID: 11132093 [PubMed - indexed for MEDLINE]
- 124:** [Mileusnic R, Lancashire CL, Johnston AN, Rose SP.](#) Related Articles, Links
-  **APP is required during an early phase of memory formation.**
Eur J Neurosci. 2000 Dec;12(12):4487-95.
PMID: 11122359 [PubMed - indexed for MEDLINE]
- 125:** [Seiffert D, Mitchell T, Stern AM, Roach A, Zhan Y, Grzanna R.](#) Related Articles, Links
-  **Positive-negative epitope-tagging of beta amyloid precursor protein to identify inhibitors of A beta processing.**
Brain Res Mol Brain Res. 2000 Dec 8;84(1-2):115-26.
PMID: 11113538 [PubMed - indexed for MEDLINE]
- 126:** [Masumura M, Hata R, Nishimura I, Uetsuki T, Sawada T, Yoshikawa K.](#) Related Articles, Links
-  **Caspase-3 activation and inflammatory responses in rat hippocampus inoculated with a recombinant adenovirus expressing the Alzheimer amyloid precursor protein.**
Brain Res Mol Brain Res. 2000 Sep 15;80(2):219-27.
PMID: 11038254 [PubMed - indexed for MEDLINE]
- 127:** [Jensen M, Hartmann T, Engvall B, Wang R, Uljon SN, Sennvik K, Naslund J, Muehlhauser F, Nordstedt C, Beyreuther K, Lannfelt L.](#) Related Articles, Links
-  **Quantification of Alzheimer amyloid beta peptides ending at residues 40 and 42 by novel ELISA systems.**
Mol Med. 2000 Apr;6(4):291-302.
PMID: 10949910 [PubMed - indexed for MEDLINE]
- 128:** [Haars R, Schneider A, Bode M, Schubert W.](#) Related Articles, Links
-  **Secretion and differential localization of the proteolytic cleavage products Abeta40 and Abeta42 of the Alzheimer amyloid precursor protein in human fetal myogenic cells.**
Eur J Cell Biol. 2000 Jun;79(6):400-6.
PMID: 10928455 [PubMed - indexed for MEDLINE]
- 129:** [Lah JJ, Levey AI.](#) Related Articles, Links
-  **Endogenous presenilin-1 targets to endocytic rather than biosynthetic compartments.**
Mol Cell Neurosci. 2000 Aug;16(2):111-26.
PMID: 10924255 [PubMed - indexed for MEDLINE]
- 130:** [Ando Y.](#) Related Articles, Links

-  [Analyses of amyloid formation mechanism in familial amyloidotic polyneuropathy and therapeutic trial]
Rinsho Byori. 2000 May;48(5):425-9. Review. Japanese.
PMID: 10892290 [PubMed - indexed for MEDLINE]
- 131:** [Sasaki A, Nakazato Y, Ogawa A, Sugihara S.](#) [Related Articles, Links](#)
-  The immunophenotype of perivascular cells in the human brain.
Pathol Int. 1996 Jan;46(1):15-23.
PMID: 10846545 [PubMed - indexed for MEDLINE]
- 132:** [Piccini A, Ciotti MT, Vitolo OV, Calissano P, Tabaton M, Galli C.](#) [Related Articles, Links](#)
-  Endogenous APP derivatives oppositely modulate apoptosis through an autocrine loop.
Neuroreport. 2000 May 15;11(7):1375-9.
PMID: 10841341 [PubMed - indexed for MEDLINE]
- 133:** [Horsburgh K, Cole GM, Yang F, Savage MJ, Greenberg BD, Gentleman SM, Graham DI, Nicoll JA.](#) [Related Articles, Links](#)
-  beta-amyloid (A β)₄₂(43), A β ₄₂, A β ₄₀ and apoE immunostaining of plaques in fatal head injury.
Neuropathol Appl Neurobiol. 2000 Apr;26(2):124-32.
PMID: 10840275 [PubMed - indexed for MEDLINE]
- 134:** [Heiser V, Scherzinger E, Boeddrich A, Nordhoff E, Lurz R, Schugardt N, Lehrach H, Wanker EE.](#) [Related Articles, Links](#)
-  Inhibition of huntingtin fibrillogenesis by specific antibodies and small molecules: implications for Huntington's disease therapy.
Proc Natl Acad Sci U S A. 2000 Jun 6;97(12):6739-44.
PMID: 10829068 [PubMed - indexed for MEDLINE]
- 135:** [Valeriani V, Dewar D, McCulloch J.](#) [Related Articles, Links](#)
-  Quantitative assessment of ischemic pathology in axons, oligodendrocytes, and neurons: attenuation of damage after transient ischemia.
J Cereb Blood Flow Metab. 2000 May;20(5):765-71.
PMID: 10826526 [PubMed - indexed for MEDLINE]
- 136:** [Baskin F, Rosenberg RN, Iyer L, Hynan L, Cullum CM.](#) [Related Articles, Links](#)
-  Platelet APP isoform ratios correlate with declining cognition in AD.
Neurology. 2000 May 23;54(10):1907-9.
PMID: 10822427 [PubMed - indexed for MEDLINE]
- 137:** [Rohn TT, Ivins KJ, Bahr BA, Cotman CW, Cribbs DH.](#) [Related Articles, Links](#)
-  A monoclonal antibody to amyloid precursor protein induces neuronal apoptosis.
J Neurochem. 2000 Jun;74(6):2331-42.
PMID: 10820193 [PubMed - indexed for MEDLINE]
- 138:** [Roher AE, Kuo YM, Potter PE, Emmerling MR, Durham RA, Walker DG, Sue LI, Honer WG, Beach TG.](#) [Related Articles, Links](#)
-  Cortical cholinergic denervation elicits vascular A β deposition.
Ann N Y Acad Sci. 2000 Apr;903:366-73.
PMID: 10818527 [PubMed - indexed for MEDLINE]
- 139:** [Friedland RP, Shi J, Lamanna JC, Smith MA, Perry G.](#) [Related Articles, Links](#)


-  Prospects for noninvasive imaging of brain amyloid beta in Alzheimer's disease.
Ann N Y Acad Sci. 2000 Apr;903:123-8.
PMID: 10818497 [PubMed - indexed for MEDLINE]
- 140: [Cornish R, Blumbergs PC, Manavis J, Scott G, Jones NR, Reilly PL.](#) Related Articles, Links
Topography and severity of axonal injury in human spinal cord trauma using amyloid precursor protein as a marker of axonal injury.
Spine. 2000 May 15;25(10):1227-33.
PMID: 10806498 [PubMed - indexed for MEDLINE]
-  141: [Gargiulo L, Bermejo M, Liras A.](#) Related Articles, Links
[Reduced neuronal nitric oxide synthetase and c-protein kinase levels in Alzheimer's disease]
Rev Neurol. 2000 Feb 16-29;30(4):301-3. Spanish.
PMID: 10789135 [PubMed - indexed for MEDLINE]
- 142: [Maat-Schieman ML, Yamaguchi H, van Duinen SG, Natte R, Roos RA.](#) Related Articles, Links
 Age-related plaque morphology and C-terminal heterogeneity of amyloid beta in Dutch-type hereditary cerebral hemorrhage with amyloidosis.
Acta Neuropathol (Berl). 2000 Apr;99(4):409-19.
PMID: 10787040 [PubMed - indexed for MEDLINE]
- 143: [Van Everbroeck B, Pals P, Dziedzic T, Dom R, Godfraind C, Sciot R, Brucher JM, Martin JJ, Cras P.](#) Related Articles, Links
 Retrospective study of Creutzfeldt-Jakob disease in Belgium: neuropathological findings.
Acta Neuropathol (Berl). 2000 Apr;99(4):358-64.
PMID: 10787033 [PubMed - indexed for MEDLINE]
- 144: [Capell A, Steiner H, Romig H, Keck S, Baader M, Grim MG, Baumeister R, Haass C.](#) Related Articles, Links
 Presenilin-1 differentially facilitates endoproteolysis of the beta-amyloid precursor protein and Notch.
Nat Cell Biol. 2000 Apr;2(4):205-11.
PMID: 10783238 [PubMed - indexed for MEDLINE]
- 145: [Lee J, Hong H, Im J, Byun H, Kim D.](#) Related Articles, Links
 The formation of PHF-1 and SMI-31 positive dystrophic neurites in rat hippocampus following acute injection of okadaic acid.
Neurosci Lett. 2000 Mar 17;282(1-2):49-52.
PMID: 10713393 [PubMed - indexed for MEDLINE]
- 146: [Nakagawa T, Kabuto M, Kubota T, Kodera T, Sato K.](#) Related Articles, Links
 Production of amyloid beta protein precursor as a proteinase inhibitor by human astrocytic tumors.
Anticancer Res. 1999 Jul-Aug;19(4B):2963-8.
PMID: 10652580 [PubMed - indexed for MEDLINE]
- 147: [Yasuda M, Maeda S, Kawamata T, Tamaoka A, Yamamoto Y, Kuroda S, Maeda K, Tanaka C.](#) Related Articles, Links
 Novel presenilin-1 mutation with widespread cortical amyloid deposition but limited cerebral amyloid angiopathy.

J Neurol Neurosurg Psychiatry. 2000 Feb;68(2):220-3.
PMID: 10644793 [PubMed - indexed for MEDLINE]


- 148:** [Jung SS, Gauthier S, Cashman NR.](#) Related Articles, Links

 Beta-amyloid precursor protein is detectable on monocytes and is increased in Alzheimer's disease.
Neurobiol Aging. 1999 May-Jun;20(3):249-57.
PMID: 10588572 [PubMed - indexed for MEDLINE]


- 149:** [Taylor SC, Batten TF, Peers C.](#) Related Articles, Links

 Hypoxic enhancement of quantal catecholamine secretion. Evidence for the involvement of amyloid beta-peptides.
J Biol Chem. 1999 Oct 29;274(44):31217-22.
PMID: 10531316 [PubMed - indexed for MEDLINE]


- 150:** [Lin L, Georgievska B, Mattsson A, Isacson O.](#) Related Articles, Links

 Cognitive changes and modified processing of amyloid precursor protein in the cortical and hippocampal system after cholinergic synapse loss and muscarinic receptor activation.
Proc Natl Acad Sci U S A. 1999 Oct 12;96(21):12108-13.
PMID: 10518584 [PubMed - indexed for MEDLINE]


- 151:** [Young MJ, Lee RK, Jhaveri S, Wurtman RJ.](#) Related Articles, Links

 Intracellular and cell-surface distribution of amyloid precursor protein in cortical astrocytes.
Brain Res Bull. 1999 Sep 1;50(1):27-32.
PMID: 10507468 [PubMed - indexed for MEDLINE]


- 152:** [Lundgren E, Persson H, Andersson K, Olofsson A, Dacklin I, Goldsteins G.](#) Related Articles, Links

 Mapping protein conformations in fibril structures using monoclonal antibodies.
Methods Enzymol. 1999;309:591-605. No abstract available.
PMID: 10507050 [PubMed - indexed for MEDLINE]


- 153:** [Lippa CF, Ozawa K, Mann DM, Ishii K, Smith TW, Arawaka S, Mori H.](#) Related Articles, Links

 Deposition of beta-amyloid subtypes 40 and 42 differentiates dementia with Lewy bodies from Alzheimer disease.
Arch Neurol. 1999 Sep;56(9):1111-8.
PMID: 10488812 [PubMed - indexed for MEDLINE]

- 154:** [Lin H, Zhu YJ, Lal R.](#) Related Articles, Links


 Amyloid beta protein (1-40) forms calcium-permeable, Zn²⁺-sensitive channel in reconstituted lipid vesicles.
Biochemistry. 1999 Aug 24;38(34):11189-96.
PMID: 10460176 [PubMed - indexed for MEDLINE]









- 155:** [Kaur B, Ruttu GN, Timperley WR.](#) Related Articles, Links









 The possible role of hypoxia in the formation of axonal bulbs.
J Clin Pathol. 1999 Mar;52(3):203-9.
PMID: 10450180 [PubMed - indexed for MEDLINE]










- 156:** [Kurt MA, Davies DC, Kidd M.](#) Related Articles, Links









beta-Amyloid immunoreactivity in astrocytes in Alzheimer's disease

-  brain biopsies: an electron microscope study.
Exp Neurol. 1999 Jul;158(1):221-8.
PMID: 10448435 [PubMed - indexed for MEDLINE]
- 157:** [Ginsberg SD, Galvin JE, Lee VM, Rorke LB, Dickson DW, Wolfe JH, Jones MZ, Trojanowski JQ.](#) Related Articles, Links
Accumulation of intracellular amyloid-beta peptide (A beta 1-40) in mucopolysaccharidosis brains.
J Neuropathol Exp Neurol. 1999 Aug;58(8):815-24.
PMID: 10446806 [PubMed - indexed for MEDLINE]
- 158:** [Wang J, Dickson DW, Trojanowski JQ, Lee VM.](#) Related Articles, Links
The levels of soluble versus insoluble brain Abeta distinguish Alzheimer's disease from normal and pathologic aging.
Exp Neurol. 1999 Aug;158(2):328-37.
PMID: 10415140 [PubMed - indexed for MEDLINE]
- 159:** [Yuan H, Zhai P, Anderson LM, Pan J, Thimmapaya B, Koo EH, Marquez-Sterling NR.](#) Related Articles, Links
Recombinant adenovirus is an appropriate vector for endocytotic protein trafficking studies in cultured neurons.
J Neurosci Methods. 1999 Apr 1;88(1):45-54.
PMID: 10379578 [PubMed - indexed for MEDLINE]
- 160:** [Diehlmann A, Ida N, Weggen S, Grunberg J, Haass C, Masters CL, Bayer TA, Beyreuther K.](#) Related Articles, Links
Analysis of presenilin 1 and presenilin 2 expression and processing by newly developed monoclonal antibodies.
J Neurosci Res. 1999 May 15;56(4):405-19.
PMID: 10340748 [PubMed - indexed for MEDLINE]
- 161:** [Ohsawa I, Takamura C, Morimoto T, Ishiguro M, Kohsaka S.](#) Related Articles, Links
Amino-terminal region of secreted form of amyloid precursor protein stimulates proliferation of neural stem cells.
Eur J Neurosci. 1999 Jun;11(6):1907-13.
PMID: 10336659 [PubMed - indexed for MEDLINE]
- 162:** [Abraham CR, Marshall DC, Tibbles HE, Otto K, Long HJ, Billingslea AM, Haste R, Johnson R, Fine RE, Smith SJ, Simons ER, Davies TA.](#) Related Articles, Links
Platelets and DAMI megakaryocytes possess beta-secretase-like activity.
J Lab Clin Med. 1999 May;133(5):507-15.
PMID: 10235134 [PubMed - indexed for MEDLINE]
- 163:** [Frenkel D, Balass M, Katchalski-Katzir E, Solomon B.](#) Related Articles, Links
High affinity binding of monoclonal antibodies to the sequential epitope EFRH of beta-amyloid peptide is essential for modulation of fibrillar aggregation.
J Neuroimmunol. 1999 Mar 1;95(1-2):136-42.
PMID: 10229123 [PubMed - indexed for MEDLINE]
- 164:** [Lin B, Schmidt-Kastner R, Busto R, Ginsberg MD.](#) Related Articles, Links
Progressive parenchymal deposition of beta-amyloid precursor protein in rat brain following global cerebral ischemia.
Acta Neuropathol (Berl). 1999 Apr;97(4):359-68.
PMID: 10208275 [PubMed - indexed for MEDLINE]

- 165:** [Okonkwo DO, Povlishock JT.](#) Related Articles, Links
 An intrathecal bolus of cyclosporin A before injury preserves mitochondrial integrity and attenuates axonal disruption in traumatic brain injury.
 J Cereb Blood Flow Metab. 1999 Apr;19(4):443-51.
 PMID: 10197514 [PubMed - indexed for MEDLINE]
- 166:** [Arai T, Akiyama H, Ikeda K, Kondo H, Mori H.](#) Related Articles, Links
 Immunohistochemical localization of amyloid beta-protein with amino-terminal aspartate in the cerebral cortex of patients with Alzheimer's disease.
 Brain Res. 1999 Mar 27;823(1-2):202-6.
 PMID: 10095028 [PubMed - indexed for MEDLINE]
- 167:** [Goldsteins G, Persson H, Andersson K, Olofsson A, Dacklin I, Edvinsson A, Saraiva MJ, Lundgren E.](#) Related Articles, Links
 Exposure of cryptic epitopes on transthyretin only in amyloid and in amyloidogenic mutants.
 Proc Natl Acad Sci U S A. 1999 Mar 16;96(6):3108-13.
 PMID: 10077645 [PubMed - indexed for MEDLINE]
- 168:** [Egensperger R, Weggen S, Ida N, Multhaupt G, Schnabel R, Beyreuther K, Bayer TA.](#) Related Articles, Links
 Reverse relationship between beta-amyloid precursor protein and beta-amyloid peptide plaques in Down's syndrome versus sporadic/familial Alzheimer's disease.
 Acta Neuropathol (Berl). 1999 Feb;97(2):113-8.
 PMID: 9928821 [PubMed - indexed for MEDLINE]
- 169:** [Nakamura S, Nakayama H, Goto N, Ono F, Sakakibara I, Yoshikawa Y.](#) Related Articles, Links
 Histopathological studies of senile plaques and cerebral amyloidosis in cynomolgus monkeys.
 J Med Primatol. 1998 Oct;27(5):244-52.
 PMID: 9926980 [PubMed - indexed for MEDLINE]
- 170:** [Enya M, Morishima-Kawashima M, Yoshimura M, Shinkai Y, Kusui K, Khan K, Games D, Schenk D, Sugihara S, Yamaguchi H, Ihara Y.](#) Related Articles, Links
 Appearance of sodium dodecyl sulfate-stable amyloid beta-protein (Abeta) dimer in the cortex during aging.
 Am J Pathol. 1999 Jan;154(1):271-9.
 PMID: 9916941 [PubMed - indexed for MEDLINE]
- 171:** [Baum L, Ng HK.](#) Related Articles, Links
 A new kind of Alzheimer's disease plaque.
 Adv Anat Pathol. 1998 May;5(3):170-4. Review. No abstract available.
 PMID: 9868523 [PubMed - indexed for MEDLINE]
- 172:** [Russo C, Angelini G, Dapino D, Piccini A, Piombo G, Schettini G, Chen S, Teller JK, Zaccheo D, Gambetti P, Tabaton M.](#) Related Articles, Links
 Opposite roles of apolipoprotein E in normal brains and in Alzheimer's disease.
 Proc Natl Acad Sci U S A. 1998 Dec 22;95(26):15598-602.
 PMID: 9861015 [PubMed - indexed for MEDLINE]

- 173:** [Leanza G.](#) Related Articles, Links
 Chronic elevation of amyloid precursor protein expression in the neocortex and hippocampus of rats with selective cholinergic lesions. *Neurosci Lett.* 1998 Nov 20;257(1):53-6. PMID: 9857964 [PubMed - indexed for MEDLINE]
- 174:** [Rossner S, Ueberham U, Schliebs R, Perez-Polo JR, Bigl V.](#) Related Articles, Links
 Neurotrophin binding to the p75 neurotrophin receptor is necessary but not sufficient to mediate NGF-effects on APP secretion in PC-12 cells. *J Neural Transm Suppl.* 1998;54:279-85. PMID: 9850936 [PubMed - indexed for MEDLINE]
- 175:** [Van Den Heuvel C, Lewis S, Wong M, Manavis J, Finnie J, Blumbergs P, Jones N, Reilly P.](#) Related Articles, Links
 Diffuse neuronal perikaryon amyloid precursor protein immunoreactivity in a focal head impact model. *Acta Neurochir Suppl.* 1998;71:209-11. PMID: 9779186 [PubMed - indexed for MEDLINE]
- 176:** [Le Brocq D, Henry A, Cappai R, Li QX, Tanner JE, Galatis D, Gray C, Holmes S, Underwood JR, Beyreuther K, Masters CL, Evin G.](#) Related Articles, Links
 Processing of the Alzheimer's disease amyloid precursor protein in *Pichia pastoris*: immunodetection of alpha-, beta-, and gamma-secretase products. *Biochemistry.* 1998 Oct 20;37(42):14958-65. PMID: 9778373 [PubMed - indexed for MEDLINE]
- 177:** [McRae A, Ling EA, Schubert P, Rudolphi K.](#) Related Articles, Links
 Properties of activated microglia and pharmacologic interference by propentofylline. *Alzheimer Dis Assoc Disord.* 1998;12 Suppl 2:S15-20. PMID: 9769025 [PubMed - indexed for MEDLINE]
- 178:** [Frautschy SA, Horn DL, Sigel JJ, Harris-White ME, Mendoza JJ, Yang F, Saido TC, Cole GM.](#) Related Articles, Links
 Protease inhibitor coinfusion with amyloid beta-protein results in enhanced deposition and toxicity in rat brain. *J Neurosci.* 1998 Oct 15;18(20):8311-21. PMID: 9763475 [PubMed - indexed for MEDLINE]
- 179:** [Ono S, Matsuno S, Shimizu N, Shoji S, Tamaoka A.](#) Related Articles, Links
 Amyloid beta protein in skin of patients with amyotrophic lateral sclerosis. *Lancet.* 1998 Mar 28;351(9107):956-7. No abstract available. PMID: 9734946 [PubMed - indexed for MEDLINE]
- 180:** [Mizuno T, Haass C, Michikawa M, Yanagisawa K.](#) Related Articles, Links
 Cholesterol-dependent generation of a unique amyloid beta-protein from apically missorted amyloid precursor protein in MDCK cells. *Biochim Biophys Acta.* 1998 Aug 14;1373(1):119-30. PMID: 9733943 [PubMed - indexed for MEDLINE]
- 181:** [Hock C, Golombowski S, Muller-Spahn F, Peschel O, Riederer A, Probst A, Mandelkow E, Unger J.](#) Related Articles, Links

-  **Histological markers in nasal mucosa of patients with Alzheimer's disease.**
Eur Neurol. 1998 Jul;40(1):31-6.
PMID: 9693230 [PubMed - indexed for MEDLINE]
- 182:** [Frenkel D, Balass M, Solomon B.](#) Related Articles, Links
-  **N-terminal EFRH sequence of Alzheimer's beta-amyloid peptide represents the epitope of its anti-aggregating antibodies.**
J Neuroimmunol. 1998 Aug 1;88(1-2):85-90.
PMID: 9688328 [PubMed - indexed for MEDLINE]
- 183:** [Rossner S, Ueberham U, Schliebs R, Perez-Polo JR, Bigl V.](#) Related Articles, Links
-  **p75 and TrkA receptor signaling independently regulate amyloid precursor protein mRNA expression, isoform composition, and protein secretion in PC12 cells.**
J Neurochem. 1998 Aug;71(2):757-66.
PMID: 9681467 [PubMed - indexed for MEDLINE]
- 184:** [Su Y, Ni B.](#) Related Articles, Links
-  **Selective deposition of amyloid-beta protein in the entorhinal-dentate projection of a transgenic mouse model of Alzheimer's disease.**
J Neurosci Res. 1998 Jul 15;53(2):177-86.
PMID: 9671974 [PubMed - indexed for MEDLINE]
- 185:** [Tamaoka A.](#) Related Articles, Links
-  **[Characterization of amyloid beta protein species in the plasma, cerebrospinal fluid and brains of patients with Alzheimer's disease]**
Nippon Ronen Igakkai Zasshi. 1998 Apr;35(4):273-7. Japanese.
PMID: 9643008 [PubMed - indexed for MEDLINE]
- 186:** [Meckelein B, Marshall DC, Conn KJ, Pietropaolo M, Van Nostrand W, Abraham CR.](#) Related Articles, Links
-  **Identification of a novel serine protease-like molecule in human brain.**
Brain Res Mol Brain Res. 1998 Apr;55(2):181-97.
PMID: 9582421 [PubMed - indexed for MEDLINE]
- 187:** [Rhee SK, Quist AP, Lal R.](#) Related Articles, Links
-  **Amyloid beta protein-(1-42) forms calcium-permeable, Zn²⁺-sensitive channel.**
J Biol Chem. 1998 May 29;273(22):13379-82.
PMID: 9593665 [PubMed - indexed for MEDLINE]
- 188:** [Nakabayashi J, Yoshimura M, Morishima-Kawashima M, Funato H, Miyakawa T, Yamazaki T, Ihara Y.](#) Related Articles, Links
-  **Amyloid beta-protein (A beta) accumulation in the putamen and mammillary body during aging and in Alzheimer disease.**
J Neuropathol Exp Neurol. 1998 Apr;57(4):343-52.
PMID: 9600228 [PubMed - indexed for MEDLINE]
- 189:** [Honda S, Itoh F, Yoshimoto M, Hinoda Y, Imai K.](#) Related Articles, Links
-  **Changes in morphology of neuroblastoma cells treated with all-trans retinoic acid combined with transfer of the C-terminal region of the amyloid precursor protein.**
J Clin Lab Anal. 1998;12(3):172-8.
PMID: 9591705 [PubMed - indexed for MEDLINE]

- 190:** [Rossner S.](#) Related Articles, Links
 Cholinergic immunolesions by 192IgG-saporin--useful tool to simulate pathogenic aspects of Alzheimer's disease.
 Int J Dev Neurosci. 1997 Nov;15(7):835-50. Review.
 PMID: 9568532 [PubMed - indexed for MEDLINE]
- 191:** [Yanagisawa K, Ihara Y.](#) Related Articles, Links
 GM1 ganglioside-bound amyloid beta-protein in Alzheimer's disease brain.
 Neurobiol Aging. 1998 Jan-Feb;19(1 Suppl):S65-7.
 PMID: 9562471 [PubMed - indexed for MEDLINE]
- 192:** [Zheng-Fischhofer O, Biernat J, Mandelkow EM, Illenberger S, Godemann R, Mandelkow E.](#) Related Articles, Links
 Sequential phosphorylation of Tau by glycogen synthase kinase-3beta and protein kinase A at Thr212 and Ser214 generates the Alzheimer-specific epitope of antibody AT100 and requires a paired-helical-filament-like conformation.
 Eur J Biochem. 1998 Mar 15;252(3):542-52.
 PMID: 9546672 [PubMed - indexed for MEDLINE]
- 193:** [Friedman LM, Matsuda Y, Lazarovici P.](#) Related Articles, Links
 The microbial alkaloid toxin staurosporine blocks the phorbol ester-induced increase in beta-amyloid precursor protein in PC12 cells.
 Nat Toxins. 1997;5(5):173-9.
 PMID: 9496375 [PubMed - indexed for MEDLINE]
- 194:** [Nagai A, Kobayashi S, Shimode K, Imaoka K, Umegae N, Fujihara S, Nakamura M.](#) Related Articles, Links
 No mutations in cystatin C gene in cerebral amyloid angiopathy with cystatin C deposition.
 Mol Chem Neuropathol. 1998 Jan;33(1):63-78.
 PMID: 9493177 [PubMed - indexed for MEDLINE]
- 195:** [Robertson TA, Dutton NS, Martins RN, Roses AD, Kakulas BA, Papadimitriou JM.](#) Related Articles, Links
 Age-related congophilic inclusions in the brains of apolipoprotein E-deficient mice.
 Neuroscience. 1998 Jan;82(1):171-80.
 PMID: 9483513 [PubMed - indexed for MEDLINE]
- 196:** [Morimoto T, Ohsawa I, Takamura C, Ishiguro M, Kohsaka S.](#) Related Articles, Links
 Involvement of amyloid precursor protein in functional synapse formation in cultured hippocampal neurons.
 J Neurosci Res. 1998 Jan 15;51(2):185-95.
 PMID: 9469572 [PubMed - indexed for MEDLINE]
- 197:** [Yanagisawa K, McLaurin J, Michikawa M, Chakrabarty A, Ihara Y.](#) Related Articles, Links
 Amyloid beta-protein (A beta) associated with lipid molecules: immunoreactivity distinct from that of soluble A beta.
 FEBS Lett. 1997 Dec 22;420(1):43-6.
 PMID: 9450547 [PubMed - indexed for MEDLINE]
- 198:** [Shalit F, Sredni B, Rosenblatt-Bin H, Kazimirsky G, Brodie C.](#) Related Articles, Links

Huberman M.



Beta-amyloid peptide induces tumor necrosis factor-alpha and nitric oxide production in murine macrophage cultures.

Neuroreport. 1997 Nov 10;8(16):3577-80.

PMID: 9427329 [PubMed - indexed for MEDLINE]

- 199:** Rossner S, Ueberham U, Yu J, Kirazov L, Schliebs R, Perez-Polo JR, Bigl V. Related Articles, Links



In vivo regulation of amyloid precursor protein secretion in rat neocortex by cholinergic activity.

Eur J Neurosci. 1997 Oct;9(10):2125-34.

PMID: 9421172 [PubMed - indexed for MEDLINE]

- 200:** Sloane JA, Pietropaolo MF, Rosene DL, Moss MB, Peters A, Kemper T, Abraham CR. Related Articles, Links



Lack of correlation between plaque burden and cognition in the aged monkey.

Acta Neuropathol (Berl). 1997 Nov;94(5):471-8.

PMID: 9386780 [PubMed - indexed for MEDLINE]

- 201:** Walker LC. Related Articles, Links



Animal models of cerebral beta-amyloid angiopathy.

Brain Res Brain Res Rev. 1997 Sep 30;25(1):70-84. Review.

PMID: 9370051 [PubMed - indexed for MEDLINE]

- 202:** Goodwin JL, Kehrl ME Jr, Uemura E. Related Articles, Links



Integrin Mac-1 and beta-amyloid in microglial release of nitric oxide.

Brain Res. 1997 Sep 12;768(1-2):279-86.

PMID: 9369326 [PubMed - indexed for MEDLINE]

- 203:** Aizawa Y, Fukatsu R, Takamaru Y, Tsuzuki K, Chiba H, Kobayashi K, Fujii N, Takahata N. Related Articles, Links



Amino-terminus truncated apolipoprotein E is the major species in amyloid deposits in Alzheimer's disease-affected brains: a possible role for apolipoprotein E in Alzheimer's disease.

Brain Res. 1997 Sep 12;768(1-2):208-14.

PMID: 9369317 [PubMed - indexed for MEDLINE]

- 204:** Lahiri DK, Farlow MR, Sambamurti K, Nall C. Related Articles, Links



The effect of tacrine and leupeptin on the secretion of the beta-amyloid precursor protein in HeLa cells.

Life Sci. 1997;61(20):1985-92.

PMID: 9366505 [PubMed - indexed for MEDLINE]

- 205:** Maury CP, Sletten K, Totty N, Kangas H, Liljestrom M. Related Articles, Links



Identification of the circulating amyloid precursor and other gelsolin metabolites in patients with G654A mutation in the gelsolin gene (Finnish familial amyloidosis): pathogenetic and diagnostic implications.

Lab Invest. 1997 Oct;77(4):299-304.

PMID: 9354764 [PubMed - indexed for MEDLINE]


- 206:** Lahiri DK, Farlow MR, Nurnberger JI Jr, Greig NH. Related Articles, Links




Effects of cholinesterase inhibitors on the secretion of beta-amyloid precursor protein in cell cultures.

Ann N Y Acad Sci. 1997 Sep 26;826:416-21.
PMID: 9329715 [PubMed - indexed for MEDLINE]


- 207:** [Friedland RP, Kalaria R, Berridge M, Miraldi F, Hedera P, Reno J, Lyle L, Marotta CA.](#) Related Articles, Links

 Neuroimaging of vessel amyloid in Alzheimer's disease.
Ann N Y Acad Sci. 1997 Sep 26;826:242-7.
PMID: 9329695 [PubMed - indexed for MEDLINE]


- 208:** [Shea TB, Prabhakar S, Ekinci FJ.](#) Related Articles, Links

 Beta-amyloid and ionophore A23187 evoke tau hyperphosphorylation by distinct intracellular pathways: differential involvement of the calpain/protein kinase C system.
J Neurosci Res. 1997 Sep 15;49(6):759-68.
PMID: 9335263 [PubMed - indexed for MEDLINE]


- 209:** [Culvenor JG, Maher F, Evin G, Malchiodi-Albedi F, Cappai R, Underwood JR, Davis JB, Karran EH, Roberts GW, Beyreuther K, Masters CL.](#) Related Articles, Links

 Alzheimer's disease-associated presenilin 1 in neuronal cells: evidence for localization to the endoplasmic reticulum-Golgi intermediate compartment.
J Neurosci Res. 1997 Sep 15;49(6):719-31.
PMID: 9335259 [PubMed - indexed for MEDLINE]


- 210:** [Wu D, Yang J, Pardridge WM.](#) Related Articles, Links

 Drug targeting of a peptide radiopharmaceutical through the primate blood-brain barrier in vivo with a monoclonal antibody to the human insulin receptor.
J Clin Invest. 1997 Oct 1;100(7):1804-12.
PMID: 9312181 [PubMed - indexed for MEDLINE]


- 211:** [Yoshida T, Fukatsu R, Tsuzuki K, Aizawa Y, Hayashi Y, Sasaki N, Takamaru Y, Fujii N, Takahata N.](#) Related Articles, Links

 Amyloid precursor protein, A beta and amyloid-associated proteins involved in chloroquine retinopathy in rats--immunopathological studies.
Brain Res. 1997 Aug 1;764(1-2):283-8.
PMID: 9295226 [PubMed - indexed for MEDLINE]

- 212:** [Morfini G, Quiroga S, Rosa A, Kosik K, Caceres A.](#) Related Articles, Links










 Suppression of KIF2 in PC12 cells alters the distribution of a growth cone nonsynaptic membrane receptor and inhibits neurite extension.
J Cell Biol. 1997 Aug 11;138(3):657-69.
PMID: 9245793 [PubMed - indexed for MEDLINE]









- 213:** [Hamano T, Yoshimura M, Yamazaki T, Shinkai Y, Yanagisawa K, Kuriyama M, Ihara Y.](#) Related Articles, Links









 Amyloid beta-protein (A beta) accumulation in the leptomeninges during aging and in Alzheimer disease.
J Neuropathol Exp Neurol. 1997 Aug;56(8):922-32.
PMID: 9258262 [PubMed - indexed for MEDLINE]









- 214:** [Cutler P, Brown F, Camilleri P, Carpenter D, George A, Gray C, Haran M, Stewart B.](#) Related Articles, Links

The recognition of haemoglobin by antibodies raised for the










-  immunoassay of beta-amyloid.
FEBS Lett. 1997 Jul 28;412(2):341-5.
PMID: 9256248 [PubMed - indexed for MEDLINE]
- 215:** Schmidt ML, Lee VM, Forman M, Chiu TS, Trojanowski JQ. Related Articles, Links
 Monoclonal antibodies to a 100-kd protein reveal abundant A beta-negative plaques throughout gray matter of Alzheimer's disease brains.
Am J Pathol. 1997 Jul;151(1):69-80.
PMID: 9212733 [PubMed - indexed for MEDLINE]
- 216:** Yamada T, Wakabayashi K, Kakihara T, Gejyo F, Takahashi H, Itoh Y. Related Articles, Links
 Further characterization of a monoclonal antibody recognizing apolipoprotein E peptides in amyloid deposits.
Ann Clin Lab Sci. 1997 Jul-Aug;27(4):276-81.
PMID: 9210972 [PubMed - indexed for MEDLINE]
- 217:** Gomez-Isla T, Wasco W, Pettingell WP, Gurubhagavatula S, Schmidt SD, Jondro PD, McNamara M, Rodes LA, DiBlasi T, Growdon WB, Seubert P, Schenk D, Growdon JH, Hyman BT, Tanzi RE. Related Articles, Links
 A novel presenilin-1 mutation: increased beta-amyloid and neurofibrillary changes.
Ann Neurol. 1997 Jun;41(6):809-13.
PMID: 9189043 [PubMed - indexed for MEDLINE]
- 218:** Kim KS, Wegiel J, Sapienza V, Chen J, Hong H, Wisniewski HM. Related Articles, Links
 Immunoreactivity of presenilin-1 in human, rat and mouse brain.
Brain Res. 1997 May 16;757(1):159-63.
PMID: 9200512 [PubMed - indexed for MEDLINE]
- 219:** Ghiso J, Calero M, Matsubara E, Governale S, Chuba J, Beavis R, Wisniewski T, Frangione B. Related Articles, Links
 Alzheimer's soluble amyloid beta is a normal component of human urine.
FEBS Lett. 1997 May 12;408(1):105-8.
PMID: 9180278 [PubMed - indexed for MEDLINE]
- 220:** Sasaki A, Iijima M, Yokoo H, Shoji M, Nakazato Y. Related Articles, Links
 Human choroid plexus is an uniquely involved area of the brain in amyloidosis: a histochemical, immunohistochemical and ultrastructural study.
Brain Res. 1997 May 2;755(2):193-201.
PMID: 9175887 [PubMed - indexed for MEDLINE]
- 221:** Takamatsu J, Kimura T, Kondo A, Iwatsubo T. Related Articles, Links
 Subpial amyloid plaques in the cerebellum in a case of Alzheimer's disease.
Dement Geriatr Cogn Disord. 1997 May-Jun;8(3):157-62.
PMID: 9137893 [PubMed - indexed for MEDLINE]
- 222:** Solomon B, Koppel R, Frankel D, Hanan-Aharon E. Related Articles, Links
 Disaggregation of Alzheimer beta-amyloid by site-directed mAb.
Proc Natl Acad Sci U S A. 1997 Apr 15;94(8):4109-12.
PMID: 9108113 [PubMed - indexed for MEDLINE]

- 223:** [Reyes AE, Perez DR, Alvarez A, Garrido J, Gentry MK, Doctor BP, Inestrosa NC.](#) [Related Articles](#), [Links](#)
-  A monoclonal antibody against acetylcholinesterase inhibits the formation of amyloid fibrils induced by the enzyme.
Biochem Biophys Res Commun. 1997 Mar 27;232(3):652-5.
PMID: 9126330 [PubMed - indexed for MEDLINE]
- 224:** [Xu S, Gaskin F.](#) [Related Articles](#), [Links](#)
-  Increased incidence of anti-beta-amyloid autoantibodies secreted by Epstein-Barr virus transformed B cell lines from patients with Alzheimer's disease.
Mech Ageing Dev. 1997 Mar;94(1-3):213-22.
PMID: 9147373 [PubMed - indexed for MEDLINE]
- 225:** [Chauvet N, Apert C, Dumoulin A, Epelbaum J, Alonso G.](#) [Related Articles](#), [Links](#)
-  Mab22C11 antibody to amyloid precursor protein recognizes a protein associated with specific astroglial cells of the rat central nervous system characterized by their capacity to support axonal outgrowth.
J Comp Neurol. 1997 Jan 27;377(4):550-64.
PMID: 9007192 [PubMed - indexed for MEDLINE]
- 226:** [McDermott JR, Gibson AM.](#) [Related Articles](#), [Links](#)
-  Degradation of Alzheimer's beta-amyloid protein by human and rat brain peptidases: involvement of insulin-degrading enzyme.
Neurochem Res. 1997 Jan;22(1):49-56.
PMID: 9021762 [PubMed - indexed for MEDLINE]
- 227:** [Mann DM, Iwatsubo T, Nochlin D, Sumi SM, Levy-Lahad E, Bird TD.](#) [Related Articles](#), [Links](#)
-  Amyloid (Abeta) deposition in chromosome 1-linked Alzheimer's disease: the Volga German families.
Ann Neurol. 1997 Jan;41(1):52-7.
PMID: 9005865 [PubMed - indexed for MEDLINE]
- 228:** [Niwa T, Katsuzaki T, Miyazaki S, Momoi T, Akiba T, Miyazaki T, Nokura K, Hayase F, Tatemichi N, Takei Y.](#) [Related Articles](#), [Links](#)
-  Amyloid beta 2-microglobulin is modified with imidazolone, a novel advanced glycation end product, in dialysis-related amyloidosis.
Kidney Int. 1997 Jan;51(1):187-94.
PMID: 8995733 [PubMed - indexed for MEDLINE]
- 229:** [Pallister C, Jung SS, Shaw I, Nalbantoglu J, Gauthier S, Cashman NR.](#) [Related Articles](#), [Links](#)
-  Lymphocyte content of amyloid precursor protein is increased in Down's syndrome and aging.
Neurobiol Aging. 1997 Jan-Feb;18(1):97-103.
PMID: 8983037 [PubMed - indexed for MEDLINE]
- 230:** [Philippe B, Brion JP, Coppens E, Octave JN.](#) [Related Articles](#), [Links](#)
-  Generation of a monoclonal antibody to the carboxy-terminal domain of tau by immunization with the amino-terminal domain of the amyloid precursor protein.
J Neurosci Res. 1996 Dec 15;46(6):709-19.
PMID: 8978505 [PubMed - indexed for MEDLINE]

- 231:** [Wang R, Sweeney D, Gandy SE, Sisodia SS.](#) Related Articles, Links
 The profile of soluble amyloid beta protein in cultured cell media. Detection and quantification of amyloid beta protein and variants by immunoprecipitation-mass spectrometry. J Biol Chem. 1996 Dec 13;271(50):31894-902. PMID: 8943233 [PubMed - indexed for MEDLINE]
- 232:** [Nielson KA, Cummings BJ, Cotman CW.](#) Related Articles, Links
 Constructional apraxia in Alzheimer's disease correlates with neuritic neuropathology in occipital cortex. Brain Res. 1996 Nov 25;741(1-2):284-93. PMID: 9001734 [PubMed - indexed for MEDLINE]
- 233:** [Citron M, Diehl TS, Gordon G, Biere AL, Seubert P, Selkoe DJ.](#) Related Articles, Links
 Evidence that the 42- and 40-amino acid forms of amyloid beta protein are generated from the beta-amyloid precursor protein by different protease activities. Proc Natl Acad Sci U S A. 1996 Nov 12;93(23):13170-5. PMID: 8917563 [PubMed - indexed for MEDLINE]
- 234:** [Jung SS, Nalbantoglu J, Cashman NR.](#) Related Articles, Links
 Alzheimer's beta-amyloid precursor protein is expressed on the surface of immediately ex vivo brain cells: a flow cytometric study. J Neurosci Res. 1996 Nov 1;46(3):336-48. PMID: 8933373 [PubMed - indexed for MEDLINE]
- 235:** [Stephens DJ, Austen BM.](#) Related Articles, Links
 Metabolites of the beta-amyloid precursor protein generated by beta-secretase localise to the trans-Golgi network and late endosome in 293 cells. J Neurosci Res. 1996 Oct 15;46(2):211-25. PMID: 8915898 [PubMed - indexed for MEDLINE]
- 236:** [Niwa T, Sato M, Katsuzaki T, Tomoo T, Miyazaki T, Tatemichi N, Takei Y, Kondo T.](#) Related Articles, Links
 Amyloid beta 2-microglobulin is modified with N epsilon-(carboxymethyl)lysine in dialysis-related amyloidosis. Kidney Int. 1996 Oct;50(4):1303-9. PMID: 8887292 [PubMed - indexed for MEDLINE]
- 237:** [De La Monte SM, Carlson RI, Brown NV, Wands JR.](#) Related Articles, Links
 Profiles of neuronal thread protein expression in Alzheimer's disease. J Neuropathol Exp Neurol. 1996 Oct;55(10):1038-50. PMID: 8858001 [PubMed - indexed for MEDLINE]
- 238:** [Storey E, Spurck T, Pickett-Heaps J, Beyreuther K, Masters CL.](#) Related Articles, Links
 The amyloid precursor protein of Alzheimer's disease is found on the surface of static but not activity motile portions of neurites. Brain Res. 1996 Sep 30;735(1):59-66. PMID: 8905170 [PubMed - indexed for MEDLINE]
- 239:** [Ida N, Hartmann T, Pantel J, Schroder J, Zerfass R, Forstl H, Sandbrink R, Masters CL, Beyreuther K.](#) Related Articles, Links

-  Analysis of heterogeneous A4 peptides in human cerebrospinal fluid and blood by a newly developed sensitive Western blot assay.
J Biol Chem. 1996 Sep 13;271(37):22908-14.
PMID: 8798471 [PubMed - indexed for MEDLINE]
- 240:** [Kanemaru K, Iwatsubo T, Ihara Y.](#) Related Articles, Links
-  Comparable amyloid beta-protein (A beta) 42(43) and A beta 40 deposition in the aged monkey brain.
Neurosci Lett. 1996 Aug 23;214(2-3):196-8.
PMID: 8878117 [PubMed - indexed for MEDLINE]
- 241:** [Bullido MJ, Munoz-Fernandez MA, Recuero M, Fresno M, Valdivieso F.](#) Related Articles, Links
-  Alzheimer's amyloid precursor protein is expressed on the surface of hematopoietic cells upon activation.
Biochim Biophys Acta. 1996 Aug 21;1313(1):54-62.
PMID: 8781550 [PubMed - indexed for MEDLINE]
- 242:** [Mann DM, Iwatsubo T, Cairns NJ, Lantos PL, Nochlin D, Sumi SM, Bird TD, Poorkaj P, Hardy J, Hutton M, Prihar G, Crook R, Rossor MN, Haltia M.](#) Related Articles, Links
-  Amyloid beta protein (Abeta) deposition in chromosome 14-linked Alzheimer's disease: predominance of Abeta42(43).
Ann Neurol. 1996 Aug;40(2):149-56.
PMID: 8773595 [PubMed - indexed for MEDLINE]
- 243:** [Wegiel J, Wisniewski HM, Dziewiatkowski J, Tarnawski M, Dziewiatkowska A, Morys J, Soltysiak Z, Kim KS.](#) Related Articles, Links
-  Subpopulation of dogs with severe brain parenchymal beta amyloidosis distinguished with cluster analysis.
Brain Res. 1996 Jul 22;728(1):20-6.
PMID: 8864293 [PubMed - indexed for MEDLINE]
- 244:** [Koudinov AR, Koudinova NV, Kumar A, Beavis RC, Ghiso J.](#) Related Articles, Links
-  Biochemical characterization of Alzheimer's soluble amyloid beta protein in human cerebrospinal fluid: association with high density lipoproteins.
Biochem Biophys Res Commun. 1996 Jun 25;223(3):592-7.
PMID: 8687441 [PubMed - indexed for MEDLINE]
- 245:** [Yanagisawa K, Asami-Odaka A, Suzuki N, Ihara Y.](#) Related Articles, Links
-  Fractionation of amyloid beta-protein (A beta) in Alzheimer's disease and Down's syndrome brains. Presence of membrane-bound A beta.
Ann N Y Acad Sci. 1996 Jun 15;786:184-94.
PMID: 8687018 [PubMed - indexed for MEDLINE]
- 246:** [Mann DM, Iwatsubo T.](#) Related Articles, Links
-  Diffuse plaques in the cerebellum and corpus striatum in Down's syndrome contain amyloid beta protein (A beta) only in the form of A beta 42(43).
Neurodegeneration. 1996 Jun;5(2):115-20.
PMID: 8819131 [PubMed - indexed for MEDLINE]
- 247:** [Fraser SP, Suh YH, Chong YH, Djamgoz MB.](#) Related Articles, Links

Membrane currents induced in *Xenopus* oocytes by the C-terminal

-  fragment of the beta-amyloid precursor protein.
J Neurochem. 1996 May;66(5):2034-40.
PMID: 8780033 [PubMed - indexed for MEDLINE]
- 248:** [Conn KJ, Pietropaolo M, Ju ST, Abraham CR.](#) Related Articles, Links
-  Monoclonal antibodies against the human metalloprotease EC 3.4.24.15 label neurofibrillary tangles in Alzheimer's disease brain.
J Neurochem. 1996 May;66(5):2011-8.
PMID: 8780030 [PubMed - indexed for MEDLINE]
- 249:** [Yamazaki T, Koo EH, Selkoe DJ.](#) Related Articles, Links
-  Trafficking of cell-surface amyloid beta-protein precursor. II. Endocytosis, recycling and lysosomal targeting detected by immunolocalization.
J Cell Sci. 1996 May;109 (Pt 5):999-1008.
PMID: 8743947 [PubMed - indexed for MEDLINE]
- 250:** [Koo EH, Squazzo SL, Selkoe DJ, Koo CH.](#) Related Articles, Links
-  Trafficking of cell-surface amyloid beta-protein precursor. I. Secretion, endocytosis and recycling as detected by labeled monoclonal antibody.
J Cell Sci. 1996 May;109 (Pt 5):991-8.
PMID: 8743946 [PubMed - indexed for MEDLINE]
- 251:** [Tamaoka A, Endoh R, Shoji S, Takahashi H, Hirokawa K, Teplow DB, Selkoe DJ, Mori H.](#) Related Articles, Links
-  Antibodies to amyloid beta protein (A beta) crossreact with glyceraldehyde-3-phosphate dehydrogenase (GAPDH).
Neurobiol Aging. 1996 May-Jun;17(3):405-14.
PMID: 8725902 [PubMed - indexed for MEDLINE]
- 252:** [Zlokovic BV, Martel CL, Matsubara E, McComb JG, Zheng G, McCluskey RT, Frangione B, Ghiso J.](#) Related Articles, Links
-  Glycoprotein 330/megalín: probable role in receptor-mediated transport of apolipoprotein J alone and in a complex with Alzheimer disease amyloid beta at the blood-brain and blood-cerebrospinal fluid barriers.
Proc Natl Acad Sci U S A. 1996 Apr 30;93(9):4229-34.
PMID: 8633046 [PubMed - indexed for MEDLINE]
- 253:** [Nelson PT, Saper CB.](#) Related Articles, Links
-  Injections of okadaic acid, but not beta-amyloid peptide, induce Alz-50 immunoreactive dystrophic neurites in the cerebral cortex of sheep.
Neurosci Lett. 1996 Apr 19;208(2):77-80.
PMID: 8859894 [PubMed - indexed for MEDLINE]
- 254:** [Nagy JI, Hossain MZ, Hertzberg EL, Marotta CA.](#) Related Articles, Links
-  Induction of connexin43 and gap junctional communication in PC12 cells overexpressing the carboxy terminal region of amyloid precursor protein.
J Neurosci Res. 1996 Apr 15;44(2):124-32.
PMID: 8723220 [PubMed - indexed for MEDLINE]
- 255:** [Turner RS, Suzuki N, Chyung AS, Younkin SG, Lee VM.](#) Related Articles, Links
-  Amyloids beta40 and beta42 are generated intracellularly in cultured human neurons and their secretion increases with maturation.

J Biol Chem. 1996 Apr 12;271(15):8966-70.
PMID: 8621541 [PubMed - indexed for MEDLINE]

- 256:** [Schoonover S, Davies P, Bowser R.](#) Related Articles, Links



Immunolocalization and redistribution of the FAC1 protein in Alzheimer's disease.

J Neuropathol Exp Neurol. 1996 Apr;55(4):444-55.
PMID: 8786404 [PubMed - indexed for MEDLINE]

- 257:** [Mann DM, Iwatsubo T, Ihara Y, Cairns NJ, Lantos PL, Bogdanovic N, Lannfelt L, Winblad B, Maat-Schieman ML, Rossor MN.](#) Related Articles, Links



Predominant deposition of amyloid-beta 42(43) in plaques in cases of Alzheimer's disease and hereditary cerebral hemorrhage associated with mutations in the amyloid precursor protein gene.

Am J Pathol. 1996 Apr;148(4):1257-66.
PMID: 8644866 [PubMed - indexed for MEDLINE]

- 258:** [Zhang M, Olsson Y.](#) Related Articles, Links



Beta-amyloid precursor protein accumulates in axons around hematogenous metastases of the human brain: immunohistochemical observations.

Clin Neuropathol. 1996 Mar-Apr;15(2):74-8.
PMID: 8925600 [PubMed - indexed for MEDLINE]

- 259:** [Liberski PP, Yanagihara R, Brown P, Kordek R, Kloszewska I, Bratosiewicz J, Gajdusek DC.](#) Related Articles, Links



Microwave treatment enhances the immunostaining of amyloid deposits in both the transmissible and non-transmissible brain amyloidoses.

Neurodegeneration. 1996 Mar;5(1):95-9.
PMID: 8731388 [PubMed - indexed for MEDLINE]

- 260:** [Konig G, Graham P, Bushnell A, Webster S, Wunderlich D, Perlmutter LS.](#) Related Articles, Links



Development and characterization of a monoclonal antibody 369.2B specific for the carboxyl-terminus of the beta A4 peptide.

Ann N Y Acad Sci. 1996 Jan 17;777:344-55.
PMID: 8624111 [PubMed - indexed for MEDLINE]

- 261:** [Solomon B, Koppel R, Hanan E, Katzav T.](#) Related Articles, Links



Monoclonal antibodies inhibit in vitro fibrillar aggregation of the Alzheimer beta-amyloid peptide.

Proc Natl Acad Sci U S A. 1996 Jan 9;93(1):452-5.
PMID: 8552659 [PubMed - indexed for MEDLINE]

- 262:** [Nakano N, Fukatsu R, Fujii M, Miyazawa J, Utsumi K, Hayashi S, Midorikawa Y, Tsuzuki K, Takahata N.](#) Related Articles, Links



[Relationship between SPECT and pathological alterations in Alzheimer's disease--a study of a case with left-hemisphere dominant lesions]

Seishin Shinkeigaku Zasshi. 1996;98(7):441-59. Japanese.
PMID: 8911088 [PubMed - indexed for MEDLINE]

- 263:** [Lahiri DK, Farlow MR.](#) Related Articles, Links



Differential effect of tacrine and physostigmine on the secretion of the

beta-amyloid precursor protein in cell lines.

J Mol Neurosci. 1996 Spring;7(1):41-9.

PMID: 8835781 [PubMed - indexed for MEDLINE]

- 264:** [Mann DM, Iwatsubo T, Snowden JS.](#) Related Articles, Links



Atypical amyloid (A beta) deposition in the cerebellum in Alzheimer's disease: an immunohistochemical study using end-specific A beta monoclonal antibodies.

Acta Neuropathol (Berl). 1996;91(6):647-53.

PMID: 8781665 [PubMed - indexed for MEDLINE]

- 265:** [Southwick PC, Yamagata SK, Echols CL Jr, Higson GJ, Neynaber SA, Parson RE, Munroe WA.](#) Related Articles, Links



Assessment of amyloid beta protein in cerebrospinal fluid as an aid in the diagnosis of Alzheimer's disease.

J Neurochem. 1996 Jan;66(1):259-65.

PMID: 8522962 [PubMed - indexed for MEDLINE]

- 266:** [Tsuzuki K, Fukatsu R, Takamaru Y, Yoshida T, Hayashi Y, Yamaguchi H, Fujii N, Takahata N.](#) Related Articles, Links



Amyloid beta protein in rat soleus muscle in chloroquine-induced myopathy using end-specific antibodies for A beta 40 and A beta 42: immunohistochemical evidence for amyloid beta protein.

Neurosci Lett. 1995 Dec 29;202(1-2):77-80.

PMID: 8787835 [PubMed - indexed for MEDLINE]

- 267:** [Nakamura S, Tamaoka A, Sawamura N, Shoji S, Nakayama H, Ono F, Sakakibara I, Yoshikawa Y, Mori H, Goto N, et al.](#) Related Articles, Links



Carboxyl end-specific monoclonal antibodies to amyloid beta protein (A beta) subtypes (A beta 40 and A beta 42(43)) differentiate A beta in senile plaques and amyloid angiopathy in brains of aged cynomolgus monkeys.

Neurosci Lett. 1995 Dec 8;201(2):151-4.

PMID: 8848240 [PubMed - indexed for MEDLINE]

- 268:** [Sunaga K, Takahashi H, Chuang DM, Ishitani R.](#) Related Articles, Links



Glyceraldehyde-3-phosphate dehydrogenase is over-expressed during apoptotic death of neuronal cultures and is recognized by a monoclonal antibody against amyloid plaques from Alzheimer's brain.

Neurosci Lett. 1995 Nov 17;200(2):133-6.

PMID: 8614562 [PubMed - indexed for MEDLINE]

- 269:** [Saito Y, Buciak J, Yang J, Pardridge WM.](#) Related Articles, Links



Vector-mediated delivery of 125I-labeled beta-amyloid peptide A beta 1-40 through the blood-brain barrier and binding to Alzheimer disease amyloid of the A beta 1-40/vector complex.

Proc Natl Acad Sci U S A. 1995 Oct 24;92(22):10227-31.

PMID: 7479757 [PubMed - indexed for MEDLINE]









- 270:** [Gehrmann J, Banati RB, Cuzner ML, Kreutzberg GW, Newcombe J.](#) Related Articles, Links












Amyloid precursor protein (APP) expression in multiple sclerosis lesions.

Glia. 1995 Oct;15(2):141-51.









PMID: 8567065 [PubMed - indexed for MEDLINE]










- 271:** [Link CD.](#) Related Articles, Links
-  Expression of human beta-amyloid peptide in transgenic *Caenorhabditis elegans*.
Proc Natl Acad Sci U S A. 1995 Sep 26;92(20):9368-72.
PMID: 7568134 [PubMed - indexed for MEDLINE]
- 272:** [Carretero MT, Harrington CR, Wischik CM.](#) Related Articles, Links
-  Changes in a CSF antigen associated with dementia.
Dementia. 1995 Sep-Oct;6(5):281-5.
PMID: 8528375 [PubMed - indexed for MEDLINE]
- 273:** [Clarris HJ, Key B, Beyreuther K, Masters CL, Small DH.](#) Related Articles, Links
-  Expression of the amyloid protein precursor of Alzheimer's disease in the developing rat olfactory system.
Brain Res Dev Brain Res. 1995 Aug 28;88(1):87-95.
PMID: 7493410 [PubMed - indexed for MEDLINE]
- 274:** [Mann DM, Pickering-Brown SM, Siddons MA, Iwatsubo T, Ihara Y, Asami-Odaka A, Suzuki N.](#) Related Articles, Links
-  The extent of amyloid deposition in brain in patients with Down's syndrome does not depend upon the apolipoprotein E genotype.
Neurosci Lett. 1995 Aug 18;196(1-2):105-8.
PMID: 7501233 [PubMed - indexed for MEDLINE]
- 275:** [Webster MT, Groome N, Francis PT, Pearce BR, Sherriff FE, Thinakaran G, Felsenstein KM, Wasco W, Tanzi RE, Bowen DM.](#) Related Articles, Links
-  A novel protein, amyloid precursor-like protein 2, is present in human brain, cerebrospinal fluid and conditioned media.
Biochem J. 1995 Aug 15;310 (Pt 1):95-9.
PMID: 7646477 [PubMed - indexed for MEDLINE]
- 276:** [Davis DR, Brion JP, Couck AM, Gallo JM, Hanger DP, Ladhani K, Lewis C, Miller CC, Rupniak T, Smith C, et al.](#) Related Articles, Links
-  The phosphorylation state of the microtubule-associated protein tau as affected by glutamate, colchicine and beta-amyloid in primary rat cortical neuronal cultures.
Biochem J. 1995 Aug 1;309 (Pt 3):941-9.
PMID: 7639714 [PubMed - indexed for MEDLINE]
- 277:** [Crino PB, Martin JA, Hill WD, Greenberg B, Lee VM, Trojanowski JQ.](#) Related Articles, Links
-  Beta-Amyloid peptide and amyloid precursor proteins in olfactory mucosa of patients with Alzheimer's disease, Parkinson's disease, and Down syndrome.
Ann Otol Rhinol Laryngol. 1995 Aug;104(8):655-61.
PMID: 7639477 [PubMed - indexed for MEDLINE]
- 278:** [Kounnas MZ, Moir RD, Rebeck GW, Bush AI, Argraves WS, Tanzi RE, Hyman BT, Strickland DK.](#) Related Articles, Links
-  LDL receptor-related protein, a multifunctional ApoE receptor, binds secreted beta-amyloid precursor protein and mediates its degradation.
Cell. 1995 Jul 28;82(2):331-40.
PMID: 7543026 [PubMed - indexed for MEDLINE]
- 279:** [Zaidi SH, Malter JS.](#) Related Articles, Links










-  Nucleolin and heterogeneous nuclear ribonucleoprotein C proteins specifically interact with the 3'-untranslated region of amyloid protein precursor mRNA.
J Biol Chem. 1995 Jul 21;270(29):17292-8.
PMID: 7615529 [PubMed - indexed for MEDLINE]
- 280:** [Banati RB, Gehrman J, Lannes-Vieira J, Wekerle H, Kreutzberg GW.](#) [Related Articles, Links](#)
Inflammatory reaction in experimental autoimmune encephalomyelitis (EAE) is accompanied by a microglial expression of the beta A4-amyloid precursor protein (APP).
Glia. 1995 Jul;14(3):209-15.
PMID: 7591032 [PubMed - indexed for MEDLINE]
- 281:** [Harigaya Y, Shoji M, Kawarabayashi T, Kanai M, Nakamura T, Iizuka T, Igeta Y, Saido TC, Sahara N, Mori H, et al.](#) [Related Articles, Links](#)
Modified amyloid beta protein ending at 42 or 40 with different solubility accumulates in the brain of Alzheimer's disease.
Biochem Biophys Res Commun. 1995 Jun 26;211(3):1015-22.
PMID: 7598687 [PubMed - indexed for MEDLINE]
- 282:** [Griffith LS, Mathes M, Schmitz B.](#) [Related Articles, Links](#)
Beta-amyloid precursor protein is modified with O-linked N-acetylglucosamine.
J Neurosci Res. 1995 Jun 1;41(2):270-8.
PMID: 7650762 [PubMed - indexed for MEDLINE]
- 283:** [Golabek A, Marques MA, Lalowski M, Wisniewski T.](#) [Related Articles, Links](#)
Amyloid beta binding proteins in vitro and in normal human cerebrospinal fluid.
Neurosci Lett. 1995 May 19;191(1-2):79-82.
PMID: 7659297 [PubMed - indexed for MEDLINE]
- 284:** [Yamada T, Kobayashi T.](#) [Related Articles, Links](#)
The mutation in amyloid precursor protein inhibits both alpha- and beta-secretion.
Neurosci Lett. 1995 May 19;191(1-2):103-6.
PMID: 7659274 [PubMed - indexed for MEDLINE]
- 285:** [Tamaoka A, Sawamura N, Odaka A, Suzuki N, Mizusawa H, Shoji S, Mori H.](#) [Related Articles, Links](#)
Amyloid beta protein 1-42/43 (A beta 1-42/43) in cerebellar diffuse plaques: enzyme-linked immunosorbent assay and immunocytochemical study.
Brain Res. 1995 May 8;679(1):151-6.
PMID: 7648258 [PubMed - indexed for MEDLINE]
- 286:** [Fang Q, Kannapell CC, Fu SM, Xu S, Gaskin F.](#) [Related Articles, Links](#)
VH and VL gene usage by anti-beta-amyloid autoantibodies in Alzheimer's disease: detection of highly mutated V regions in both heavy and light chains.
Clin Immunol Immunopathol. 1995 May;75(2):159-67.
PMID: 7704974 [PubMed - indexed for MEDLINE]
- 287:** [Anderton BH, Brion JP, Couck AM, Davis DR, Gallo JM.](#) [Related Articles, Links](#)









- Hanger DP, Ladhani K, Latimer DA, Lewis C, Lovestone S, et al.
-  Modulation of PHF-like tau phosphorylation in cultured neurones and transfected cells.
Neurobiol Aging. 1995 May-Jun;16(3):389-97; discussion 398-402.
PMID: 7566348 [PubMed - indexed for MEDLINE]
- 288:** Cazorla P, Aldudo J, Haas C, Vazquez J, Valdivieso F, Bullido MJ. Related Articles, Links
-  Location of an epitope shared by Alzheimer's amyloid peptide and brain creatine kinase using a newly developed monoclonal antibody.
Biochim Biophys Acta. 1995 Apr 24;1270(2-3):149-56.
PMID: 7537106 [PubMed - indexed for MEDLINE]
- 289:** Oohira A, Kushima Y, Matsui F, Watanabe E. Related Articles, Links
-  Detection of Alzheimer's beta-amyloid precursor related proteins bearing chondroitin sulfate both in the juvenile rat brain and in the conditioned medium of primary cultured astrocytes.
Neurosci Lett. 1995 Apr 7;189(1):25-8.
PMID: 7603617 [PubMed - indexed for MEDLINE]
- 290:** Yamazaki T, Selkoe DJ, Koo EH. Related Articles, Links
-  Trafficking of cell surface beta-amyloid precursor protein: retrograde and transcytotic transport in cultured neurons.
J Cell Biol. 1995 Apr;129(2):431-42.
PMID: 7721945 [PubMed - indexed for MEDLINE]
- 291:** Gravina SA, Ho L, Eckman CB, Long KE, Otvos L Jr, Younkin LH, Suzuki N, Younkin SG. Related Articles, Links
-  Amyloid beta protein (A beta) in Alzheimer's disease brain. Biochemical and immunocytochemical analysis with antibodies specific for forms ending at A beta 40 or A beta 42(43).
J Biol Chem. 1995 Mar 31;270(13):7013-6.
PMID: 7706234 [PubMed - indexed for MEDLINE]
- 292:** Kim CS, Han YF, Etcheberrigaray R, Nelson TJ, Olds JL, Yoshioka T, Alkon DL. Related Articles, Links
-  Alzheimer and beta-amyloid-treated fibroblasts demonstrate a decrease in a memory-associated GTP-binding protein, Cp20.
Proc Natl Acad Sci U S A. 1995 Mar 28;92(7):3060-4.
PMID: 7708775 [PubMed - indexed for MEDLINE]
- 293:** Okamoto T, Takeda S, Murayama Y, Ogata E, Nishimoto I. Related Articles, Links
-  Ligand-dependent G protein coupling function of amyloid transmembrane precursor.
J Biol Chem. 1995 Mar 3;270(9):4205-8.
PMID: 7876177 [PubMed - indexed for MEDLINE]
- 294:** Golden JA, Nielsen GP, Pober BR, Hyman BT. Related Articles, Links
-  The neuropathology of Williams syndrome. Report of a 35-year-old man with presenile beta/A4 amyloid plaques and neurofibrillary tangles.
Arch Neurol. 1995 Feb;52(2):209-12.
PMID: 7848137 [PubMed - indexed for MEDLINE]
- 295:** Kataoka H, Seguchi K, Iwamura T, Moriyama T, Nabeshima K. Related Articles, Links

Koono M.










-  Reverse-zymographic analysis of protease nexin-II/amyloid beta protein precursor of human carcinoma cell lines, with special reference to the grade of differentiation and metastatic phenotype.
Int J Cancer. 1995 Jan 3;60(1):123-8.
PMID: 7814144 [PubMed - indexed for MEDLINE]
- 296:** Maslinska D, Kaluza J. Related Articles, Links
-  Overexpression of amyloid precursor protein of Alzheimer's type in brains of intoxicated children.
Folia Neuropathol. 1995;33(3):129-33.
PMID: 8705279 [PubMed - indexed for MEDLINE]
- 297:** Cabal A, Alonso-Cortina V, Gonzalez-Vazquez LO, Naves FJ, Del Valle ME, Vega JA. Related Articles, Links
-  beta-Amyloid precursor protein (beta APP) in human gut with special reference to the enteric nervous system.
Brain Res Bull. 1995;38(5):417-23.
PMID: 8665264 [PubMed - indexed for MEDLINE]
- 298:** Mann DM, Iwatsubo T, Fukumoto H, Ihara Y, Odaka A, Suzuki N. Related Articles, Links
-  Microglial cells and amyloid beta protein (A beta) deposition; association with A beta 40-containing plaques.
Acta Neuropathol (Berl). 1995;90(5):472-7.
PMID: 8560980 [PubMed - indexed for MEDLINE]
- 299:** Reig S, Buee-Scherrer V, Mourton-Gilles C, Defossez A, Delacourte A, Beauvillain JC, Mazzuca M. Related Articles, Links
-  Immunogold labelling of paired helical filaments and amyloid fibrils by specific monoclonal and polyclonal antibodies.
Acta Neuropathol (Berl). 1995;90(5):441-7.
PMID: 8560975 [PubMed - indexed for MEDLINE]
- 300:** Liberski PP, Kloszewska I, Kordek R, Bratosiewicz J, Omulecka A, Papierz W, Alwasiak J. Related Articles, Links
-  Diagnosis of Alzheimer's disease with commercially available anti-beta peptide (beta A4) antibodies following microwave oven pretreatment.
Pol J Pathol. 1995;46(1):43-6.
PMID: 7780697 [PubMed - indexed for MEDLINE]
- 301:** Mangone CA, Castano EM, Levy E, Abiusi G, Wisniewski T, Marques MR, Faccio E, Gorelick PB, Frangione B, Sica RE. Related Articles, Links
-  Early onset Alzheimer's disease in a South American pedigree from Argentina.
Acta Neurol Scand. 1995 Jan;91(1):6-13.
PMID: 7732777 [PubMed - indexed for MEDLINE]
- 302:** Mena R, Edwards P, Perez-Olvera O, Wischik CM. Related Articles, Links
-  Monitoring pathological assembly of tau and beta-amyloid proteins in Alzheimer's disease.
Acta Neuropathol (Berl). 1995;89(1):50-6.
PMID: 7709731 [PubMed - indexed for MEDLINE]
- 303:** Yasuhara O, Matsuo A, Tooyama I, Kimura H, McGeer EG, McGeer PL. Related Articles, Links










-  Pick's disease immunohistochemistry: new alterations and Alzheimer's disease comparisons.
Acta Neuropathol (Berl). 1995;89(4):322-30.
PMID: 7610763 [PubMed - indexed for MEDLINE]
- 304:** Pirttila T, Kim KS, Mehta PD, Frey H, Wisniewski HM. Related Articles, Links
-  Soluble amyloid beta-protein in the cerebrospinal fluid from patients with Alzheimer's disease, vascular dementia and controls.
J Neurol Sci. 1994 Dec 1;127(1):90-5.
PMID: 7699397 [PubMed - indexed for MEDLINE]
- 305:** Neill D, Hughes D, Edwardson JA, Rima BK, Allsop D. Related Articles, Links
-  Human IMR-32 neuroblastoma cells as a model cell line in Alzheimer's disease research.
J Neurosci Res. 1994 Nov 1;39(4):482-93.
PMID: 7884825 [PubMed - indexed for MEDLINE]
- 306:** Katsetos CD, Krishna L, Friedberg E, Reidy J, Karkavelas G, Savory J. Related Articles, Links
-  Lobar pilocytic astrocytomas of the cerebral hemispheres: II. Pathobiology--morphogenesis of the eosinophilic granular bodies.
Clin Neuropathol. 1994 Nov-Dec;13(6):306-14.
PMID: 7851045 [PubMed - indexed for MEDLINE]
- 307:** McGeer PL, Klegeris A, Walker DG, Yasuhara O, McGeer EG. Related Articles, Links
-  Pathological proteins in senile plaques.
Tohoku J Exp Med. 1994 Nov;174(3):269-77.
PMID: 7761992 [PubMed - indexed for MEDLINE]
- 308:** Yang F, Mak K, Vinters HV, Frautschy SA, Cole GM. Related Articles, Links
-  Monoclonal antibody to the C-terminus of beta-amyloid.
Neuroreport. 1994 Oct 27;5(16):2117-20.
PMID: 7865758 [PubMed - indexed for MEDLINE]
- 309:** Burke WJ, Galvin NJ, Chung HD, Stoff SA, Gillespie KN, Cataldo AM, Nixon RA. Related Articles, Links
-  Degenerative changes in epinephrine tonic vasomotor neurons in Alzheimer's disease.
Brain Res. 1994 Oct 24;661(1-2):35-42.
PMID: 7834382 [PubMed - indexed for MEDLINE]
- 310:** Kimura T, Hisano T, Yoshida H, Ueda K, Miyakawa T. Related Articles, Links
-  Re-evaluation of classic senile plaques by three-dimensional analysis.
J Neurol. 1994 Oct;241(10):624-7.
PMID: 7836967 [PubMed - indexed for MEDLINE]
- 311:** Dreyer RN, Bausch KM, Fracasso P, Hammond LJ, Wunderlich D, Wirak DO, Davis G, Brini CM, Buckholz TM, Konig G, et al. Related Articles, Links
-  Processing of the pre-beta-amyloid protein by cathepsin D is enhanced by a familial Alzheimer's disease mutation.
Eur J Biochem. 1994 Sep 1;224(2):265-71.
PMID: 7523115 [PubMed - indexed for MEDLINE]
- 312:** Durham HD, Minotti S, Dooley NP, Nalbantoglu J. Related Articles, Links

-  Expression of the intermediate filament-associated protein related to beta-amyloid precursor protein is developmentally regulated in cultured cells.
J Neurosci Res. 1994 Aug 15;38(6):629-39.
PMID: 7807580 [PubMed - indexed for MEDLINE]
- 313:** Iwatsubo T, Odaka A, Suzuki N, Mizusawa H, Nukina N, Ihara Y. Related Articles, Links
Y.
-  Visualization of A beta 42(43) and A beta 40 in senile plaques with end-specific A beta monoclonals: evidence that an initially deposited species is A beta 42(43).
Neuron. 1994 Jul;13(1):45-53.
PMID: 8043280 [PubMed - indexed for MEDLINE]
- 314:** Walker LC, Price DL, Voytko ML, Schenk DB. Related Articles, Links
-  Labeling of cerebral amyloid in vivo with a monoclonal antibody.
J Neuropathol Exp Neurol. 1994 Jul;53(4):377-83.
PMID: 8021711 [PubMed - indexed for MEDLINE]
- 315:** Koo EH, Squazzo SL. Related Articles, Links
-  Evidence that production and release of amyloid beta-protein involves the endocytic pathway.
J Biol Chem. 1994 Jul 1;269(26):17386-9.
PMID: 8021238 [PubMed - indexed for MEDLINE]
- 316:** Perlmutter LS, Myers MA, Barron E. Related Articles, Links
-  Vascular basement membrane components and the lesions of Alzheimer's disease: light and electron microscopic analyses.
Microsc Res Tech. 1994 Jun 15;28(3):204-15.
PMID: 8068983 [PubMed - indexed for MEDLINE]
- 317:** Clarris HJ, Nurcombe V, Small DH, Beyreuther K, Masters CL. Related Articles, Links
-  Secretion of nerve growth factor from septum stimulates neurite outgrowth and release of the amyloid protein precursor of Alzheimer's disease from hippocampal explants.
J Neurosci Res. 1994 Jun 15;38(3):248-58.
PMID: 7932862 [PubMed - indexed for MEDLINE]
- 318:** Kurochkin IV, Goto S. Related Articles, Links
-  Alzheimer's beta-amyloid peptide specifically interacts with and is degraded by insulin degrading enzyme.
FEBS Lett. 1994 May 23;345(1):33-7.
PMID: 8194595 [PubMed - indexed for MEDLINE]
- 319:** Jakes R, Spillantini MG, Goedert M. Related Articles, Links
-  Identification of two distinct synucleins from human brain.
FEBS Lett. 1994 May 23;345(1):27-32.
PMID: 8194594 [PubMed - indexed for MEDLINE]
- 320:** Tabaton M, Nunzi MG, Xue R, Usiak M, Autilio-Gambetti L, Gambetti P. Related Articles, Links
-  Soluble amyloid beta-protein is a marker of Alzheimer amyloid in brain but not in cerebrospinal fluid.
Biochem Biophys Res Commun. 1994 May 16;200(3):1598-603.
PMID: 8185615 [PubMed - indexed for MEDLINE]

- 321:** [Murphy GM Jr, Forno LS, Higgins L, Scardina JM, Eng LF, Cordell B.](#) Related Articles, Links
 Development of a monoclonal antibody specific for the COOH-terminal of beta-amyloid 1-42 and its immunohistochemical reactivity in Alzheimer's disease and related disorders.
 Am J Pathol. 1994 May;144(5):1082-8.
 PMID: 8178931 [PubMed - indexed for MEDLINE]
- 322:** [Stanley LC, Mrak RE, Woody RC, Perrot LJ, Zhang S, Marshak DR, Nelson SJ, Griffin WS.](#) Related Articles, Links
 Glial cytokines as neuropathogenic factors in HIV infection: pathogenic similarities to Alzheimer's disease.
 J Neuropathol Exp Neurol. 1994 May;53(3):231-8.
 PMID: 8176406 [PubMed - indexed for MEDLINE]
- 323:** [Akaaboune M, Ma J, Festoff BW, Greenberg BD, Hantai D.](#) Related Articles, Links
 Neurotrophic regulation of mouse muscle beta-amyloid protein precursor and alpha 1-antichymotrypsin as revealed by axotomy.
 J Neurobiol. 1994 May;25(5):503-14.
 PMID: 8071658 [PubMed - indexed for MEDLINE]
- 324:** [Higgins LS, Holtzman DM, Rabin J, Mobley WC, Cordell B.](#) Related Articles, Links
 Transgenic mouse brain histopathology resembles early Alzheimer's disease.
 Ann Neurol. 1994 May;35(5):598-607.
 PMID: 7513982 [PubMed - indexed for MEDLINE]
- 325:** [Hajimohammadreza I, Anderson VE, Cavanagh JB, Seville MP, Nolan CC, Anderton BH, Leigh PN.](#) Related Articles, Links
 beta-Amyloid precursor protein fragments and lysosomal dense bodies are found in rat brain neurons after ventricular infusion of leupeptin.
 Brain Res. 1994 Mar 21;640(1-2):25-32.
 PMID: 8004453 [PubMed - indexed for MEDLINE]
- 326:** [Takamaru Y.](#) Related Articles, Links
 [Analysis of the 80 kDa antigen in senile plaque amyloid]
 Hokkaido Igaku Zasshi. 1994 Mar;69(2):191-201. Japanese.
 PMID: 8157246 [PubMed - indexed for MEDLINE]
- 327:** [Bickel U, Lee VM, Trojanowski JQ, Pardridge WM.](#) Related Articles, Links
 Development and in vitro characterization of a cationized monoclonal antibody against beta A4 protein: a potential probe for Alzheimer's disease.
 Bioconjug Chem. 1994 Mar-Apr;5(2):119-25.
 PMID: 8031874 [PubMed - indexed for MEDLINE]
- 328:** [Loffler J, Langui D, Probst A, Huber G.](#) Related Articles, Links
 Accumulation of a 50 kDa N-terminal fragment of beta-APP695 in Alzheimer's disease hippocampus and neocortex.
 Neurochem Int. 1994 Mar;24(3):281-8.
 PMID: 8025536 [PubMed - indexed for MEDLINE]
- 329:** [Takeda M, Tanaka S, Kido H, Daikoku S, Oka M, Sakai K, Katunuma N.](#) Related Articles, Links

Chromaffin cells express Alzheimer amyloid precursor protein in the

-  same manner as brain cells.
Neurosci Lett. 1994 Feb 28;168(1-2):57-60.
PMID: 8028794 [PubMed - indexed for MEDLINE]
- 330:** Snow AD, Sekiguchi RT, Nochlin D, Kalaria RN, Kimata K. Related Articles, Links
 Heparan sulfate proteoglycan in diffuse plaques of hippocampus but not of cerebellum in Alzheimer's disease brain.
Am J Pathol. 1994 Feb;144(2):337-47.
PMID: 8311117 [PubMed - indexed for MEDLINE]
- 331:** Hartig W, Hausen D, Brauer K, Arendt T, Bigl V, Bruckner G. Related Articles, Links
 Digoxigenin-tagged anti-GFAP and multiple labelling of human glia, vessels and beta-amyloid.
Neuroreport. 1994 Jan 31;5(5):573-6. Erratum in: Neuroreport 1994 Apr 14;5(8):following 1014.
PMID: 8025246 [PubMed - indexed for MEDLINE]
- 332:** Okuda R, Uchida K, Tateyama S, Yamaguchi R, Nakayama H, Goto N. Related Articles, Links
 The distribution of amyloid beta precursor protein in canine brain.
Acta Neuropathol (Berl). 1994;87(2):161-7.
PMID: 8171967 [PubMed - indexed for MEDLINE]
- 333:** Masliah E, Honer WG, Mallory M, Voigt M, Kushner P, Hansen L, Terry R. Related Articles, Links
 Topographical distribution of synaptic-associated proteins in the neuritic plaques of Alzheimer's disease hippocampus.
Acta Neuropathol (Berl). 1994;87(2):135-42.
PMID: 8171963 [PubMed - indexed for MEDLINE]
- 334:** Bignami A, LeBlanc A, Perides G. Related Articles, Links
 A role for extracellular matrix degradation and matrix metalloproteinases in senile dementia?
Acta Neuropathol (Berl). 1994;87(3):308-12.
PMID: 8009963 [PubMed - indexed for MEDLINE]
- 335:** Wen GY, Wisniewski HM, Blondal H, Benedikz E, Frey H, Pirttila T, Rudelli R, Kim KS. Related Articles, Links
 Presence of non-fibrillar amyloid beta protein in skin biopsies of Alzheimer's disease (AD), Down's syndrome and non-AD normal persons.
Acta Neuropathol (Berl). 1994;88(3):201-6.
PMID: 7810290 [PubMed - indexed for MEDLINE]
- 336:** Zemlan FP, Vogelsang GD, McLaughlin L, Dean GE. Related Articles, Links
 Alzheimer's paired helical filaments: amyloid precursor protein epitope mapping.
Brain Res Bull. 1994;33(4):387-92.
PMID: 7510209 [PubMed - indexed for MEDLINE]
- 337:** Hilbich C, Monning U, Grund C, Masters CL, Beyreuther K. Related Articles, Links
 Amyloid-like properties of peptides flanking the epitope of amyloid precursor protein-specific monoclonal antibody 22C11.
J Biol Chem. 1993 Dec 15;268(35):26571-7.
PMID: 7504673 [PubMed - indexed for MEDLINE]

- 338:** [Philippe B, Brion JP, Macq AF, Octave JN.](#) Related Articles, Links
 A new monoclonal antibody against the anionic domain of the amyloid precursor protein of Alzheimer's disease.
Neuroreport. 1993 Dec 13;5(3):289-92.
PMID: 7507727 [PubMed - indexed for MEDLINE]
- 339:** [Cummings BJ, Su JH, Cotman CW.](#) Related Articles, Links
 Neuritic involvement within bFGF immunopositive plaques of Alzheimer's disease.
Exp Neurol. 1993 Dec;124(2):315-25.
PMID: 8287930 [PubMed - indexed for MEDLINE]
- 340:** [Bennett DA, Cochran EJ, Saper CB, Leverenz JB, Gilley DW, Wilson RS.](#) Related Articles, Links
 Pathological changes in frontal cortex from biopsy to autopsy in Alzheimer's disease.
Neurobiol Aging. 1993 Nov-Dec;14(6):589-96.
PMID: 8295661 [PubMed - indexed for MEDLINE]
- 341:** [Vigo-Pelfrey C, Lee D, Keim P, Lieberburg I, Schenk DB.](#) Related Articles, Links
 Characterization of beta-amyloid peptide from human cerebrospinal fluid.
J Neurochem. 1993 Nov;61(5):1965-8.
PMID: 8229004 [PubMed - indexed for MEDLINE]
- 342:** [Edwards RJ, McKenzie JE, Roberts GW, Royston MC.](#) Related Articles, Links
 Alzheimer's disease and Lewy body dementia.
Br J Psychiatry. 1993 Nov;163:692; author reply 694-5. No abstract available.
PMID: 8155132 [PubMed - indexed for MEDLINE]
- 343:** [Wagner SL, Van Nostrand WE, Lau AL, Farrow JS, Suzuki M, Bartus RT, Schuppek R, Nguyen A, Cotman CW, Cunningham DD.](#) Related Articles, Links
 Co-distribution of protease nexin-1 and protease nexin-2 in brains of non-human primates.
Brain Res. 1993 Oct 29;626(1-2):90-8.
PMID: 8281456 [PubMed - indexed for MEDLINE]
- 344:** [Ohta M, Kitamoto T, Iwaki T, Ohgami T, Fukui M, Tateishi J.](#) Related Articles, Links
 Immunohistochemical distribution of amyloid precursor protein during normal rat development.
Brain Res Dev Brain Res. 1993 Oct 15;75(2):151-61.
PMID: 7505208 [PubMed - indexed for MEDLINE]
- 345:** [Harrington CR, Quinn GB, Hurt J, Day IN, Wischik CM.](#) Related Articles, Links
 Characterisation of an epitope specific to the neuron-specific isoform of human enolase recognised by a monoclonal antibody raised against a synthetic peptide corresponding to the C-terminus of beta/A4-protein.
Biochim Biophys Acta. 1993 Oct 3;1158(2):120-8.
PMID: 7691181 [PubMed - indexed for MEDLINE]
- 346:** [Masliah E, Mallory M, Ge N, Godson C, Saitoh T.](#) Related Articles, Links
 Phorbol ester-induced neuritic alterations in the rat neocortex. Structural and immunocytochemical studies.

Mol Chem Neuropathol. 1993 Oct;20(2):125-45.
PMID: 8297418 [PubMed - indexed for MEDLINE]

- 347:** [Takashima A, Noguchi K, Sato K, Hoshino T, Imahori K.](#) Related Articles, Links



Tau protein kinase I is essential for amyloid beta-protein-induced neurotoxicity.

Proc Natl Acad Sci U S A. 1993 Aug 15;90(16):7789-93.
PMID: 8356085 [PubMed - indexed for MEDLINE]

- 348:** [Holmes C, Webster MT, Procter AW, Francis PT, Bowen DM.](#) Related Articles, Links



Relationship between beta-amyloid precursor protein, pyramidal neurones and astrocytes in human neocortex.

Biochem Soc Trans. 1993 Aug;21 (Pt 3)(3):238S. No abstract available.
PMID: 8224394 [PubMed - indexed for MEDLINE]

- 349:** [Miklossy J.](#) Related Articles, Links



Alzheimer's disease--a spirochetosis?

Neuroreport. 1993 Jul;4(7):841-8.
PMID: 8369471 [PubMed - indexed for MEDLINE]

- 350:** [Behl C, Schubert D.](#) Related Articles, Links



Heat shock partially protects rat pheochromocytoma PC12 cells from amyloid beta peptide toxicity.

Neurosci Lett. 1993 May 14;154(1-2):1-4.
PMID: 8361618 [PubMed - indexed for MEDLINE]

- 351:** [Stoll J, Balbo A, Ault B, Rapoport SI, Fine A.](#) Related Articles, Links



Long-term transplants of mouse trisomy 16 hippocampal neurons, a model for Down's syndrome, do not develop Alzheimer's disease neuropathology.

Brain Res. 1993 May 7;610(2):295-304.
PMID: 8319091 [PubMed - indexed for MEDLINE]

- 352:** [Oyama F, Hirohashi S, Sakamoto M, Titani K, Sekiguchi K.](#) Related Articles, Links



Coordinate oncodevelopmental modulation of alternative splicing of fibronectin pre-messenger RNA at ED-A, ED-B, and CS1 regions in human liver tumors.

Cancer Res. 1993 May 1;53(9):2005-11.
PMID: 8481903 [PubMed - indexed for MEDLINE]

- 353:** [Imaizumi K, Iwata H, Yoshida S, Sun G, Okumura N, Shiosaka S.](#) Related Articles, Links



Coexistence of amyloid beta-protein precursor and basic fibroblast growth factor in single cells of the rat parietal cortex, hippocampus and basal magnocellular nucleus.

J Chem Neuroanat. 1993 May-Jun;6(3):159-65.
PMID: 8343215 [PubMed - indexed for MEDLINE]









- 354:** [Piccardo P, Dagenais A, Cuellar AC, St-Pierre S, Nalbantoglu J.](#) Related Articles, Links












An antibody against the Alzheimer's disease amyloid precursor protein recognizes distinct conformational isoforms.









Histochemistry. 1993 May;99(5):347-53.
PMID: 8335481 [PubMed - indexed for MEDLINE]

[Van Gool D, De Strooper B, Van Leuven F, Triau E, Dom R.](#)

- 355:** Related Articles, Links
 **alpha 2-Macroglobulin expression in neuritic-type plaques in patients with Alzheimer's disease.**
 Neurobiol Aging. 1993 May-Jun;14(3):233-7.
 PMID: 7686641 [PubMed - indexed for MEDLINE]
- 356:** Rozemuller AJ, Roos RA, Bots GT, Kamphorst W, Eikelenboom P, Van Nostrand WE. Related Articles, Links
 **Distribution of beta/A4 protein and amyloid precursor protein in hereditary cerebral hemorrhage with amyloidosis-Dutch type and Alzheimer's disease.**
 Am J Pathol. 1993 May;142(5):1449-57. Review.
 PMID: 7684195 [PubMed - indexed for MEDLINE]
- 357:** Lahiri DK. Related Articles, Links
 **The stability of beta-amyloid precursor protein in nine different cell types.**
 Biochem Mol Biol Int. 1993 Apr;29(5):849-58.
 PMID: 8508138 [PubMed - indexed for MEDLINE]
- 358:** Gaskin F, Finley J, Fang Q, Xu S, Fu SM. Related Articles, Links
 **Human antibodies reactive with beta-amyloid protein in Alzheimer's disease.**
 J Exp Med. 1993 Apr 1;177(4):1181-6.
 PMID: 8459212 [PubMed - indexed for MEDLINE]
- 359:** Buee L, Ding W, Delacourte A, Fillit H. Related Articles, Links
 **Binding of secreted human neuroblastoma proteoglycans to the Alzheimer's amyloid A4 peptide.**
 Brain Res. 1993 Jan 22;601(1-2):154-63.
 PMID: 8431762 [PubMed - indexed for MEDLINE]
- 360:** Seubert P, Oltersdorf T, Lee MG, Barbour R, Blomquist C, Davis DL, Bryant K, Fritz LC, Galasko D, Thal LJ, et al. Related Articles, Links
 **Secretion of beta-amyloid precursor protein cleaved at the amino terminus of the beta-amyloid peptide.**
 Nature. 1993 Jan 21;361(6409):260-3.
 PMID: 7678698 [PubMed - indexed for MEDLINE]
- 361:** Cole G, Neal JW, Singhrao SK, Jasani B, Newman GR. Related Articles, Links
 **The distribution of amyloid plaques in the cerebellum and brain stem in Down's syndrome and Alzheimer's disease: a light microscopical analysis.**
 Acta Neuropathol (Berl). 1993;85(5):542-52.
 PMID: 8493862 [PubMed - indexed for MEDLINE]
- 362:** Ota M, Imai K, Saito N, Ito F, Tsujisaki M, Sugiyama T, Hinoda Y, Yachi A, Kasai M, Kawaharada M, et al. Related Articles, Links
 **[Immunological study on Alzheimer's disease using anti-beta-protein monoclonal antibodies]**
 Nippon Ronen Igakkai Zasshi. 1993 Jan;30(1):23-9. Japanese.
 PMID: 8474224 [PubMed - indexed for MEDLINE]
- 363:** Majocha RE, Tate B, Marotta CA. Related Articles, Links

-  PC12 cells release stimulatory factors after transfection with beta/A4-C-terminal DNA of the Alzheimer amyloid precursor protein.
Mol Chem Neuropathol. 1993 Jan-Feb;18(1-2):99-113.
PMID: 8466596 [PubMed - indexed for MEDLINE]
- 364:** Takahashi H, Utsuyama M, Kurashima C, Mori H, Hirokawa K. Related Articles, Links
-  Monoclonal antibody to beta peptide, recognizing amyloid deposits, neuronal cells and lipofuscin pigments in systemic organs.
Acta Neuropathol (Berl). 1993;85(2):159-66.
PMID: 8442408 [PubMed - indexed for MEDLINE]
- 365:** Wisniewski HM, Weigel J. Related Articles, Links
-  Migration of perivascular cells into the neuropil and their involvement in beta-amyloid plaque formation.
Acta Neuropathol (Berl). 1993;85(6):586-95.
PMID: 8337937 [PubMed - indexed for MEDLINE]
- 366:** Majocha RE, Reno JM, Friedland RP, VanHaight C, Lyle LR, Marotta CA. Related Articles, Links
-  Development of a monoclonal antibody specific for beta/A4 amyloid in Alzheimer's disease brain for application to in vivo imaging of amyloid angiopathy.
J Nucl Med. 1992 Dec;33(12):2184-9.
PMID: 1460513 [PubMed - indexed for MEDLINE]
- 367:** Anderson JP, Chen Y, Kim KS, Robakis NK. Related Articles, Links
-  An alternative secretase cleavage produces soluble Alzheimer amyloid precursor protein containing a potentially amyloidogenic sequence.
J Neurochem. 1992 Dec;59(6):2328-31.
PMID: 1431910 [PubMed - indexed for MEDLINE]
- 368:** Pappolla MA, Omar RA, Sambamurti K, Anderson JP, Robakis NK. Related Articles, Links
-  The genesis of the senile plaque. Further evidence in support of its neuronal origin.
Am J Pathol. 1992 Nov;141(5):1151-9.
PMID: 1443049 [PubMed - indexed for MEDLINE]
- 369:** Masliah E, Mallory M, Ge N, Saitoh T. Related Articles, Links
-  Amyloid precursor protein is localized in growing neurites of neonatal rat brain.
Brain Res. 1992 Oct 16;593(2):323-8.
PMID: 1450940 [PubMed - indexed for MEDLINE]
- 370:** Hanger DP, Mann DM, Neary D, Anderton BH. Related Articles, Links
-  Tau pathology in a case of familial Alzheimer's disease with a valine to glycine mutation at position 717 in the amyloid precursor protein.
Neurosci Lett. 1992 Oct 12;145(2):178-80.
PMID: 1465214 [PubMed - indexed for MEDLINE]
- 371:** Seubert P, Vigo-Pelfrey C, Esch F, Lee M, Dovey H, Davis D, Sinha S, Schlossmacher M, Whaley J, Swindlehurst C, et al. Related Articles, Links
-  Isolation and quantification of soluble Alzheimer's beta-peptide from biological fluids.
Nature. 1992 Sep 24;359(6393):325-7.

PMID: 1406936 [PubMed - indexed for MEDLINE]

- 372:** [Knops J, Lieberburg I, Sinha S.](#) Related Articles, Links
 Evidence for a nonsecretory, acidic degradation pathway for amyloid precursor protein in 293 cells. Identification of a novel, 22-kDa, beta-peptide-containing intermediate.
 J Biol Chem. 1992 Aug 15;267(23):16022-4.
 PMID: 1644790 [PubMed - indexed for MEDLINE]
- 373:** [Tate B, Aboody-Guterman KS, Morris AM, Walcott EC, Majocha RE, Marotta CA.](#) Related Articles, Links
 Disruption of circadian regulation by brain grafts that overexpress Alzheimer beta/A4 amyloid.
 Proc Natl Acad Sci U S A. 1992 Aug 1;89(15):7090-4.
 PMID: 1496005 [PubMed - indexed for MEDLINE]
- 374:** [Bush AI, Whyte S, Thomas LD, Williamson TG, Van Tiggelen CJ, Currie J, Small DH, Moir RD, Li QX, Rumble B, et al.](#) Related Articles, Links
 An abnormality of plasma amyloid protein precursor in Alzheimer's disease.
 Ann Neurol. 1992 Jul;32(1):57-65.
 PMID: 1642473 [PubMed - indexed for MEDLINE]
- 375:** [Arai H, Schmidt ML, Lee VM, Hurtig HI, Greenberg BD, Adler CH, Trojanowski JQ.](#) Related Articles, Links
 Epitope analysis of senile plaque components in the hippocampus of patients with Parkinson's disease.
 Neurology. 1992 Jul;42(7):1315-22.
 PMID: 1377804 [PubMed - indexed for MEDLINE]
- 376:** [Kim T, Choi BH, Choe W, Kim RC, Van Nostrand W, Wagner S, Cunningham D.](#) Related Articles, Links
 Expression of protease nexin-II in human dorsal root ganglia. A correlative immunocytochemical and in situ hybridization study.
 Mol Chem Neuropathol. 1992 Jun;16(3):225-39.
 PMID: 1418219 [PubMed - indexed for MEDLINE]
- 377:** [Cummings BJ, Su JH, Geddes JW, Van Nostrand WE, Wagner SL, Cunningham DD, Cotman CW.](#) Related Articles, Links
 Aggregation of the amyloid precursor protein within degenerating neurons and dystrophic neurites in Alzheimer's disease.
 Neuroscience. 1992 Jun;48(4):763-77.
 PMID: 1378573 [PubMed - indexed for MEDLINE]
- 378:** [Van Nostrand WE, Wagner SL, Shankle WR, Farrow JS, Dick M, Rozemuller JM, Kuiper MA, Wolters EC, Zimmerman J, Cotman CW, et al.](#) Related Articles, Links
 Decreased levels of soluble amyloid beta-protein precursor in cerebrospinal fluid of live Alzheimer disease patients.
 Proc Natl Acad Sci U S A. 1992 Apr 1;89(7):2551-5.
 PMID: 1557359 [PubMed - indexed for MEDLINE]
- 379:** [Miao SY, Liu QY, Wang LF, Zhao M, Yan YC, Koide SS.](#) Related Articles, Links
 Expression of a gene encoding a specific human sperm protein in Chinese hamster ovarian cells.
 Arch Androl. 1992 Mar-Apr;28(2):91-7.

PMID: 1520040 [PubMed - indexed for MEDLINE]

- 380:** [Ohgami T, Kitamoto T, Tateishi J.](#) Related Articles, Links



Alzheimer's amyloid precursor protein accumulates within axonal swellings in human brain lesions.

Neurosci Lett. 1992 Feb 17;136(1):75-8.

PMID: 1635670 [PubMed - indexed for MEDLINE]

- 381:** [Nakamura Y, Takeda M, Niigawa H, Hariguchi S, Nishimura T.](#) Related Articles, Links



Amyloid beta-protein precursor deposition in rat hippocampus lesioned by ibotenic acid injection.

Neurosci Lett. 1992 Feb 17;136(1):95-8.

PMID: 1321970 [PubMed - indexed for MEDLINE]

- 382:** [Wisniewski KE, Gordon-Majszak W, Maslinski S, Heaney-Kieras J.](#) Related Articles, Links



Altered protein patterns in brains of children with neuronal ceroid lipofuscinosis.

Am J Med Genet. 1992 Feb 15;42(4):568-74.

PMID: 1376969 [PubMed - indexed for MEDLINE]

- 383:** [Wunderlich D, Lee A, Fracasso RP, Mierz DV, Bayney RM, Ramabhadran TV.](#) Related Articles, Links



Use of recombinant fusion proteins for generation and rapid characterization of monoclonal antibodies. Application to the Kunitz domain of human beta amyloid precursor protein.

J Immunol Methods. 1992 Feb 14;147(1):1-11.

PMID: 1371794 [PubMed - indexed for MEDLINE]

- 384:** [Delvaux A, Van der Elst L, Octave JN.](#) Related Articles, Links



Inhibition of trypsin by the beta-amyloid protein precursor. A comparative study between transfected cells, human brain and cerebrospinal fluid.

FEBS Lett. 1992 Feb 3;297(1-2):124-6.

PMID: 1551418 [PubMed - indexed for MEDLINE]

- 385:** [Perry G, Cras P, Siedlak SL, Tabaton M, Kawai M.](#) Related Articles, Links



Beta protein immunoreactivity is found in the majority of neurofibrillary tangles of Alzheimer's disease.

Am J Pathol. 1992 Feb;140(2):283-90.

PMID: 1739122 [PubMed - indexed for MEDLINE]

- 386:** [Candy JM, McArthur FK, Oakley AE, Taylor GA, Chen CP, Mountfort SA, Thompson JE, Chalker PR, Bishop HE, Beyreuther K, et al.](#) Related Articles, Links



Aluminium accumulation in relation to senile plaque and neurofibrillary tangle formation in the brains of patients with renal failure.

J Neurol Sci. 1992 Feb;107(2):210-8.

PMID: 1564520 [PubMed - indexed for MEDLINE]

- 387:** [Murphy GM Jr, Ellis WG, Lee YL, Stultz KE, Shrivastava R, Tinklenberg JR, Eng LF.](#) Related Articles, Links



Astrocytic gliosis in the amygdala in Down's syndrome and Alzheimer's disease.

Prog Brain Res. 1992;94:475-83. No abstract available.

PMID: 1287731 [PubMed - indexed for MEDLINE]

- 388:** [Hyman BT, Tanzi RE, Marzloff K, Barbour R, Schenk D.](#) Related Articles, Links



Kunitz protease inhibitor-containing amyloid beta protein precursor immunoreactivity in Alzheimer's disease.

J Neuropathol Exp Neurol. 1992 Jan;51(1):76-83.

PMID: 1740675 [PubMed - indexed for MEDLINE]

- 389:** [Yan YC, Miao SY, Zong C, Li YH, Wang LF, Koide SS.](#) Related Articles, Links



Gene expression of human sperm component related to A4 amyloid precursor protein.

Arch Androl. 1992 Jan-Feb;28(1):1-6.

PMID: 1550421 [PubMed - indexed for MEDLINE]

- 390:** [Nukina N, Kanazawa I, Mannen T, Uchida Y.](#) Related Articles, Links



Accumulation of amyloid precursor protein and beta-protein immunoreactivities in axons injured by cerebral infarct.

Gerontology. 1992;38 Suppl 1:10-4.

PMID: 1459467 [PubMed - indexed for MEDLINE]

- 391:** [Schubert W, Prior R, Weidemann A, Dircksen H, Multhaup G, Masters CL, Beyreuther K.](#) Related Articles, Links



Localization of Alzheimer beta A4 amyloid precursor protein at central and peripheral synaptic sites.

Brain Res. 1991 Nov 1;563(1-2):184-94.

PMID: 1786532 [PubMed - indexed for MEDLINE]

- 392:** [Arai H, Lee VM, Messinger ML, Greenberg BD, Lowery DE, Trojanowski JQ.](#) Related Articles, Links



Expression patterns of beta-amyloid precursor protein (beta-APP) in neural and nonneural human tissues from Alzheimer's disease and control subjects.

Ann Neurol. 1991 Nov;30(5):686-93.

PMID: 1763893 [PubMed - indexed for MEDLINE]

- 393:** [Frautschy SA, Baird A, Cole GM.](#) Related Articles, Links



Effects of injected Alzheimer beta-amyloid cores in rat brain.

Proc Natl Acad Sci U S A. 1991 Oct 1;88(19):8362-6.

PMID: 1924295 [PubMed - indexed for MEDLINE]

- 394:** [McKee AC, Kosik KS, Kowall NW.](#) Related Articles, Links



Neuritic pathology and dementia in Alzheimer's disease.

Ann Neurol. 1991 Aug;30(2):156-65.

PMID: 1910274 [PubMed - indexed for MEDLINE]

- 395:** [Bauer J, Konig G, Strauss S, Jonas U, Ganter U, Weidemann A, Monning U, Masters CL, Volk B, Berger M, et al.](#) Related Articles, Links



In-vitro matured human macrophages express Alzheimer's beta A4-amyloid precursor protein indicating synthesis in microglial cells.

FEBS Lett. 1991 May 6;282(2):335-40.

PMID: 1903718 [PubMed - indexed for MEDLINE]

- 396:** [Knops J, Johnson-Wood K, Schenk DB, Sinha S, Lieberburg I, McConlogue L.](#) Related Articles, Links



Isolation of baculovirus-derived secreted and full-length beta-amyloid

precursor protein.

J Biol Chem. 1991 Apr 15;266(11):7285-90.

PMID: 1901866 [PubMed - indexed for MEDLINE]

- 397:** [Henriksson T, Barbour RM, Braa S, Ward P, Fritz LC, Johnson-Wood K, Chung HD, Burke W, Reinikainen KJ, Riekkinen P, et al.](#) Related Articles, Links



Analysis and quantitation of the beta-amyloid precursor protein in the cerebrospinal fluid of Alzheimer's disease patients with a monoclonal antibody-based immunoassay.

J Neurochem. 1991 Mar;56(3):1037-42.

PMID: 1899691 [PubMed - indexed for MEDLINE]

- 398:** [Richards SJ, Waters JJ, Beyreuther K, Masters CL, Wischik CM, Sparkman DR, White CL III, Abraham CR, Dunnett SB.](#) Related Articles, Links



Transplants of mouse trisomy 16 hippocampus provide a model of Alzheimer's disease neuropathology.

EMBO J. 1991 Feb;10(2):297-303.

PMID: 1899372 [PubMed - indexed for MEDLINE]

- 399:** [Brion JP, Couck AM, Bruce M, Anderton B, Flament-Durand J.](#) Related Articles, Links



Synaptophysin and chromogranin A immunoreactivities in senile plaques of Alzheimer's disease.

Brain Res. 1991 Jan 18;539(1):143-50.

PMID: 1901750 [PubMed - indexed for MEDLINE]

- 400:** [Takahashi H, Hirokawa K, Ando S, Obata K.](#) Related Articles, Links



Immunohistological study on brains of Alzheimer's disease using antibodies to fetal antigens, C-series gangliosides and microtubule-associated protein 5.

Acta Neuropathol (Berl). 1991;81(6):626-31.

PMID: 1909079 [PubMed - indexed for MEDLINE]

- 401:** [Wisniewski HM, Barcikowska M, Kida E.](#) Related Articles, Links



Phagocytosis of beta/A4 amyloid fibrils of the neuritic neocortical plaques.

Acta Neuropathol (Berl). 1991;81(5):588-90.

PMID: 1858487 [PubMed - indexed for MEDLINE]

- 402:** [Becker L, Mito T, Takashima S, Onodera K.](#) Related Articles, Links



Growth and development of the brain in Down syndrome.

Prog Clin Biol Res. 1991;373:133-52. Review.

PMID: 1838182 [PubMed - indexed for MEDLINE]

- 403:** [Yankner BA, Caceres A, Duffy LK.](#) Related Articles, Links



Nerve growth factor potentiates the neurotoxicity of beta amyloid.

Proc Natl Acad Sci U S A. 1990 Nov;87(22):9020-3.

PMID: 2174172 [PubMed - indexed for MEDLINE]

- 404:** [Snow AD, Mar H, Nochlin D, Sekiguchi RT, Kimata K, Koike Y, Wight TN.](#) Related Articles, Links



Early accumulation of heparan sulfate in neurons and in the beta-amyloid protein-containing lesions of Alzheimer's disease and Down's syndrome.

Am J Pathol. 1990 Nov;137(5):1253-70.

PMID: 2146882 [PubMed - indexed for MEDLINE]

- 405:** [Bush AI, Martins RN, Rumble B, Moir R, Fuller S, Milward E, Currie J, Ames D, Weidemann A, Fischer P, et al.](#) Related Articles, Links



The amyloid precursor protein of Alzheimer's disease is released by human platelets.

J Biol Chem. 1990 Sep 15;265(26):15977-83.

PMID: 2118534 [PubMed - indexed for MEDLINE]

- 406:** [Kametani F, Tanaka K, Sato M, Haga S, Saitoh T, Shinoda T, Ishii T.](#) Related Articles, Links



A monoclonal antibody Hy20-54-16-3L to lambda (lambda) light chain of human immunoglobulin reacts with amyloid in Alzheimer's disease brain.

Neurosci Lett. 1990 Sep 4;117(1-2):62-7.

PMID: 2127088 [PubMed - indexed for MEDLINE]

- 407:** [Tate-Ostroff B, Majocha RE, Walcott EC, Ventosa-Michelman M, Marotta CA.](#) Related Articles, Links



Colocalization of amino terminal and A4 (beta-amyloid) antigens in Alzheimer plaques: evidence for coordinated processing of the amyloid precursor protein.

J Geriatr Psychiatry Neurol. 1990 Jul-Sep;3(3):139-45.

PMID: 2126439 [PubMed - indexed for MEDLINE]

- 408:** [Van Nostrand WE, Wagner SL, Farrow JS, Cunningham DD.](#) Related Articles, Links



Immunopurification and protease inhibitory properties of protease nexin-2/amyloid beta-protein precursor.

J Biol Chem. 1990 Jun 15;265(17):9591-4.

PMID: 2112543 [PubMed - indexed for MEDLINE]

- 409:** [Van Nostrand WE, Schmaier AH, Farrow JS, Cunningham DD.](#) Related Articles, Links



Protease nexin-II (amyloid beta-protein precursor): a platelet alpha-granule protein.

Science. 1990 May 11;248(4956):745-8.

PMID: 2110384 [PubMed - indexed for MEDLINE]

- 410:** [Stern RA, Trojanowski JQ, Lee VM.](#) Related Articles, Links



Antibodies to the beta-amyloid peptide cross-react with conformational epitopes in human fibrinogen subunits from peripheral blood.

FEBS Lett. 1990 May 7;264(1):43-7.

PMID: 1692541 [PubMed - indexed for MEDLINE]

- 411:** [Kitaguchi T, Wisniewski KE, Maslinski S, Maslinska D, Wisniewski TM, Kim KS.](#) Related Articles, Links



Beta-protein immunoreactivity in brains of patients with neuronal ceroid lipofuscinosis: ultrastructural and biochemical demonstration.

Neurosci Lett. 1990 May 4;112(2-3):155-60.

PMID: 2193254 [PubMed - indexed for MEDLINE]









- 412:** [Spillantini MG, Goedert M, Jakes R, Klug A.](#) Related Articles, Links











Different configurational states of beta-amyloid and their distributions relative to plaques and tangles in Alzheimer disease.










Proc Natl Acad Sci U S A. 1990 May;87(10):3947-51.









PMID: 2111023 [PubMed - indexed for MEDLINE]

- 413:** [Yan YC, Bai Y, Wang LF, Miao SY, Koide SS.](#) Related Articles, Links
 Characterization of cDNA encoding a human sperm membrane protein related to A4 amyloid protein.
 Proc Natl Acad Sci U S A. 1990 Apr;87(7):2405-8.
 PMID: 1690887 [PubMed - indexed for MEDLINE]
- 414:** [Arai H, Lee VM, Otvos L Jr, Greenberg BD, Lowery DE, Sharma SK, Schmidt ML, Trojanowski JQ.](#) Related Articles, Links
 Defined neurofilament, tau, and beta-amyloid precursor protein epitopes distinguish Alzheimer from non-Alzheimer senile plaques.
 Proc Natl Acad Sci U S A. 1990 Mar;87(6):2249-53.
 PMID: 1690426 [PubMed - indexed for MEDLINE]
- 415:** [Koo EH, Sisodia SS, Archer DR, Martin LJ, Weidemann A, Beyreuther K, Fischer P, Masters CL, Price DL.](#) Related Articles, Links
 Precursor of amyloid protein in Alzheimer disease undergoes fast anterograde axonal transport.
 Proc Natl Acad Sci U S A. 1990 Feb;87(4):1561-5.
 PMID: 1689489 [PubMed - indexed for MEDLINE]
- 416:** [Chou WG, Zain SB, Rehman S, Tate-Ostroff B, Majocha RE, Benes FM, Marotta CA.](#) Related Articles, Links
 Alzheimer cortical neurons containing abundant amyloid mRNA. Relationship to amyloid deposition and senile plaques.
 J Psychiatr Res. 1990;24(1):37-50.
 PMID: 2195164 [PubMed - indexed for MEDLINE]
- 417:** [Yamamoto K, Yamamoto M, Ishi-i K, Eitoku H, Ikuta S, Ishi-i T, Tomonaga M, Ooyama T.](#) Related Articles, Links
 Immunocytochemical identification of beta-protein precursor in cultured vascular cells.
 Artery. 1990;17(4):213-32.
 PMID: 2113803 [PubMed - indexed for MEDLINE]
- 418:** [Takahashi H, Kurashima C, Utsuyama M, Hirokawa K.](#) Related Articles, Links
 Immunohistological study of senile brains by using a monoclonal antibody recognizing beta amyloid precursor protein: significance of granular deposits in relation with senile plaques.
 Acta Neuropathol (Berl). 1990;80(3):260-5.
 PMID: 1698004 [PubMed - indexed for MEDLINE]
- 419:** [Wisniewski KE, Maslinska D, Kitaguchi T, Kim KS, Goebel HH, Haltia M.](#) Related Articles, Links
 Topographic heterogeneity of amyloid B-protein epitopes in brains with various forms of neuronal ceroid lipofuscinoses suggesting defective processing of amyloid precursor protein.
 Acta Neuropathol (Berl). 1990;80(1):26-34.
 PMID: 1694383 [PubMed - indexed for MEDLINE]
- 420:** [Suenaga T, Hirano A, Llana JF, Ksiezak-Reding H, Yen SH, Dickson DW.](#) Related Articles, Links
 Modified Bielschowsky and immunocytochemical studies on cerebellar plaques in Alzheimer's disease.
 J Neuropathol Exp Neurol. 1990 Jan;49(1):31-40.
 PMID: 1688924 [PubMed - indexed for MEDLINE]

- 421:** [Van Nostrand WE, Wagner SL, Suzuki M, Choi BH, Farrow JS, Geddes JW, Cotman CW, Cunningham DD.](#) Related Articles, Links
-  Protease nexin-II, a potent antichymotrypsin, shows identity to amyloid beta-protein precursor.
Nature. 1989 Oct 12;341(6242):546-9.
PMID: 2507928 [PubMed - indexed for MEDLINE]
- 422:** [Zhang H, Sternberger NH, Rubinstein LJ, Herman MM, Binder LI, Sternberger LA.](#) Related Articles, Links
-  Abnormal processing of multiple proteins in Alzheimer disease.
Proc Natl Acad Sci U S A. 1989 Oct;86(20):8045-9.
PMID: 2813376 [PubMed - indexed for MEDLINE]
- 423:** [Davies P.](#) Related Articles, Links
-  A different view of A68 and amyloid.
Neurobiol Aging. 1989 Sep-Oct;10(5):408-9; discussion 412-4.
PMID: 2682319 [PubMed - indexed for MEDLINE]
- 424:** [Maruyama K, Ikeda S, Odajima N, Yanagisawa N.](#) Related Articles, Links
-  [An Alzheimer's disease case showing recurrent subcortical hemorrhage: an autopsy findings with immunohistochemical studies of cerebral amyloid deposits]
Rinsho Shinkeigaku. 1989 Jul;29(7):936-9. Japanese.
PMID: 2805520 [PubMed - indexed for MEDLINE]
- 425:** [Ikeda S, Yanagisawa N, Allsop D, Glenner GG.](#) Related Articles, Links
-  Evidence of amyloid beta-protein immunoreactive early plaque lesions in Down's syndrome brains.
Lab Invest. 1989 Jul;61(1):133-7.
PMID: 2473275 [PubMed - indexed for MEDLINE]
- 426:** [Stern RA, Otvos L Jr, Trojanowski JQ, Lee VM.](#) Related Articles, Links
-  Monoclonal antibodies to a synthetic peptide homologous with the first 28 amino acids of Alzheimer's disease beta-protein recognize amyloid and diverse glial and neuronal cell types in the central nervous system.
Am J Pathol. 1989 May;134(5):973-8.
PMID: 2524164 [PubMed - indexed for MEDLINE]
- 427:** [Weidemann A, Konig G, Bunke D, Fischer P, Salbaum JM, Masters CL, Beyreuther K.](#) Related Articles, Links
-  Identification, biogenesis, and localization of precursors of Alzheimer's disease A4 amyloid protein.
Cell. 1989 Apr 7;57(1):115-26.
PMID: 2649245 [PubMed - indexed for MEDLINE]
- 428:** [Grundke-Iqbal I, Iqbal K, George L, Tung YC, Kim KS, Wisniewski HM.](#) Related Articles, Links
-  Amyloid protein and neurofibrillary tangles coexist in the same neuron in Alzheimer disease.
Proc Natl Acad Sci U S A. 1989 Apr;86(8):2853-7.
PMID: 2649895 [PubMed - indexed for MEDLINE]
- 429:** [Bancher C, Grundke-Iqbal I, Iqbal K, Kim KS, Wisniewski HM.](#) Related Articles, Links

Immunoreactivity of neuronal lipofuscin with monoclonal antibodies to

-  the amyloid beta-protein.
Neurobiol Aging. 1989 Mar-Apr;10(2):125-32.
PMID: 2657463 [PubMed - indexed for MEDLINE]
- 430:** [Wisniewski KE, Maslinska D.](#) Related Articles, Links
-  Immunoreactivity of ceroid lipofuscin storage pigment in Batten disease with monoclonal antibodies to the amyloid beta-protein.
N Engl J Med. 1989 Jan 26;320(4):256-7. No abstract available.
PMID: 2911317 [PubMed - indexed for MEDLINE]
- 431:** [Haga S, Akai K, Ishii T.](#) Related Articles, Links
-  Demonstration of microglial cells in and around senile (neuritic) plaques in the Alzheimer brain. An immunohistochemical study using a novel monoclonal antibody.
Acta Neuropathol (Berl). 1989;77(6):569-75.
PMID: 2750476 [PubMed - indexed for MEDLINE]
- 432:** [Benes FM, Reifel JL, Majocho RE, Marotta CA.](#) Related Articles, Links
-  Evidence for a diffusional model of Alzheimer amyloid A4 (beta-amyloid) deposition during neuritic plaque formation.
Neuroscience. 1989;33(3):483-8.
PMID: 2700016 [PubMed - indexed for MEDLINE]
- 433:** [Bancher C, Grundke-Iqbal I, Iqbal K, Kim KS, Wisniewski HM.](#) Related Articles, Links
-  A 31 kilodalton beta-protein immunoreactive polypeptide in neuronal lipofuscin.
Prog Clin Biol Res. 1989;317:913-24. Review.
PMID: 2690128 [PubMed - indexed for MEDLINE]
- 434:** [Glenner GG.](#) Related Articles, Links
-  Amyloid beta protein and the basis for Alzheimer's disease.
Prog Clin Biol Res. 1989;317:857-68. Review.
PMID: 2690126 [PubMed - indexed for MEDLINE]
- 435:** [Barcikowska M, Wisniewski HM, Bancher C, Grundke-Iqbal I.](#) Related Articles, Links
-  About the presence of paired helical filaments in dystrophic neurites participating in the plaque formation.
Acta Neuropathol (Berl). 1989;78(3):225-31.
PMID: 2669434 [PubMed - indexed for MEDLINE]
- 436:** [Ikeda S, Allsop D, Glenner GG.](#) Related Articles, Links
-  Morphology and distribution of plaque and related deposits in the brains of Alzheimer's disease and control cases. An immunohistochemical study using amyloid beta-protein antibody.
Lab Invest. 1989 Jan;60(1):113-22.
PMID: 2642985 [PubMed - indexed for MEDLINE]
- 437:** [Landon M, Smith MA, Clarke K, Kidd M.](#) Related Articles, Links
-  Immunoaffinity chromatographic purification of amyloid-related proteins from Alzheimer's disease brain tissue.
Prog Clin Biol Res. 1989;317:903-12.
PMID: 2574878 [PubMed - indexed for MEDLINE]
- [Tate-Ostrov B, Majocho RE, Marotta CA.](#)

- 438:** Related Articles, Links
 Identification of cellular and extracellular sites of amyloid precursor protein extracytoplasmic domain in normal and Alzheimer disease brains.
 Proc Natl Acad Sci U S A. 1989 Jan;86(2):745-9.
 PMID: 2563169 [PubMed - indexed for MEDLINE]
- 439:** Marotta CA, Chou WG, Majocha RE, Watkins R, LaBonne C, Zain SB. Related Articles, Links
 Overexpression of amyloid precursor protein A4 (beta-amyloid) immunoreactivity in genetically transformed cells: implications for a cellular model of Alzheimer amyloidosis.
 Proc Natl Acad Sci U S A. 1989 Jan;86(1):337-41.
 PMID: 2563163 [PubMed - indexed for MEDLINE]
- 440:** Wisniewski HM, Bancher C, Barcikowska M, Wen GY, Currie J. Related Articles, Links
 Spectrum of morphological appearance of amyloid deposits in Alzheimer's disease.
 Acta Neuropathol (Berl). 1989;78(4):337-47.
 PMID: 2551122 [PubMed - indexed for MEDLINE]
- 441:** Ihara Y, Kondo J. Related Articles, Links
 Polypeptide composition of paired helical filaments.
 Ann Med. 1989;21(2):121-5. Review.
 PMID: 2548540 [PubMed - indexed for MEDLINE]
- 442:** Ikeda S, Allsop D, Glenner GG. Related Articles, Links
 A study of the morphology and distribution of amyloid beta protein immunoreactive plaque and related lesions in the brains of Alzheimer's disease and adult Down's syndrome.
 Prog Clin Biol Res. 1989;317:313-23.
 PMID: 2532370 [PubMed - indexed for MEDLINE]
- 443:** Allsop D, Ikeda S, Glenner GG. Related Articles, Links
 Evidence for the derivation of a peptide ligand from the amyloid beta-protein precursor of Alzheimer's disease.
 Prog Clin Biol Res. 1989;317:893-902. Review.
 PMID: 2513585 [PubMed - indexed for MEDLINE]
- 444:** Tagliavini F, Giaccone G, Frangione B, Bugiani O. Related Articles, Links
 Preamyloid deposits in the cerebral cortex of patients with Alzheimer's disease and nondemented individuals.
 Neurosci Lett. 1988 Nov 11;93(2-3):191-6.
 PMID: 3241644 [PubMed - indexed for MEDLINE]
- 445:** Roberts GW, Lofthouse R, Allsop D, Landon M, Kidd M, Prusiner SB, Crow TJ. Related Articles, Links
 CNS amyloid proteins in neurodegenerative diseases.
 Neurology. 1988 Oct;38(10):1534-40.
 PMID: 2901696 [PubMed - indexed for MEDLINE]
- 446:** Allsop D, Wong CW, Ikeda S, Landon M, Kidd M, Glenner GG. Related Articles, Links

Immunohistochemical evidence for the derivation of a peptide ligand



from the amyloid beta-protein precursor of Alzheimer disease.
Proc Natl Acad Sci U S A. 1988 Apr;85(8):2790-4.
PMID: 3282239 [PubMed - indexed for MEDLINE]

447: [Ikeda S, Wong CW, Allsop D, Landon M, Kidd M, Glenner GG.](#) Related Articles, Links



Immunogold labeling of cerebrovascular and neuritic plaque amyloid
fibrils in Alzheimer's disease with an anti-beta protein monoclonal
antibody.
Lab Invest. 1987 Oct;57(4):446-9.
PMID: 3312810 [PubMed - indexed for MEDLINE]

Display Show Sort by Send to

[Write to the Help Desk](#)
[NCBI](#) | [NLM](#) | [NIH](#)
[Department of Health & Human Services](#)
[Privacy Statement](#) | [Freedom of Information Act](#) | [Disclaimer](#)

May 2 2005 17:45:08